



US00D472544S

(12) **United States Design Patent**  
**Jackson**

(10) **Patent No.:** **US D472,544 S**

(45) **Date of Patent:** **\*\* Apr. 1, 2003**

(54) **SOUND EFFECTS DEVICE**

D337,771 S \* 7/1993 Leung ..... D14/168  
D409,193 S \* 5/1999 Mott et al. .... D14/160

(76) Inventor: **Glen Alan Jackson**, 9515 Garden  
Bridge, Houston, TX (US) 77075

\* cited by examiner

(\*\*) Term: **14 Years**

*Primary Examiner*—Nanda Bondade

(21) Appl. No.: **29/158,102**

(57) **CLAIM**

(22) Filed: **Mar. 29, 2002**

The ornamental design for a sound effects device, as shown  
and described.

(51) **LOC (7) Cl.** ..... **14-99**

**DESCRIPTION**

(52) **U.S. Cl.** ..... **D14/217**

(58) **Field of Search** ..... D14/160-165,  
D14/167-168, 188-189, 192-198, 204,  
207-215, 217, 299; 455/344, 347, 350-351

FIG. 1 is a front elevational view of a sound effects device  
showing my new design;

FIG. 2 is a rear elevational view thereof;

FIG. 3 is a side view, taken from the left side of FIG. 1, the  
right side view being a mirror image thereof;

FIG. 4 is a top plan view thereof; and,

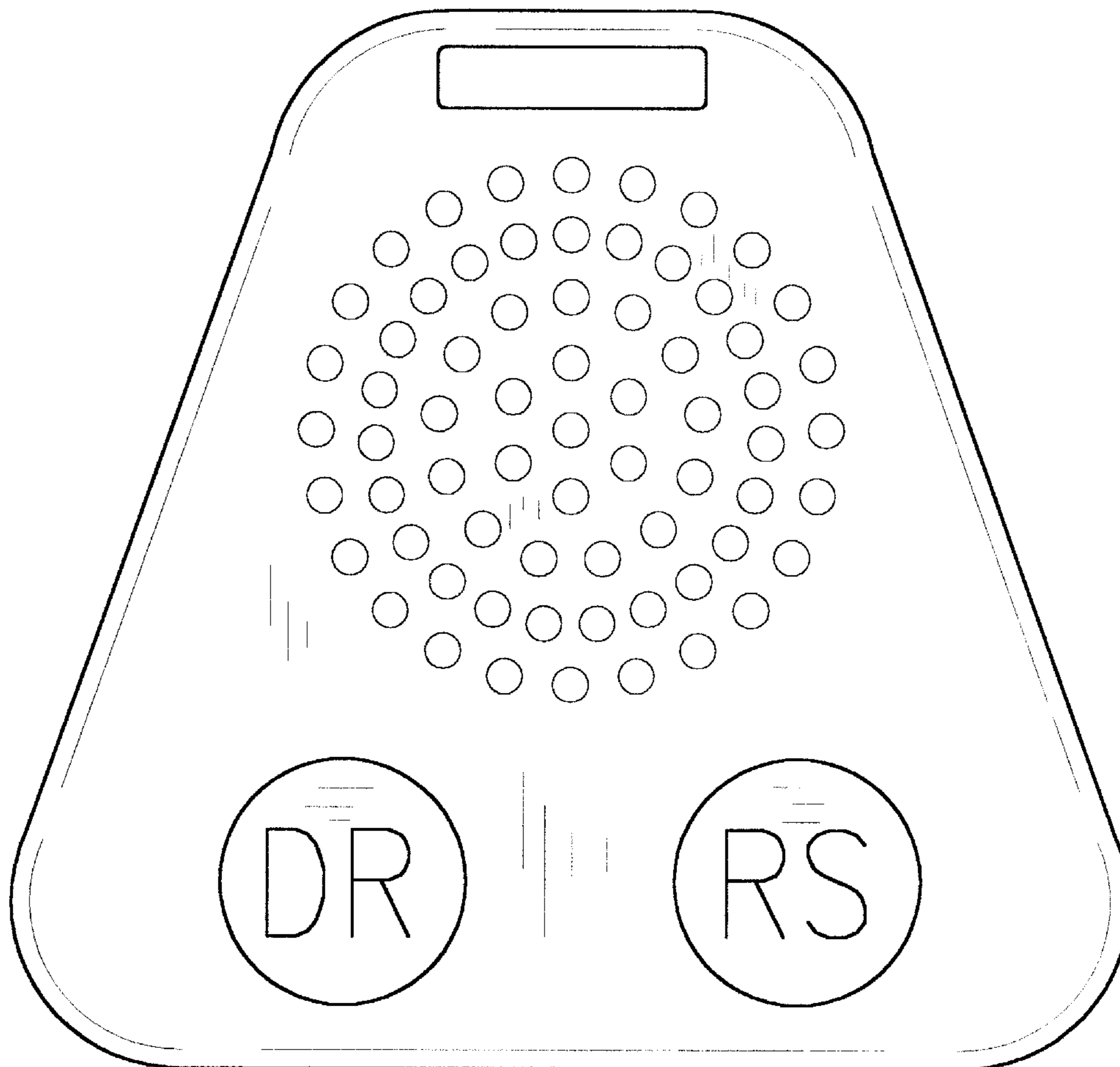
FIG. 5 is a bottom plan view thereof.

(56) **References Cited**

**U.S. PATENT DOCUMENTS**

D69,280 S \* 1/1926 Moss ..... D14/215  
D239,869 S \* 5/1976 Pinsler et al. .... D14/194  
D239,870 S \* 5/1976 Pinsler et al. .... D14/194

**1 Claim, 4 Drawing Sheets**



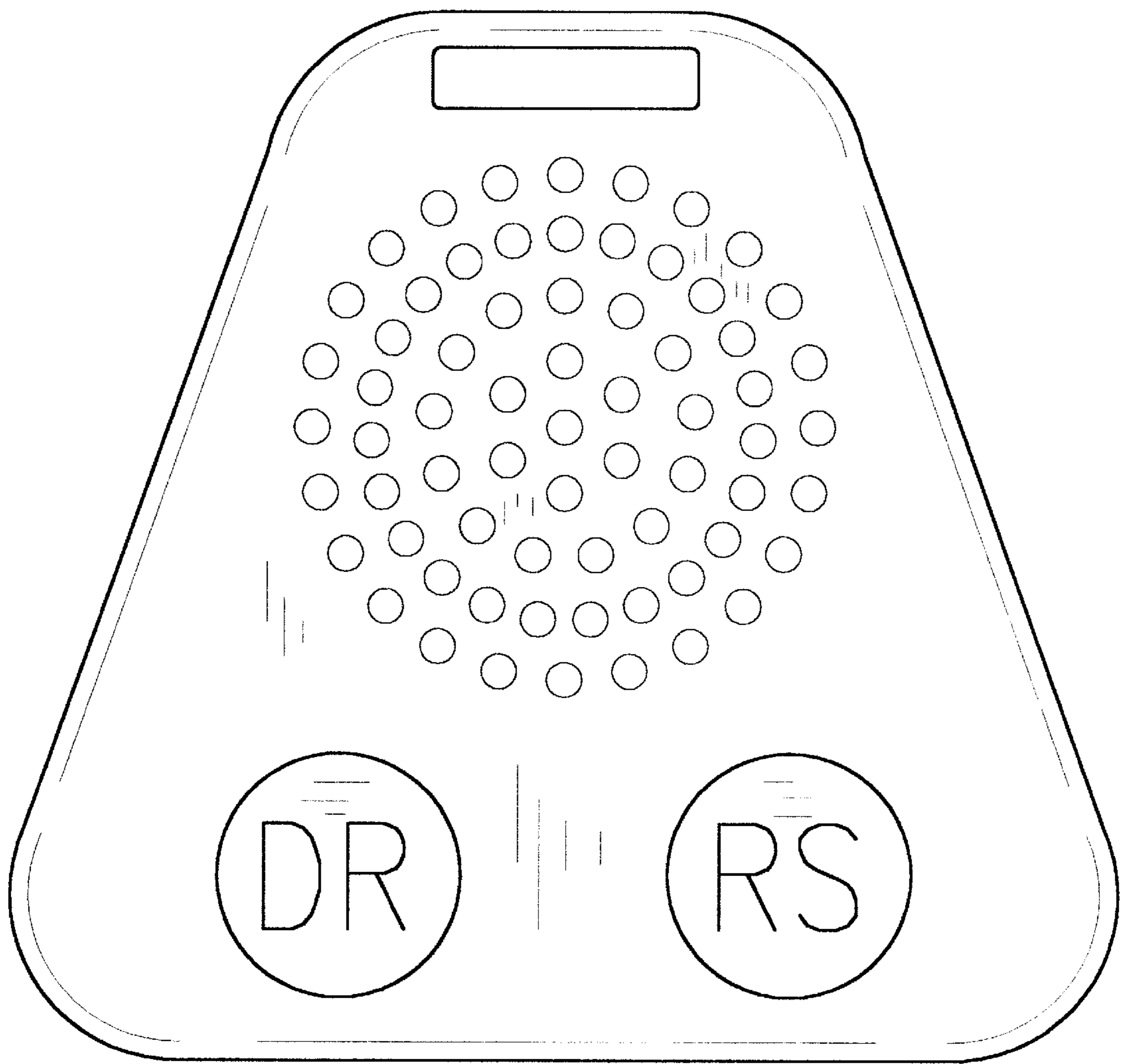


FIG. 1

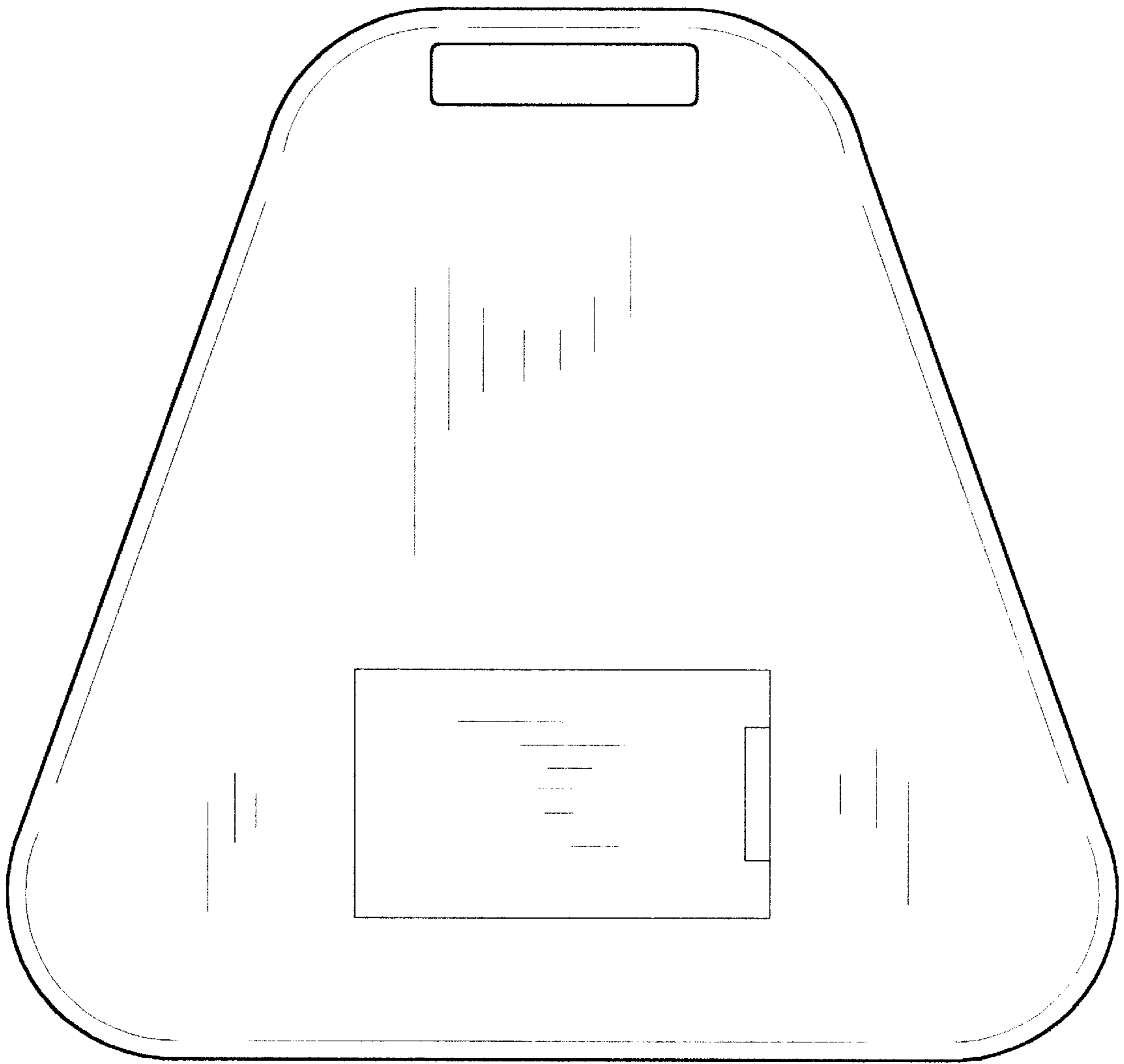


FIG. 2




FIG. 3

FIG. 4





FIG. 5