



US00D472541S

(12) **United States Design Patent**  
**Yoshiyama**

(10) **Patent No.:** **US D472,541 S**

(45) **Date of Patent:** **\*\* Apr. 1, 2003**

(54) **DIGITAL AUDIO DISC PLAYER**

D441,350 S \* 5/2001 Nakamura et al. .... D14/156

(75) Inventor: **Tsuyoshi Yoshiyama, Osaka (JP)**

**FOREIGN PATENT DOCUMENTS**

(73) Assignee: **Matsushita Electric Industrial Co., Ltd., Osaka (JP)**

JP 821198 10/1991

(\*\*) Term: **14 Years**

\* cited by examiner

(21) Appl. No.: **29/154,421**

*Primary Examiner*—Nanda Bondade  
(74) *Attorney, Agent, or Firm*—Christensen O'Connor Johnson Kindness PLLC

(22) Filed: **Jan. 23, 2002**

(57) **CLAIM**

(30) **Foreign Application Priority Data**

The ornamental design for a digital audio disc player, as shown and described.

Jul. 30, 2001 (JP) ..... 2001-022219

**DESCRIPTION**

(51) **LOC (7) Cl.** ..... **14-01**

(52) **U.S. Cl.** ..... **D14/156**

(58) **Field of Search** ..... D14/135-136,  
D14/156-157, 160-165, 167-168, 188,  
193-198; 369/75.1, 75.2, 77.1, 77.2; 455/344,  
347-351

FIG. 1 is a perspective view of the top, front and right side of a digital audio disc player showing my new design; FIG. 2 is a front view thereof; FIG. 3 is a rear view thereof; FIG. 4 is a left side view thereof; FIG. 5 is a right side view thereof; FIG. 6 is a top view thereof; FIG. 7 is a bottom view thereof; and, FIG. 8 is a perspective view thereof in the condition of the lid being opened.

(56) **References Cited**

**U.S. PATENT DOCUMENTS**

D431,544 S \* 10/2000 Kobayashi ..... D14/156  
D433,672 S \* 11/2000 Kobayashi ..... D14/156

**1 Claim, 8 Drawing Sheets**










*Fig. 1.*







*Fig. 2.*



*Fig. 3.*



*Fig. 4.*




*Fig. 5.*






*Fig. 6.*





*Fig. 7.*





*Fig. 8.*