



US00D472537S

(12) **United States Design Patent**
Schramm et al.

(10) **Patent No.: US D472,537 S**

(45) **Date of Patent: ** Apr. 1, 2003**

(54) **TELEPHONE**

(75) Inventors: **Robert Schramm**, Lakewood, NJ (US);
Warren H. Brown, Morganville, NJ
(US); **Stephen G. Miggels**, Wyckoff,
NJ (US); **Henry Mack, Jr.**, Levittown,
PA (US); **David Stowers**, Morristown,
NJ (US)

(73) Assignee: **Avaya Technology Corp.**, Basking
Ridge, NJ (US)

(**) Term: **14 Years**

(21) Appl. No.: **29/153,299**

(22) Filed: **Jan. 4, 2002**

(65) **Prior Publication Data**

(65)

(51) **LOC (7) Cl.** **14-03**

(52) **U.S. Cl.** **D14/149; D14/151**

(58) **Field of Search** D14/434, 329,
D14/330, 447, 148, 147, 149-151, 140-142,
240, 241, 251, 253, 130; 379/420.01, 420.02,
420.03, 419, 420.04, 428.02, 428.01, 428.04,
428.03, 454, 440, 446, 434-436; D13/107,
108; 320/110, 113, 114, 115

(56) **References Cited**

U.S. PATENT DOCUMENTS

D294,250 S	*	2/1988	Watanabe et al.	D14/130
D307,008 S	*	4/1990	Shaanan et al.	D14/151
D313,595 S	*	1/1991	Morooka	D14/159
D315,557 S	*	3/1991	Grewe et al.	D14/130
D328,076 S	*	7/1992	Hagiwara	D14/241
D339,342 S	*	9/1993	Chan	D14/149
D365,821 S	*	1/1996	Bales et al.	D14/149

D375,092 S	*	10/1996	Hilsenrath et al.	D14/142
D381,981 S	*	8/1997	Johansson	D14/151
D387,056 S	*	12/1997	Yoneyama	D14/151
D397,112 S	*	8/1998	Locklin et al.	D14/151
D398,302 S	*	9/1998	Lio	D14/130
D402,977 S	*	12/1998	Lytel	D14/130
D402,978 S	*	12/1998	Wang et al.	D14/130
D405,447 S	*	2/1999	Landry et al.	D14/151
D409,604 S	*	5/1999	Hong	D14/151
D410,229 S	*	5/1999	Chiocchi	D14/331
D418,488 S	*	1/2000	Ng et al.	D14/329
D418,489 S	*	1/2000	Renard	D14/329
D419,997 S	*	2/2000	Montalbo et al.	D14/149
D421,606 S	*	3/2000	Montalbo et al.	D14/151
D427,985 S	*	7/2000	Takayama et al.	D14/151
D438,524 S	*	3/2001	Batson, Jr. et al.	D14/151
D439,231 S	*	3/2001	Song	D14/144
D448,356 S	*	9/2001	Hayon et al.	D14/151
6,445,793 B1	*	9/2002	Vassallo et al.	379/428.01

* cited by examiner

Primary Examiner—Jeffrey Asch

(57) **CLAIM**

The ornamental design for a telephone, as shown and described.

DESCRIPTION

FIG. 1 is a top, front and right side perspective view of a telephone;

FIG. 2 is a top view thereof;

FIG. 3 is a front view thereof;

FIG. 4 is a rear view thereof;

FIG. 5 is a right view thereof;

FIG. 6 is a left view thereof; and,

FIG. 7 is a bottom view thereof.

The broken lines are for illustrative purposes only and form no part of the claimed design.

1 Claim, 4 Drawing Sheets

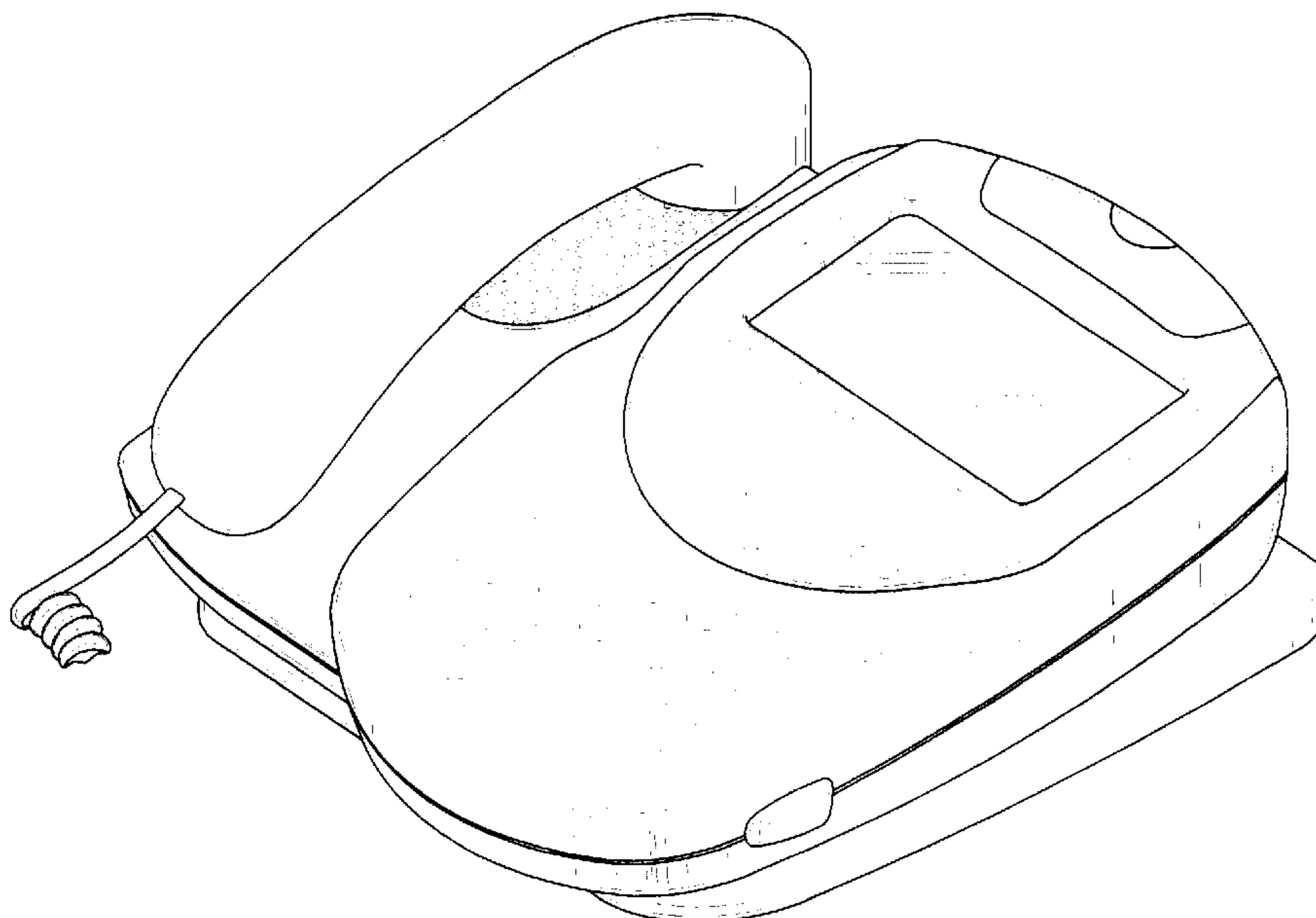


FIG. 1

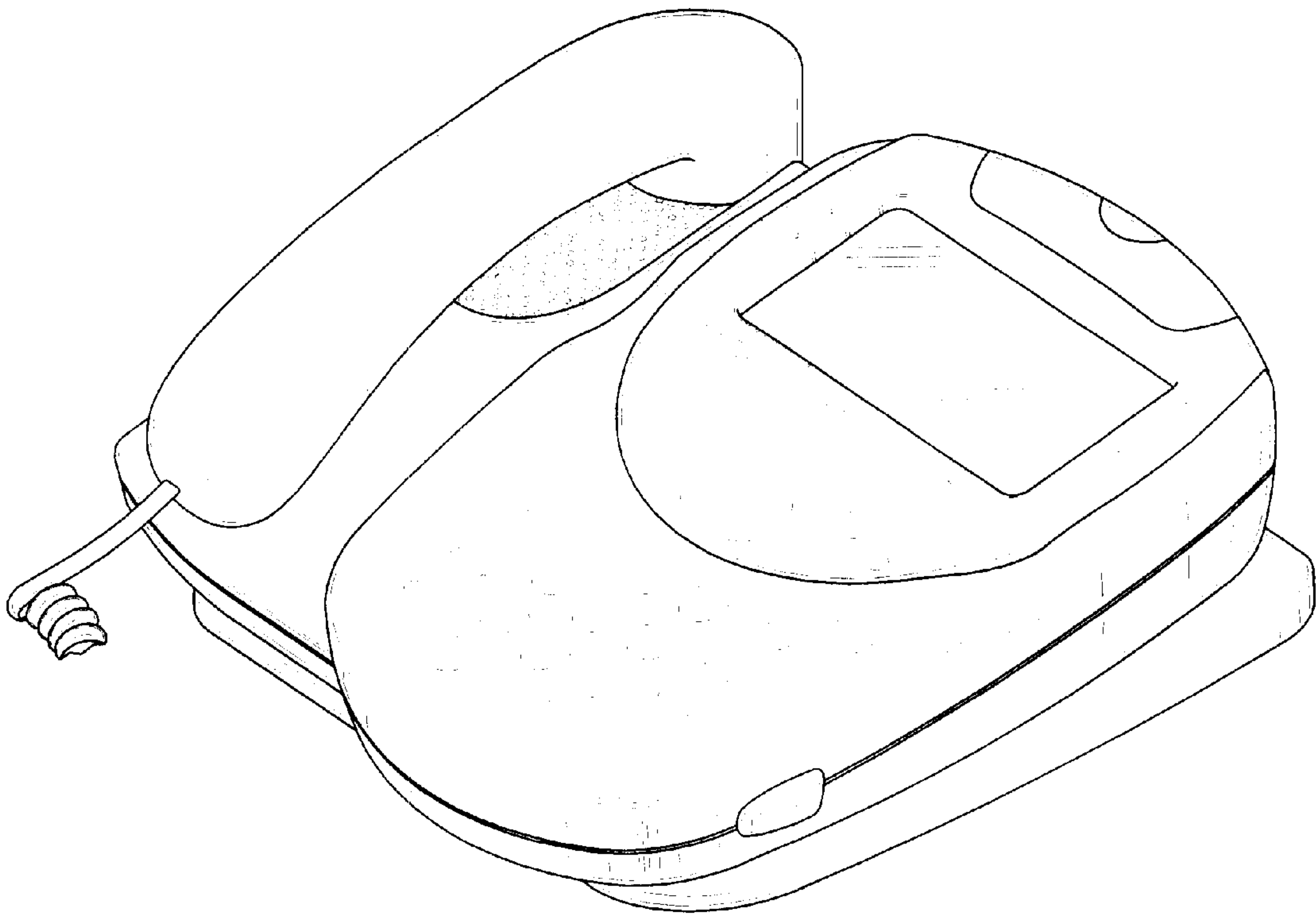


FIG. 2

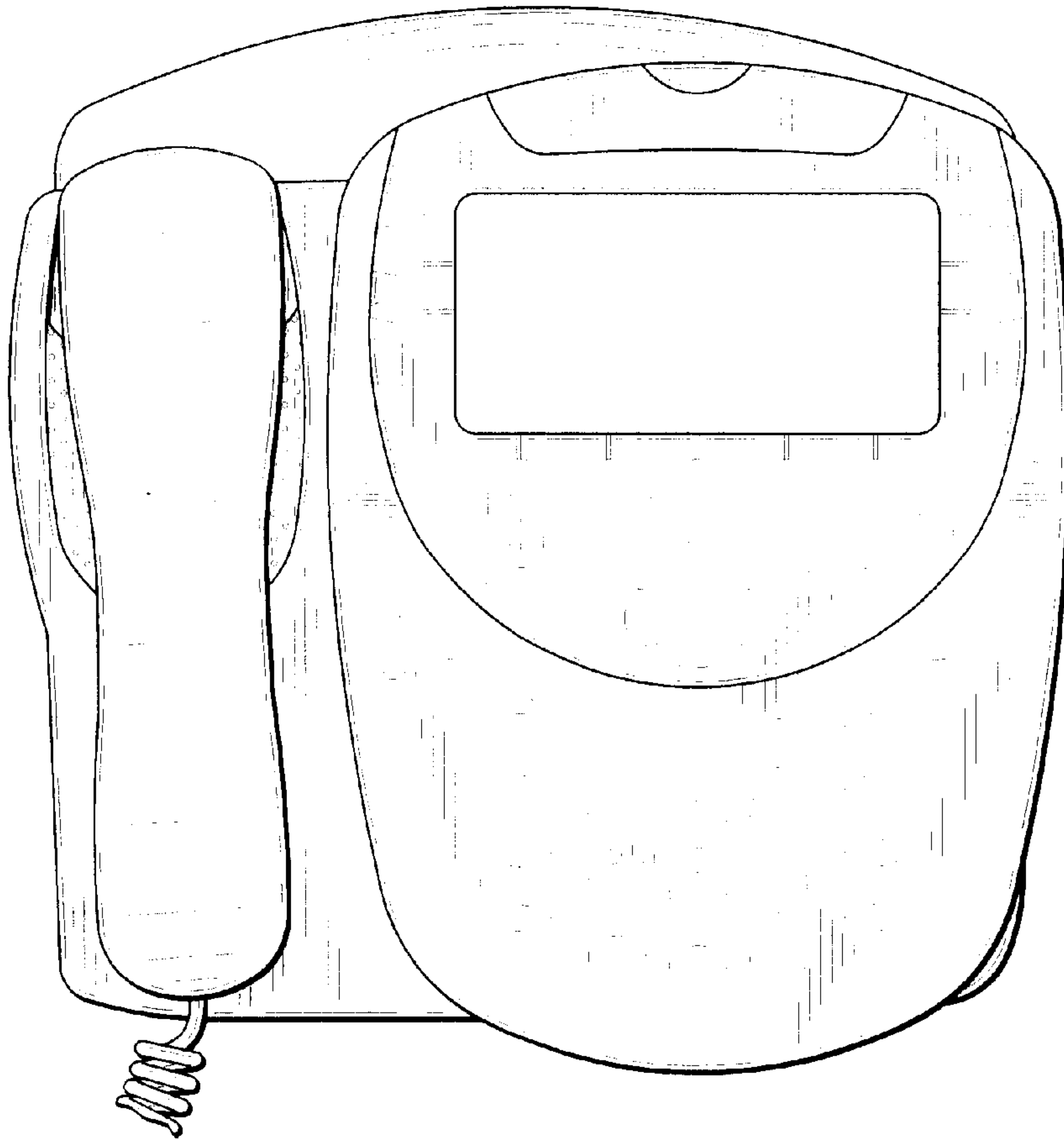


FIG. 3

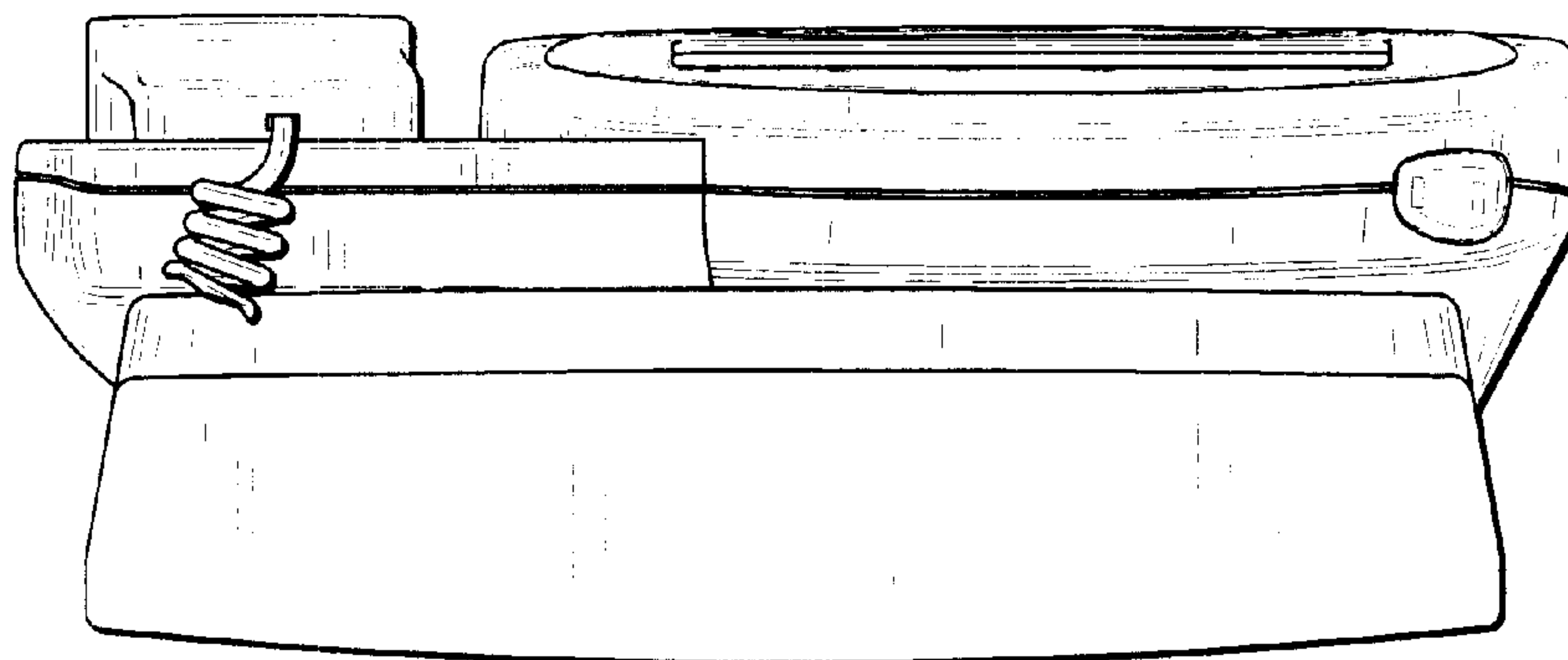


FIG. 4

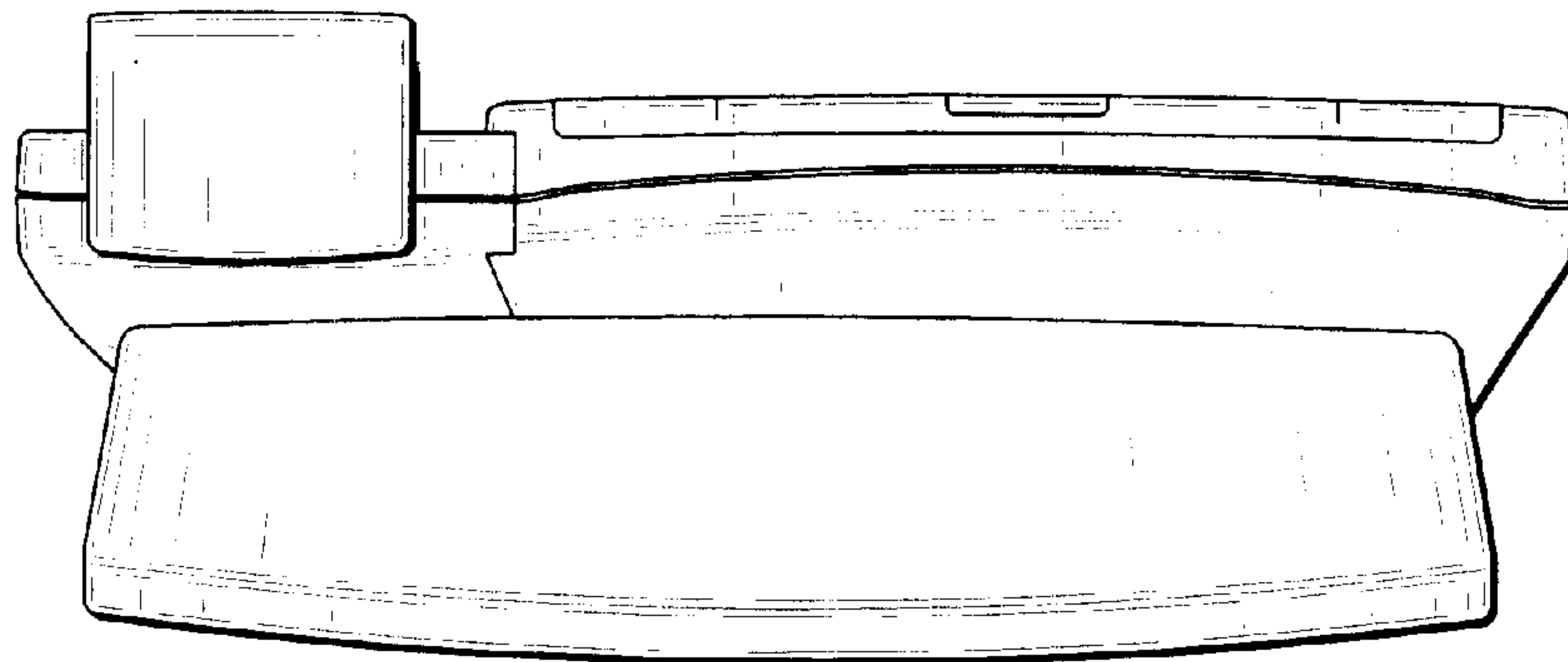


FIG. 5

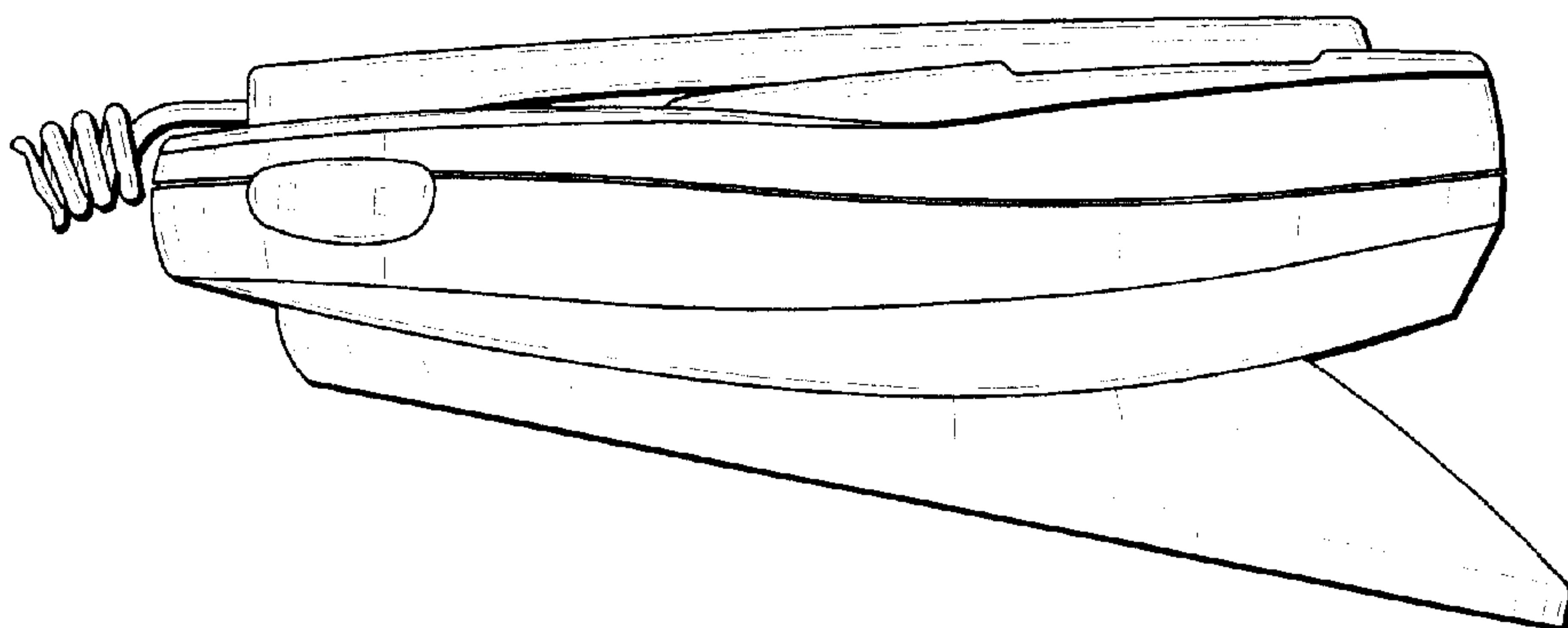


FIG. 6

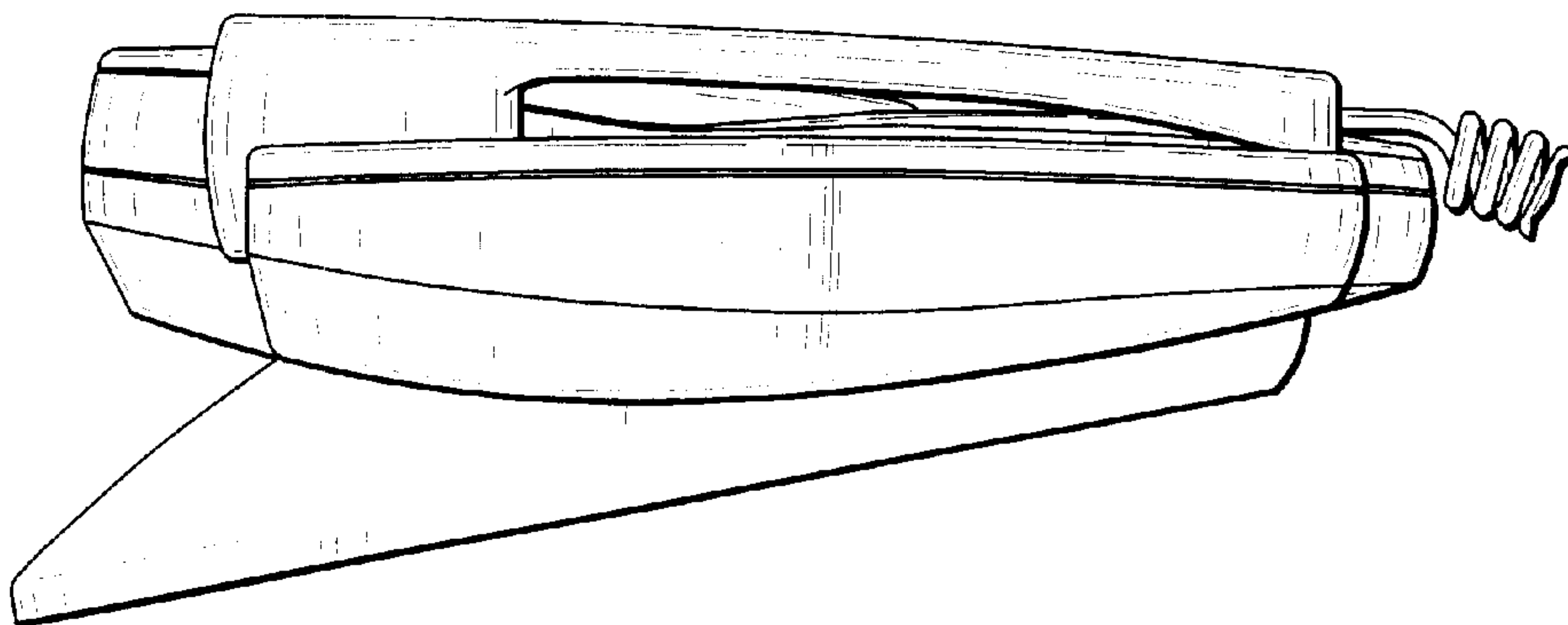


FIG. 7

