



US00D472526S

(12) **United States Design Patent**
Mayo et al.

(10) **Patent No.:** **US D472,526 S**
(45) **Date of Patent:** **** Apr. 1, 2003**

(54) **SWITCH**

(75) Inventors: **Noel Mayo**, Philadelphia, PA (US);
Jason O. Adams, Emmaus, PA (US);
Gregory S. Altonen, Easton, PA (US);
Carl W. Gomes, Ocean, NJ (US);
Elliot G. Jacoby, Glenside, PA (US);
Roland L. Ledyard, Bethlehem, PA
(US); **Michael W. Pessina**, Allentown,
PA (US); **Joel S. Spira**, Coopersburg,
PA (US)

(73) Assignee: **Lutron Electronics Co., Inc.**,
Coopersburg, PA (US)

(**) Term: **14 Years**

(21) Appl. No.: **29/151,495**

(22) Filed: **Nov. 13, 2001**

(51) **LOC (7) Cl.** **13-03**

(52) **U.S. Cl.** **D13/171**

(58) **Field of Search** D8/350-353, 330,
D8/343; D6/300, 309; D13/125, 162, 169,
170, 171, 174, 177; D23/254; 16/402; 174/48,
52.1, 66; 200/5 R, 5 A, 16 R, 42.01, 237,
293, 308, 310, 313-314, 324, 329, 331,
341, 519, 547; 292/357; 220/240; 307/125

(56) **References Cited**

U.S. PATENT DOCUMENTS

1,829,422	A	*	10/1931	Seltzer	220/241
2,141,936	A	*	12/1938	Schmitt	200/304
D151,305	S	*	10/1948	Waltman	D8/350
2,460,599	A		2/1949	Rowe	74/565
D153,803	S	*	5/1949	Huppert	D8/352
3,571,545	A		3/1971	Haderer	200/166
3,684,850	A		8/1972	Kaderbek et al.	200/166
3,939,318	A		2/1976	Brown et al.	200/159 R
4,109,121	A		8/1978	Bauer et al.	200/67 E
4,159,563	A		7/1979	Bauer et al.	29/622
D253,342	S	*	11/1979	Mayo	D13/125
4,352,964	A		10/1982	English	200/5 A
4,672,229	A		6/1987	Skarman et al.	307/115

(List continued on next page.)

OTHER PUBLICATIONS

Photograph of Toggler® dimmer switch, Model TG-600PH, Lutron Electronics Co. Inc., Coopersburg, PA, known prior to Nov. 13, 2001.

Photograph of DIVA Duo brand dimmer switch and wall-plate, Model LDV-600P, Lutron Electronics Co. Inc., Coopersburg, PA, known prior to Nov. 13, 2001.

Photograph of Maestro® dimmer switch, Model MA-600H, Lutron Electronics Co. Inc., Coopersburg, PA, known prior to Nov. 13, 2001.

Photograph of Lumea 2 brand dimmer switch, Model LTLV-603PH, Lutron Electronics Co. Inc., Coopersburg, PA, known prior to Nov. 13, 2001.

Photograph of VAREO® dimmer switch, Model V-1000, Lutron Electronics Co., Inc., Coopersburg, PA, known prior to Nov. 13, 2001.

(List continued on next page.)

Primary Examiner—Ted Shooman

Assistant Examiner—Selina Sikder

(74) *Attorney, Agent, or Firm*—Drinker Biddle & Reath LLP

(57) **CLAIM**

The ornamental design for a switch, as shown and described.

DESCRIPTION

FIG. 1 is a perspective view of a switch showing our new design,

FIG. 2 is a perspective view of the second embodiment of the design of FIG. 1, the only difference being the pushbutton actuator is shown in solid black to indicate that the color of the pushbutton actuator contrasts with the color of remaining portions of the design of FIG. 1;

FIG. 3 is a front elevational view of the design shown in FIG. 1;

FIG. 4 is a rear elevational view thereof,

FIG. 5 is a left side elevational view thereof;

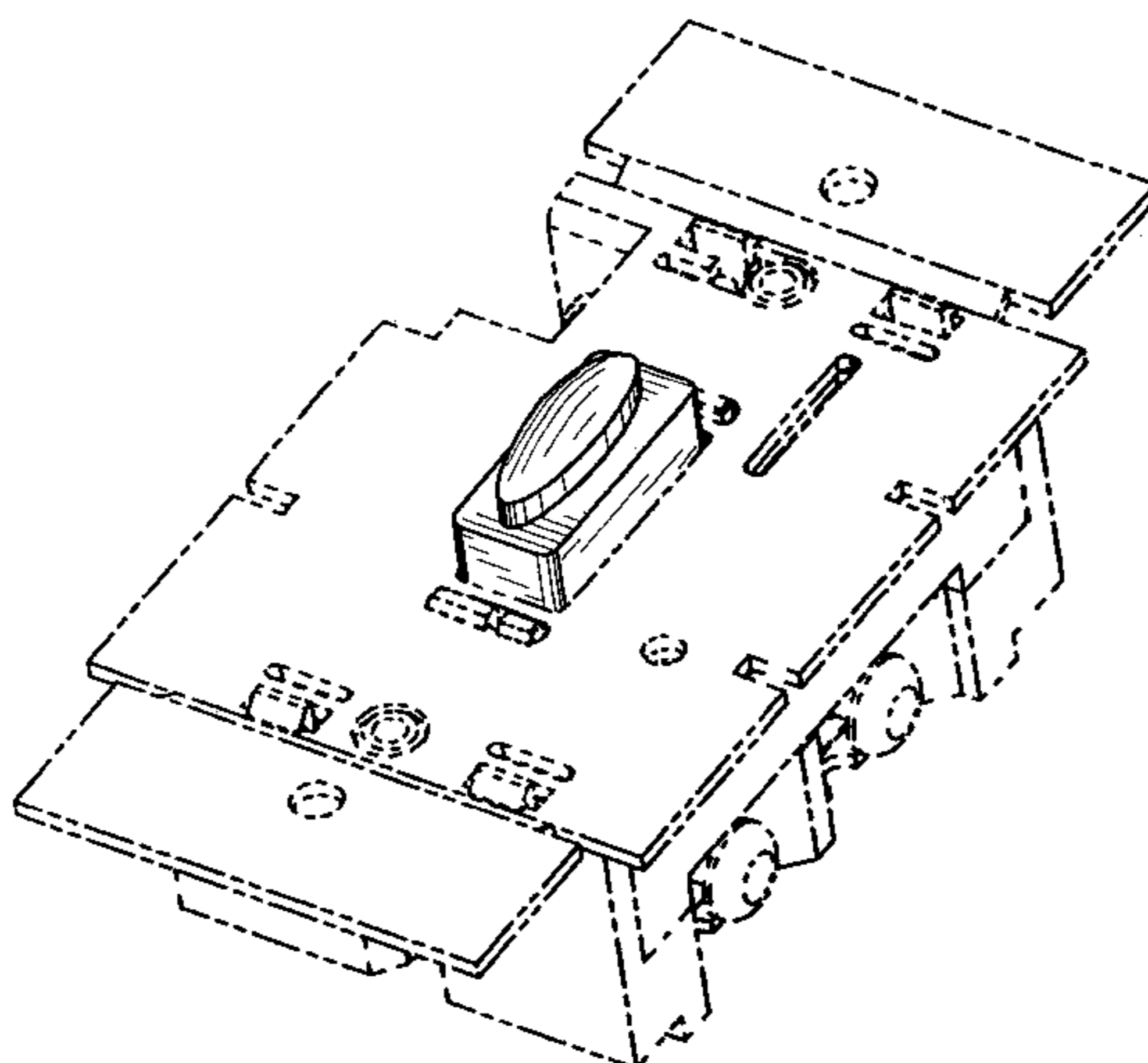
FIG. 6 is a right side elevational view thereof;

FIG. 7 is a top plan view thereof; and,

FIG. 8 is a bottom plan view thereof.

The broken line showing of the environment is for illustrative purpose only and forms no part of the claimed design.

1 Claim, 5 Drawing Sheets



US D472,526 S

Page 2

U.S. PATENT DOCUMENTS

4,695,820 A *	9/1987	D'Aleo et al.	338/179	5,753,983 A	5/1998	Dickie et al.	307/141.4
4,783,581 A	11/1988	Flowers et al.	200/332	5,821,482 A	10/1998	Ootani et al.	200/5 A
4,803,380 A	2/1989	Jacoby, Jr. et al.	307/157	5,844,182 A	12/1998	Hirano et al.	200/5 R
4,822,963 A	4/1989	Martin	200/296	5,881,866 A	3/1999	Miyajima et al.	200/513
4,833,277 A *	5/1989	Jacoby, Jr. et al.	174/66	5,909,087 A	6/1999	Bryde et al.	315/149
4,835,343 A	5/1989	Graef et al.	174/66	5,921,381 A	7/1999	Von Arx	200/345
4,871,893 A	10/1989	Slovak et al.	200/16 R	5,949,149 A *	9/1999	Shitanaka et al.	307/10.1
4,880,950 A	11/1989	Carson et al.	200/547	6,005,308 A	12/1999	Bryde et al.	307/157
4,939,383 A	7/1990	Tucker et al.	307/139	6,013,885 A	1/2000	Kowalczyk	200/315
4,947,054 A	8/1990	Flowers et al.	307/125	6,017,585 A	8/2000	Gehr	200/505
5,068,639 A	11/1991	Swanson et al.	338/179	D439,220 S	3/2001	Mayo et al.	D13/125
D337,755 S	7/1993	Rowen et al.	D13/170	D456,785 S *	5/2002	Yu	D13/169
5,248,919 A	9/1993	Hanna et al.	315/291				
5,262,678 A	11/1993	Flowers et al.	307/125				
D342,234 S	12/1993	Graybill, Jr. et al.	D13/169				
5,338,910 A	8/1994	Tsai	200/547				
5,343,007 A	8/1994	Roeser	200/296				
5,359,231 A	10/1994	Flowers et al.	307/125				
D353,798 S	12/1994	Bryde et al.	D13/169				
5,399,821 A	3/1995	Inagaki et al.	200/341				
5,428,674 A	6/1995	Kawashima	379/100				
5,446,252 A	8/1995	Burger	200/329				
D364,141 S	11/1995	Hanna et al.	D13/125				
5,584,380 A	12/1996	Naitou	200/315				
5,608,196 A	3/1997	Hall et al.	200/61.19				
5,637,930 A	6/1997	Rowen et al.	307/112				
5,669,484 A	9/1997	Paulson	200/43.22				
5,675,125 A	10/1997	Hollinger	174/66				
5,721,405 A	2/1998	Hamada	200/16 R				

OTHER PUBLICATIONS

“Lutron® Residential Lighting Controls Catalog” by Lutron Electronics Co., Inc. of Coopersburg, PA, Oct. 31, 2001, pp. 30–32, 52–68 and 80–87.

Product literature for “Maestro® Electronic Low-Voltage Dimmers” by Lutron Electronic Co., Inc. of Coopersburg, PA, Dec. 2001, 2 pages.

Product literature for “VAREO® And NOVA T (star design)® Controls” by Lutron Electronics Co., Inc. of Coopersburg, PA, Dec. 1996, 2 pages.

NEMA Standards Publication No. ANSI/NEMA WD 6—2001, Wiring Devices—Dimensional Specifications, pp. 5 and 7.

* cited by examiner

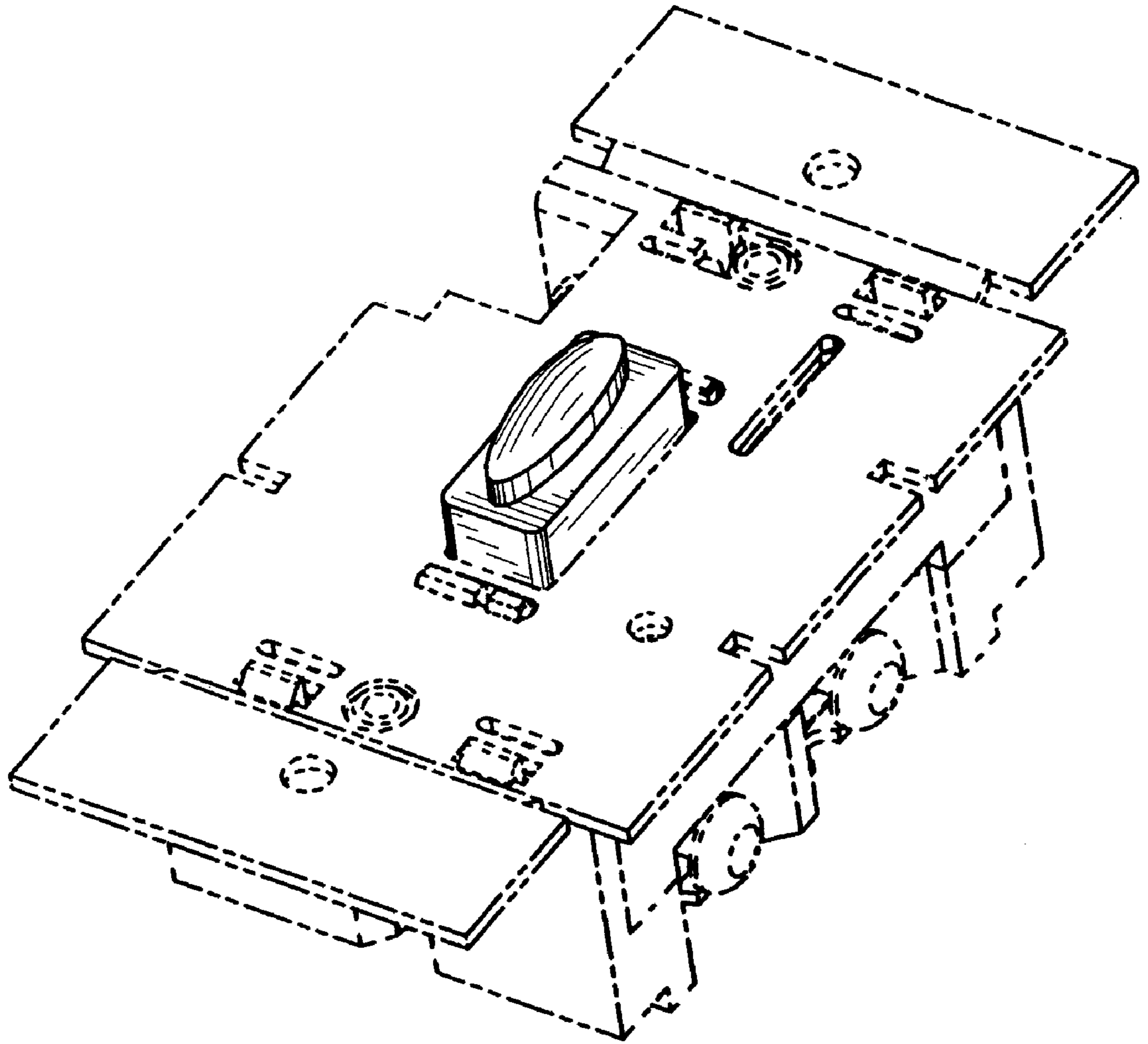


FIG. 1

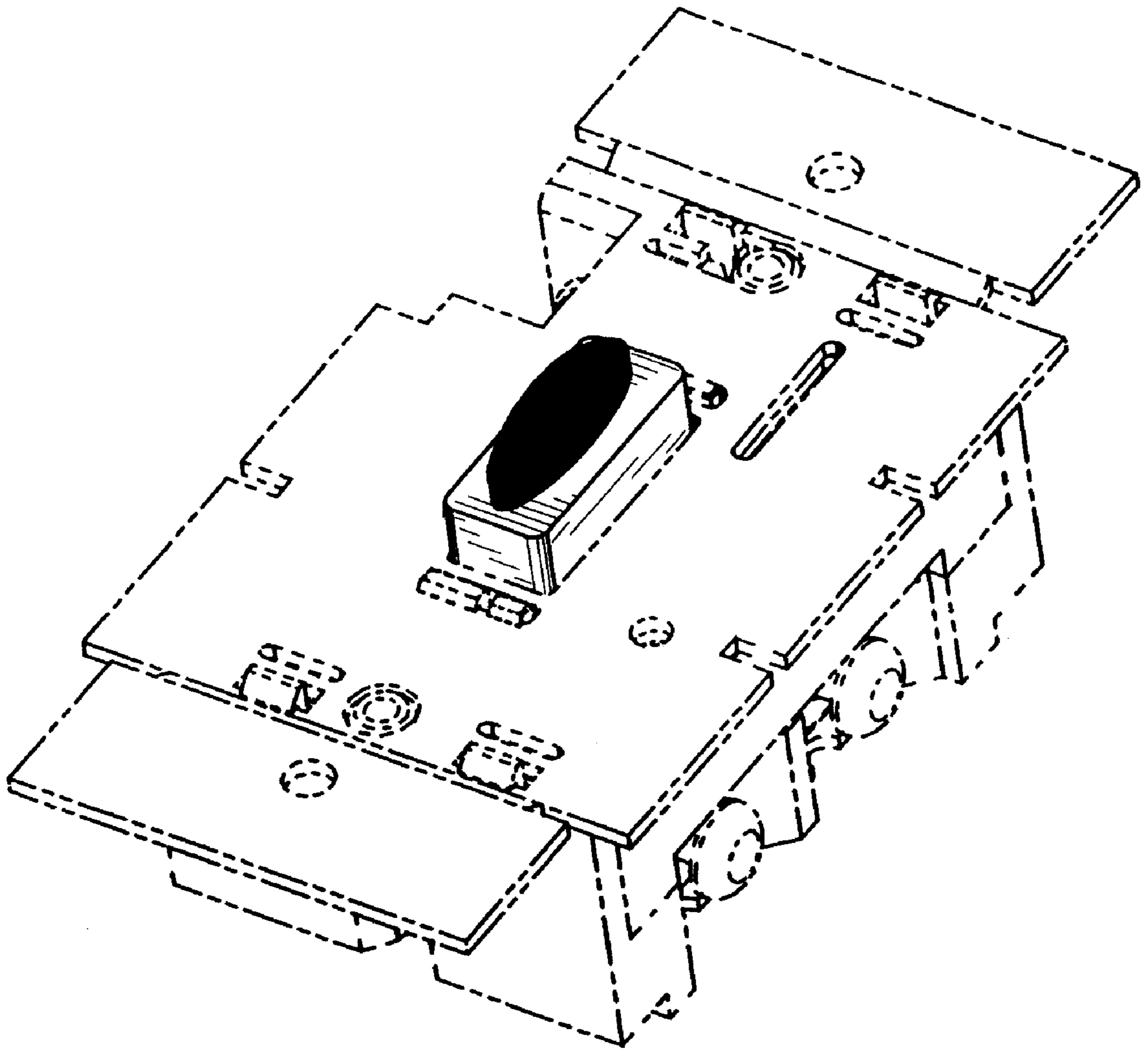


FIG. 2

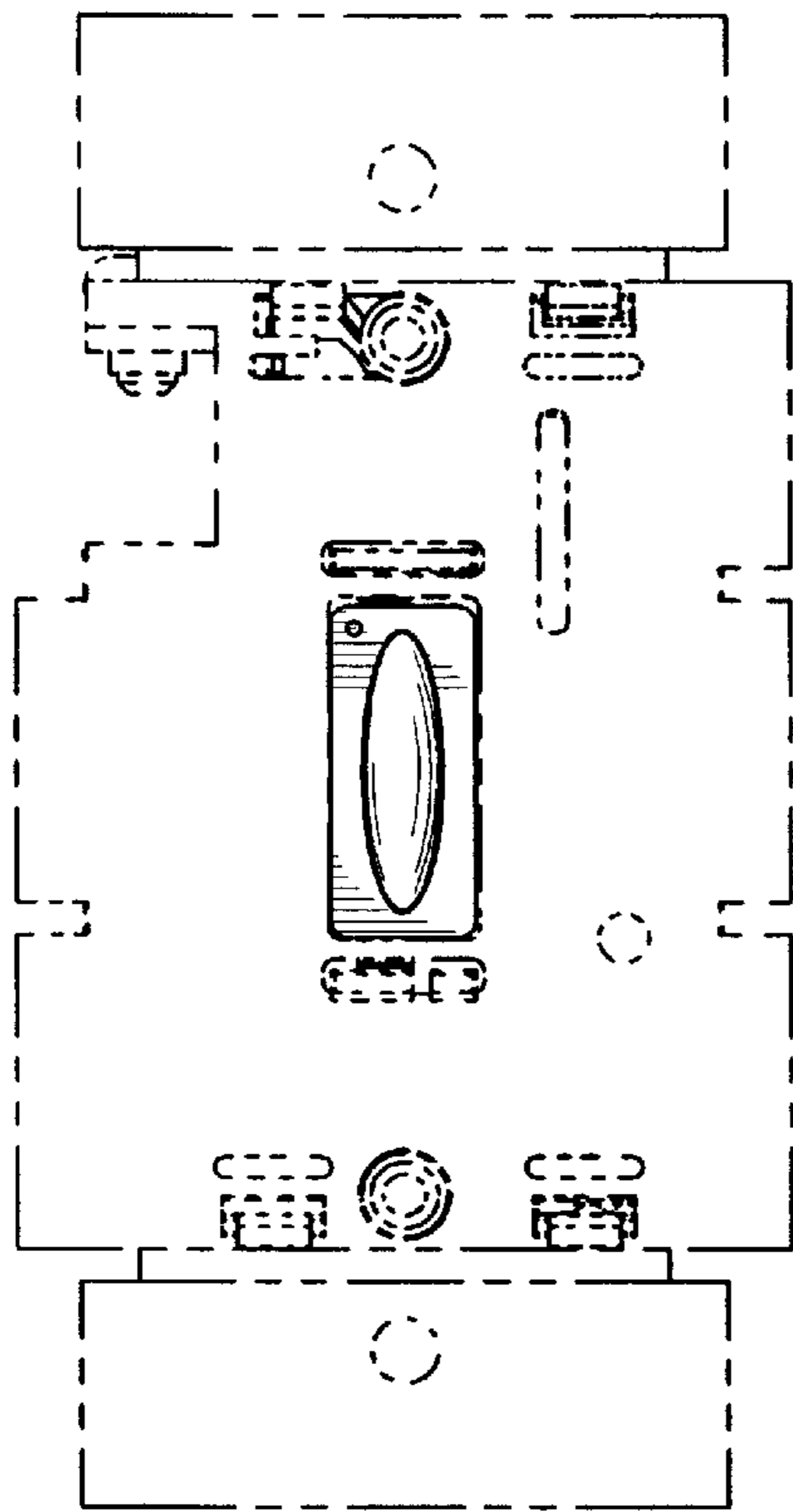


FIG. 3

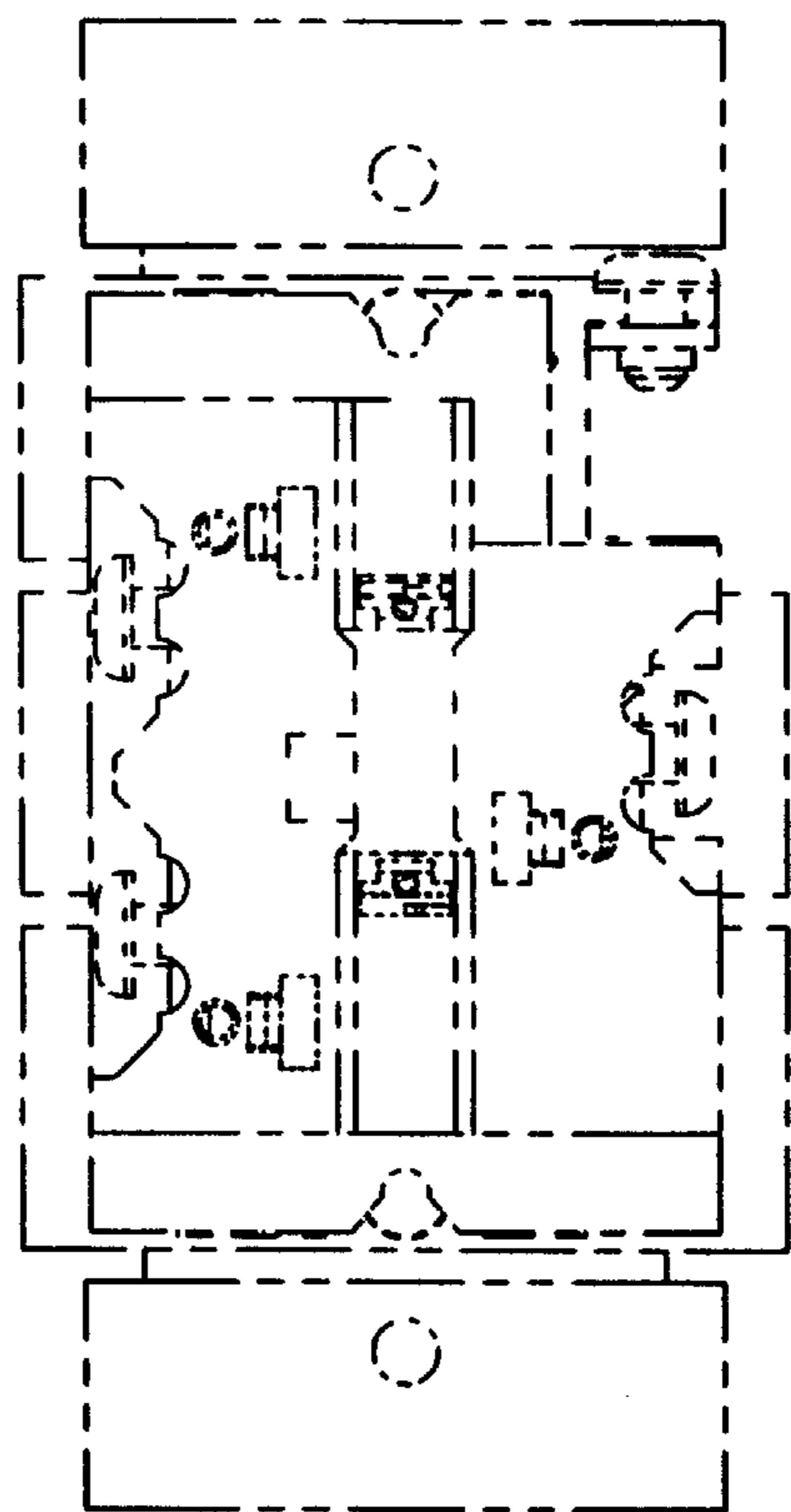


FIG. 4

FIG. 5

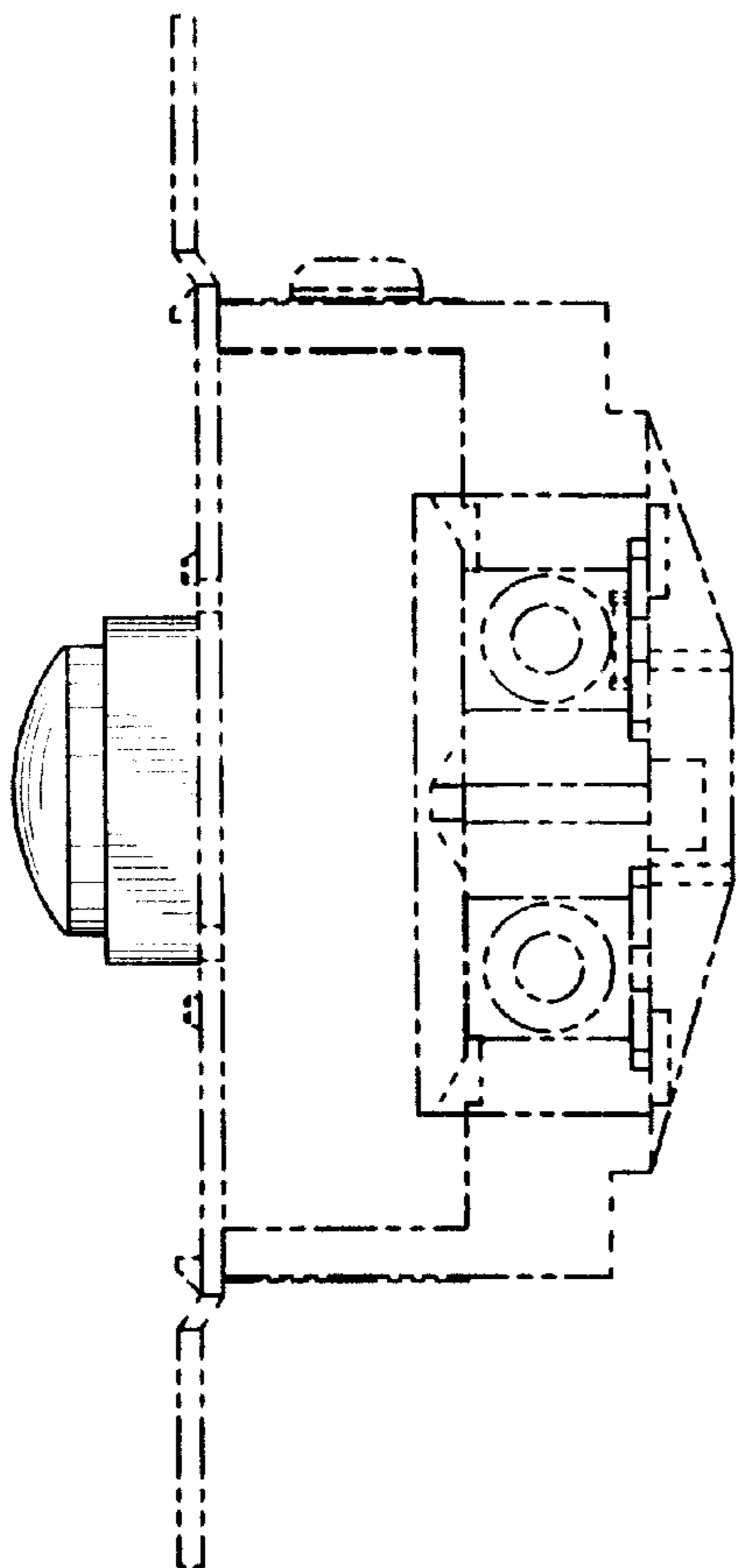
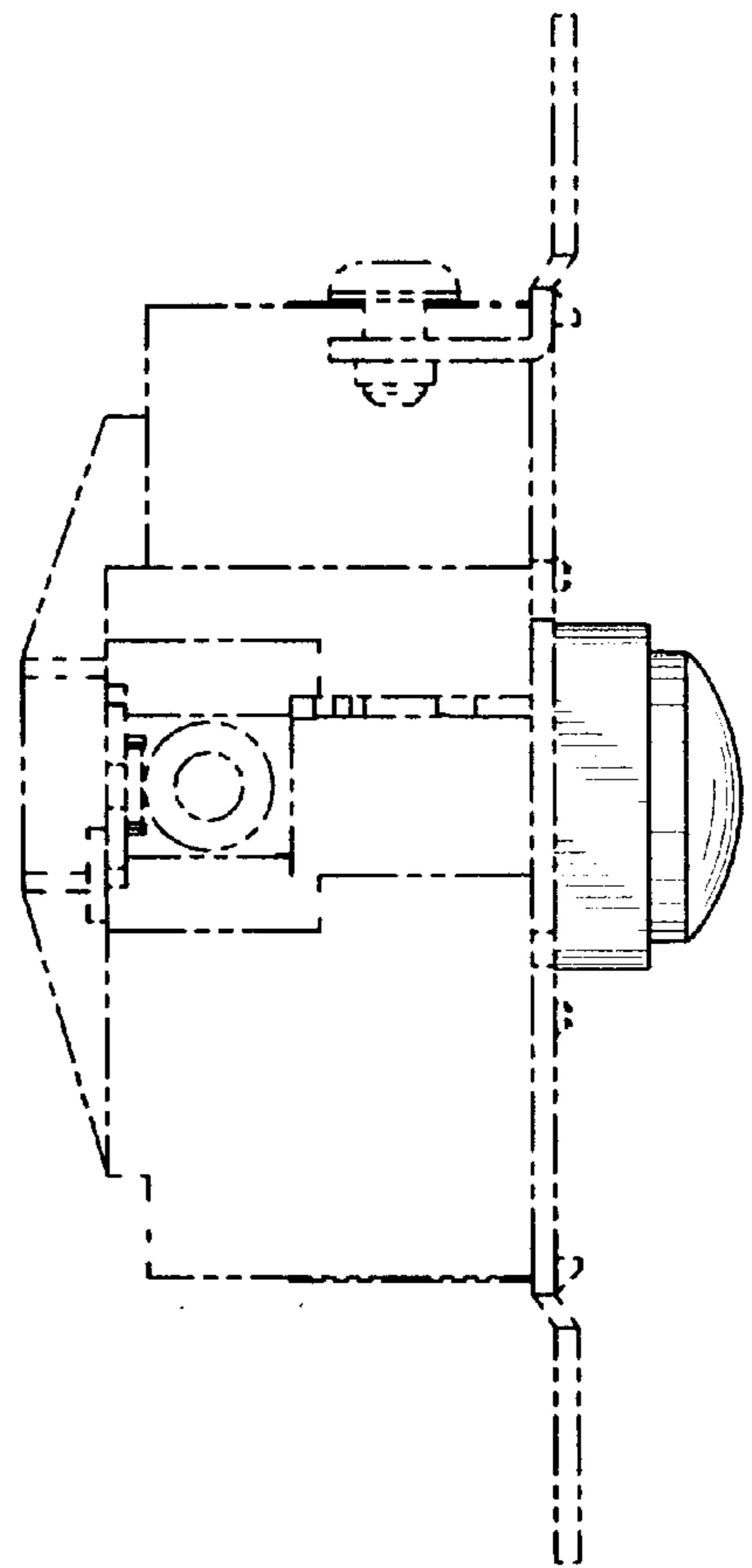


FIG. 6

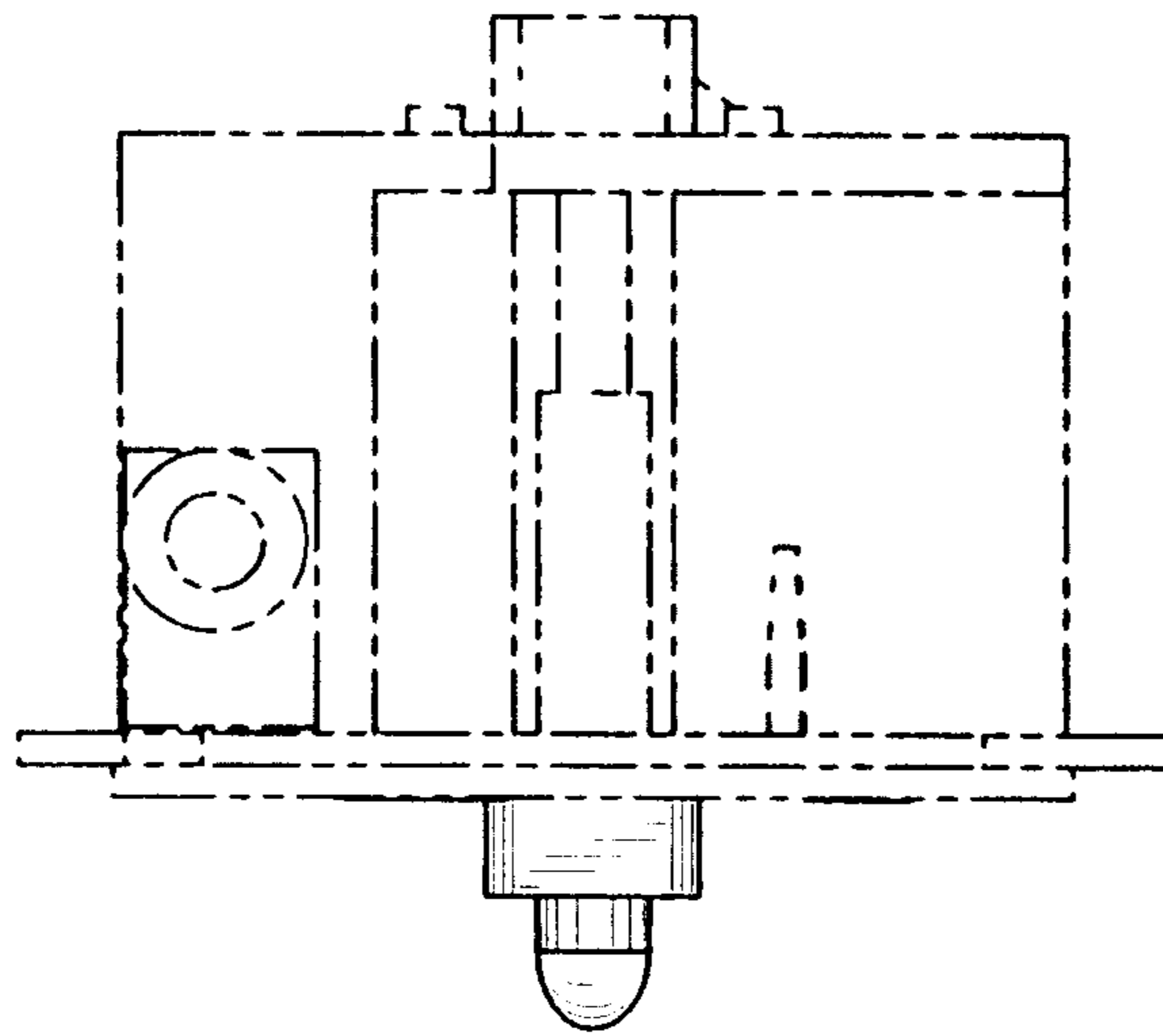


FIG. 7

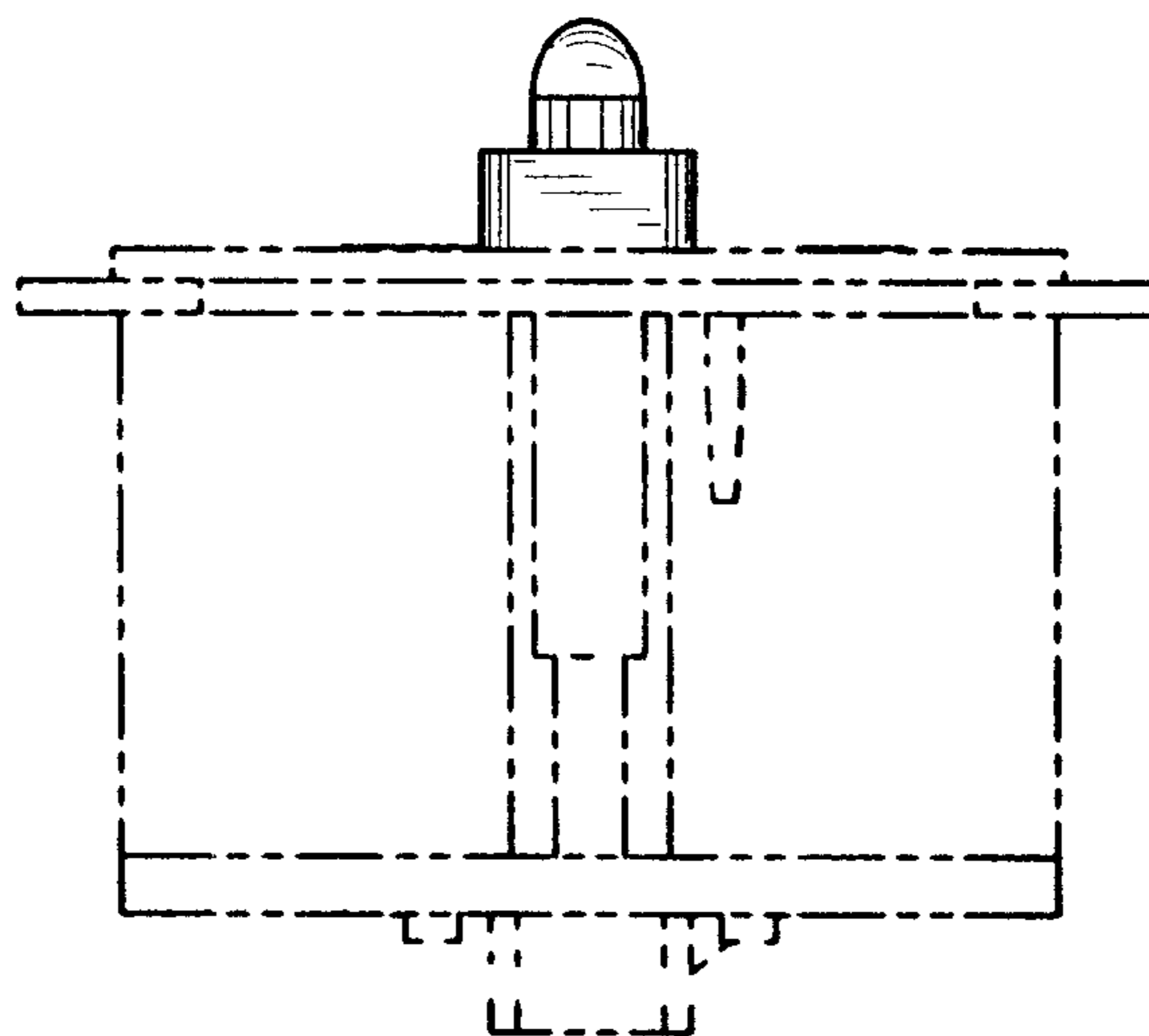


FIG. 8