



US00D472517S

(12) **United States Design Patent**
Hutz et al.

(10) **Patent No.:** **US D472,517 S**

(45) **Date of Patent:** **** Apr. 1, 2003**

(54) **TIRE TREAD**

(75) Inventors: **John Anthony Hutz**, Greer, SC (US);
Craig Scott Worthington,
Simpsonville, SC (US)

(73) Assignee: **Michelin Recherche et Technique**
S.A., Granges-Paccot (CH)

(**) Term: **14 Years**

(21) Appl. No.: **29/156,430**

(22) Filed: **Oct. 22, 2001**

(51) **LOC (7) Cl.** **12-15**

(52) **U.S. Cl.** **D12/590**

(58) **Field of Search** D12/551, 553,
D12/555, 556, 586, 588, 590, 591, 600;
152/209.1, 209.9, 209.13, 209.25, 209.28

(56) **References Cited**

U.S. PATENT DOCUMENTS

D370,442 S	*	6/1996	Guspodin et al.	D12/591
D374,644 S	*	10/1996	Guspodin et al.	D12/591
D402,942 S		12/1998	Custons et al.	D12/147
D403,994 S		1/1999	Williams	D12/146
D426,502 S	*	6/2000	O'Neill et al.	D12/586

OTHER PUBLICATIONS

Toyo Spectrum Tire, 2000 Tread Design Guide, Jan. 2000,
p. 69. 2/2 & 2/3.*

Gislaved Speed 306V Tire, 2001 Tread Design Guide, Jan.
2001, p. 35. 1/4.*

Polaris Precision Sport SR Tire, 2001 Tread Design Guide,
Jan. 2001, p. 58. 4/2.*

Tread Design Guide, 1997, p. 12, AURORA 868.

Tread Design Guide, 2000, p. 41, KUMHO ECSTA HP 4.

Tread Design Guide, 2000, p. 49, MOHAWK Predator SRS.

Tread Design Guide, 1997, p. 56, NATIONAL Akuret GT.

Tread Design Guide, 1999, p. 13, AVON CR338.

Tread Design Guide, 1999. p. 57. OHTSU HS200.

Tread Design Guide, 1999, p. 73, ULTRA-TECH Aqua-Tech.

* cited by examiner

Primary Examiner—Robert M. Spear

(74) *Attorney, Agent, or Firm*—Martin Farrell; Alan A.
Csontos; Robert R. Reed

(57) **CLAIM**

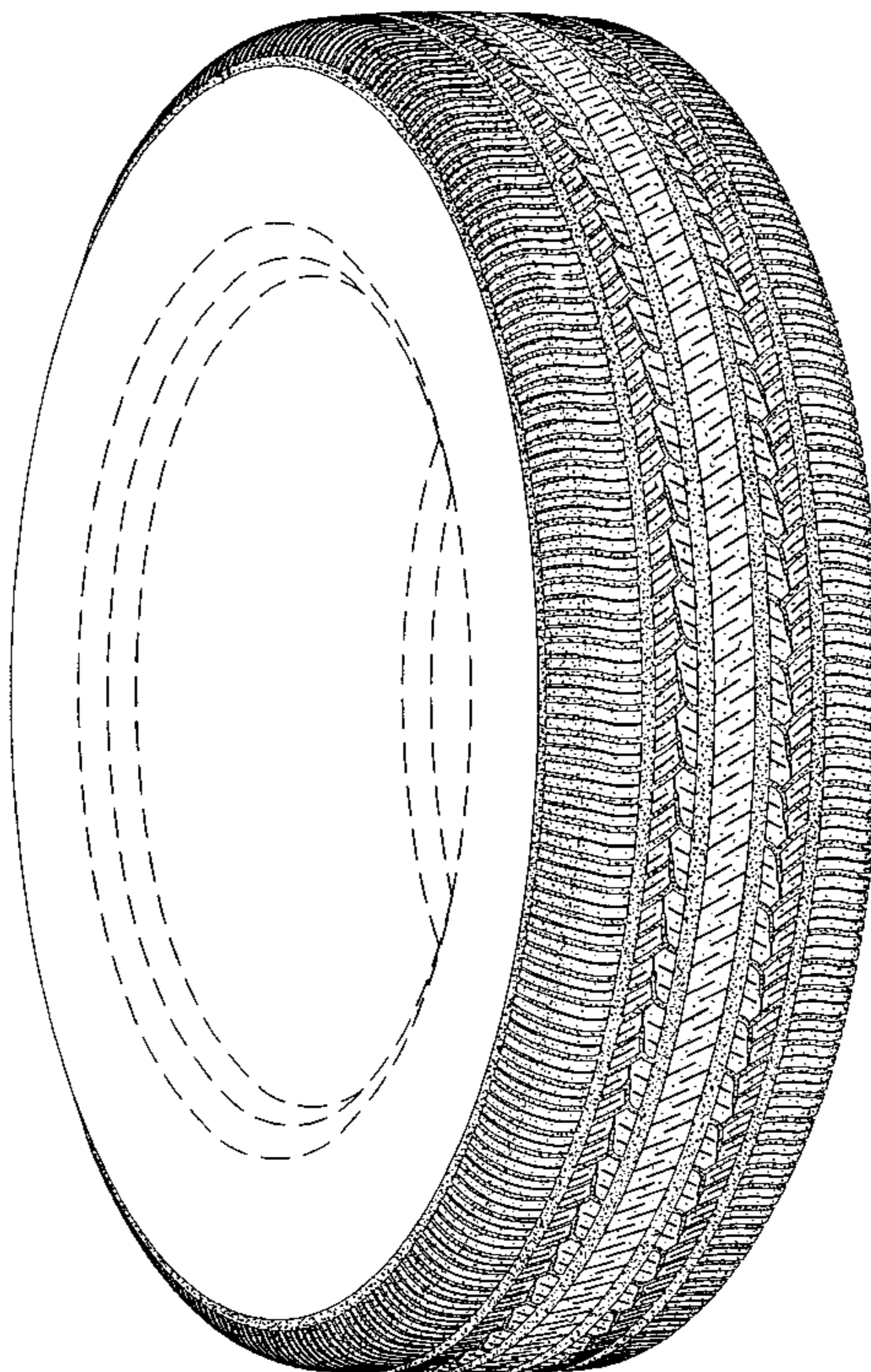
The ornamental design for a tire tread, as shown and
described.

DESCRIPTION

FIG. 1 is a perspective view of a tire tread showing our new
design, it being understood that a tread pattern is repeated
over the outer circumference and shoulder of the tire, the
opposite side perspective view being identical thereto; and,
FIG. 2 is an enlarged fragmentary front elevation view of the
tread pattern of FIG. 1.

In the drawings, the dark stippled surface shading represents
the recessed portion of the tread grooves, having a depth as
best shown along the right edge of FIG. 1. The broken line
disclosure of a tire sidewall and inner bead is for illustrative
purposes only and forms no part of the claimed design.

1 Claim, 2 Drawing Sheets



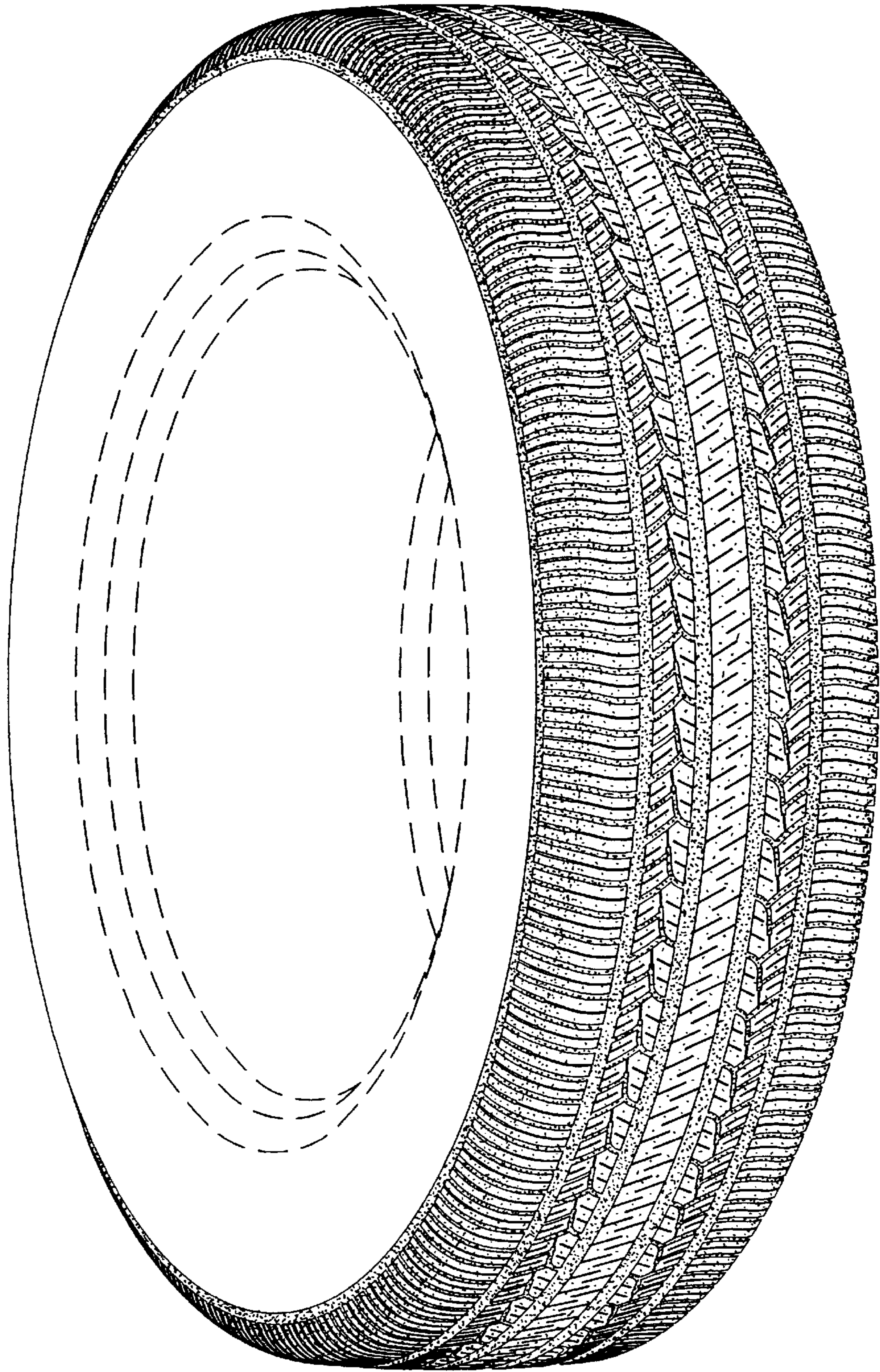


Fig. 1

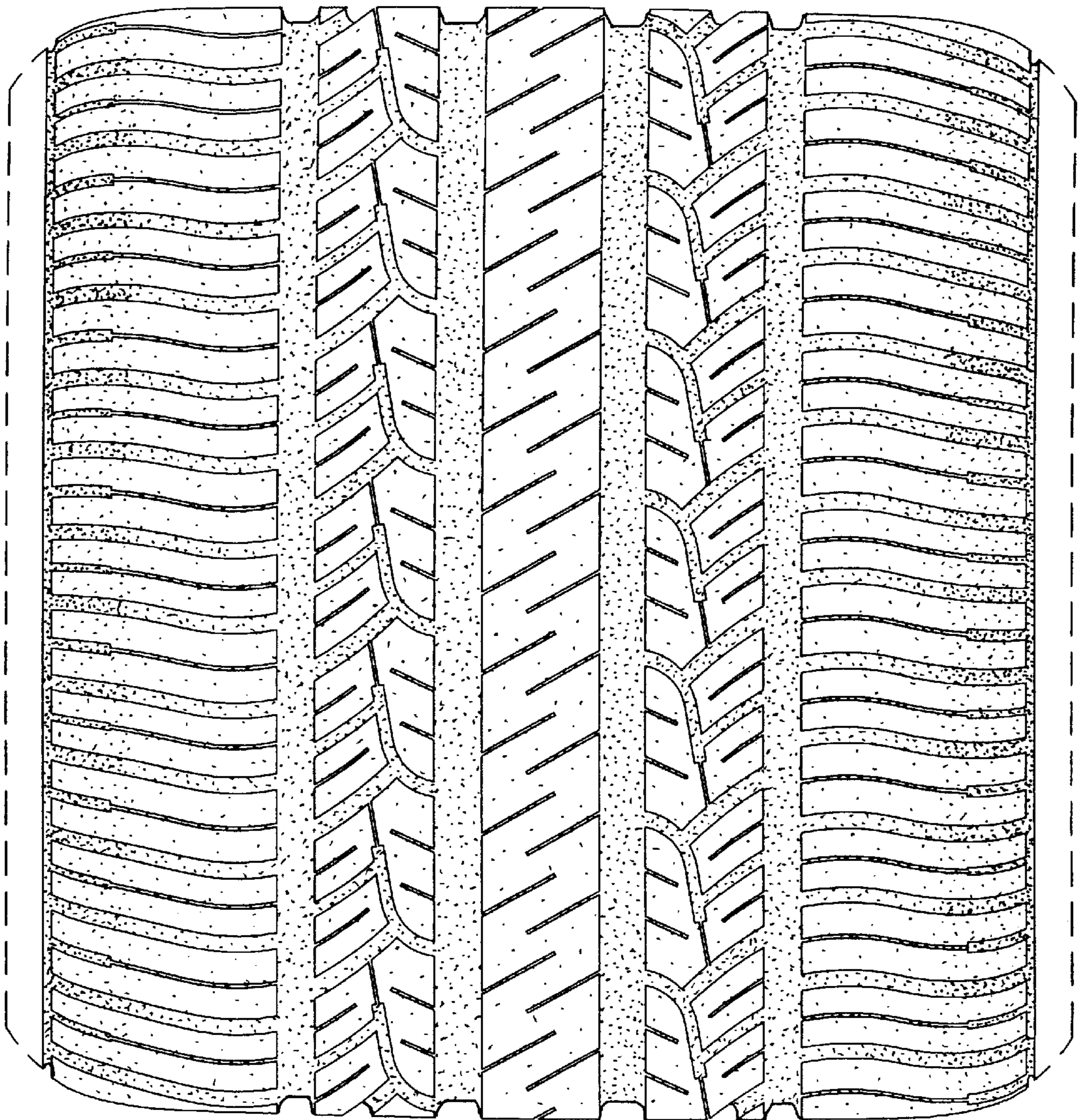


Fig. 2