



US00D472510S

(12) **United States Design Patent**
Lin

(10) **Patent No.:** **US D472,510 S**

(45) **Date of Patent:** **** Apr. 1, 2003**

(54) **WINDSHIELD WIPER**

(76) Inventor: **Chin-Lien Lin**, No. 9, Lane 120 Chung Ching N. Rd., Sec. 3, Ta-Tung District, Taipei (TW)

(**) Term: **14 Years**

(21) Appl. No.: **29/153,577**

(22) Filed: **Jan. 11, 2002**

(51) **LOC (7) Cl.** **12-06**

(52) **U.S. Cl.** **D12/219**

(58) **Field of Search** D12/219, 220;
15/250.31–250.33, 250.351, 250.38, 250.4,
250.41, 250.201, 250.451–250.454

(56) **References Cited**

U.S. PATENT DOCUMENTS

- D372,012 S * 7/1996 Fitzgerald et al. D12/219
- D378,365 S * 3/1997 Fitzgerald et al. D12/220
- D390,823 S * 2/1998 Baranowski et al. D12/220
- D398,281 S * 9/1998 Juran et al. D12/219

- D434,715 S * 12/2000 Wang D12/219
- D443,245 S * 6/2001 Kim D12/219
- D464,012 S * 10/2002 Hussaini et al. D12/219

* cited by examiner

Primary Examiner—Stacia Cadmus

(74) *Attorney, Agent, or Firm*—Harrison & Egbert

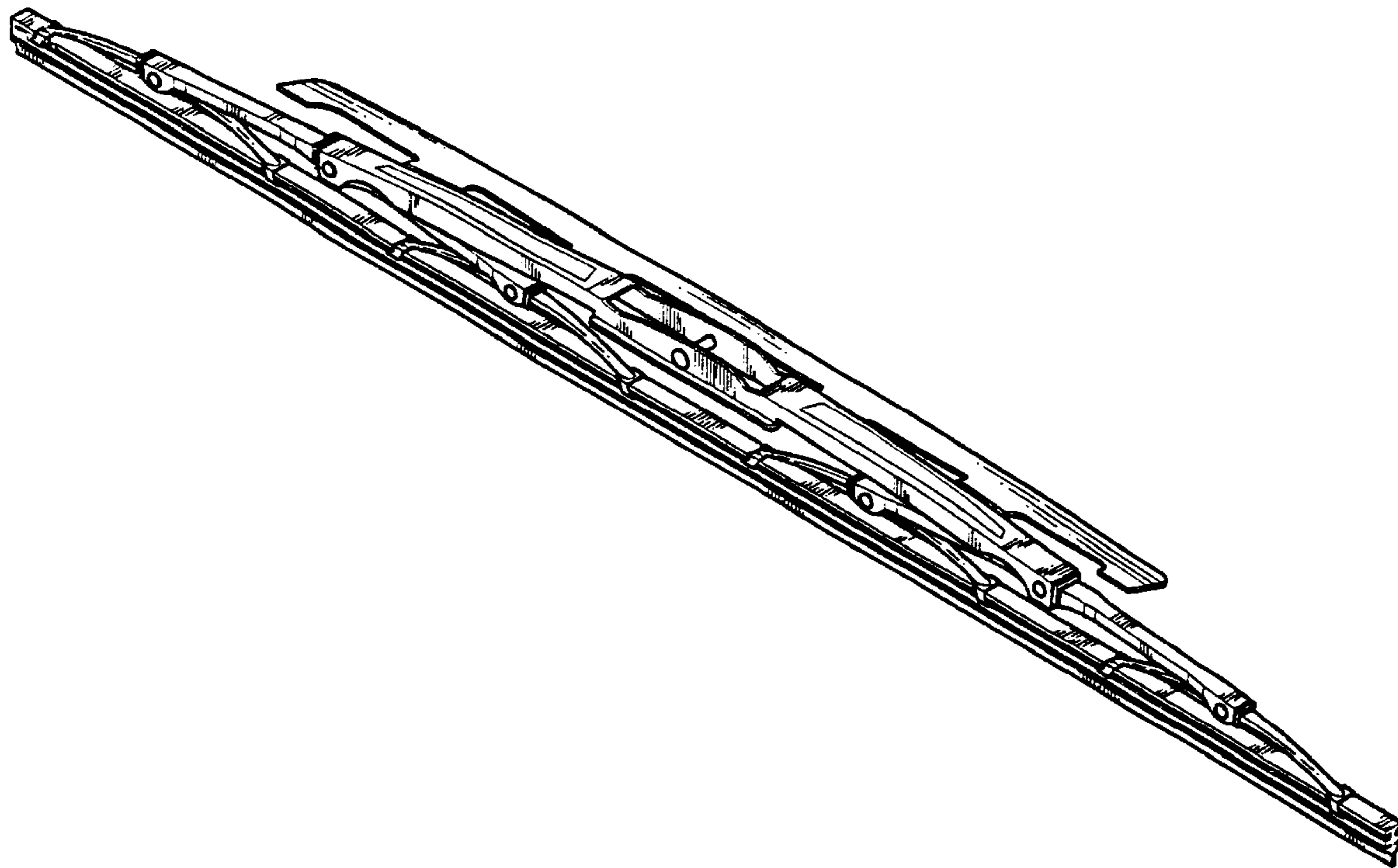
(57) **CLAIM**

I claim the ornamental design for a windshield wiper, as shown and described.

DESCRIPTION

FIG. 1 is an upper perspective view of windshield wiper showing my design.
 FIG. 2 is a front view thereof;
 FIG. 3 is a back view thereof;
 FIG. 4 is a side view thereof;
 FIG. 5 is an opposite side view thereof;
 FIG. 6 is a top view thereof; and,
 FIG. 7 is a bottom view thereof.

1 Claim, 4 Drawing Sheets



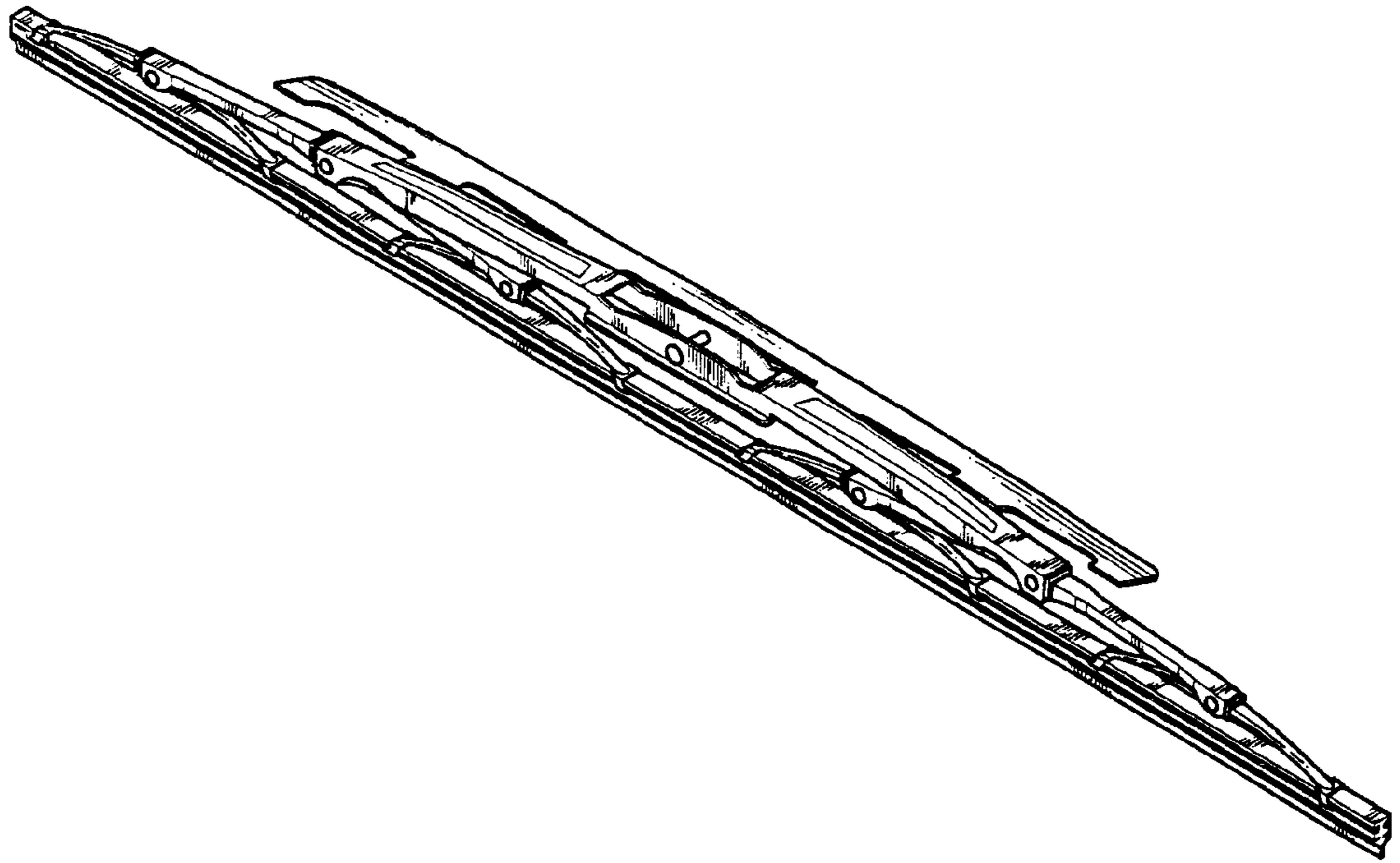


FIG.1

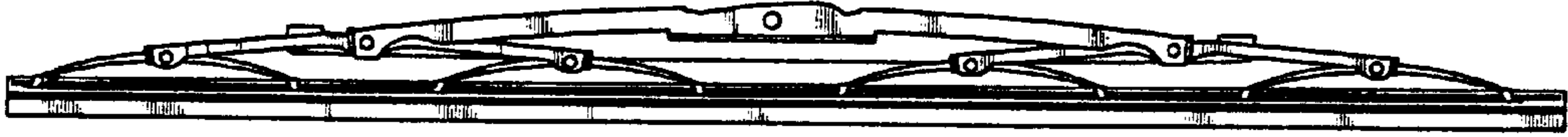


FIG. 2



FIG. 3



FIG.4



FIG.5




FIG. 6




FIG. 7