



US00D472496S

(12) **United States Design Patent**  
**Ambar**

(10) **Patent No.:** **US D472,496 S**

(45) **Date of Patent:** **\*\* Apr. 1, 2003**

(54) **FINGER RING**

(76) Inventor: **Betzalel Ambar**, 15824 Woodvale Rd., Encino, CA (US) 91436

(\*\*) Term: **14 Years**

(21) Appl. No.: **29/160,141**

(22) Filed: **May 6, 2002**

**Related U.S. Application Data**

(62) Division of application No. 29/138,652, filed on Mar. 16, 2001.

(51) **LOC (7) Cl.** ..... **11-01**

(52) **U.S. Cl.** ..... **D11/34**

(58) **Field of Search** ..... D11/26-39, 3, D11/1, 4; 63/15, 15.1, 15.2, 15.3, 15.4, 15.45, 15.5, 15.6, 15.65, 15.7, 15.8, 26-28, 3

(56) **References Cited**

**U.S. PATENT DOCUMENTS**

1,708,324 A	*	4/1929	Peters	.....	63/15
D431,793 S	*	10/2000	Ambar	.....	D11/34
D432,938 S	*	10/2000	Vardakis et al.	.....	D11/26
D445,056 S	*	7/2001	Haquet	.....	D11/26
D451,423 S	*	12/2001	Ambar	.....	D11/34
D451,424 S	*	12/2001	Ambar	.....	D11/34
D454,315 S	*	3/2002	Ambar	.....	D11/34
D460,927 S	*	7/2002	Ambar	.....	D11/34

**OTHER PUBLICATIONS**

Platinum Guild International USA catalog (hereinafter referred to as PGIUSA); Platinum Edition IV; 1996; p. 38; wedding band center of page.\*

PGIUSA catalog; Platinum Edition IV; 1996; p. 114; ring right side of page.\*

PGIUSA catalog; Platinum Edition VII; 1999; p. 29; ring left, center on page.\*

PGIUSA catalog; Platinum Edition VII; 1999; p. 147; right lower right corner.\*

PGIUSA catalog; Platinum Edition VII; 1999; p. 115; ring right, center on page.\*

PGIUSA catalog; Platinum Edition VIII; 2000; p. 39; ring center, upper left on page.\*

\* cited by examiner

*Primary Examiner*—Cathy Anne MacCormac

(74) *Attorney, Agent, or Firm*—Howard C. Miskin, Esq.; Gloria Tsui-Yip, Esq.

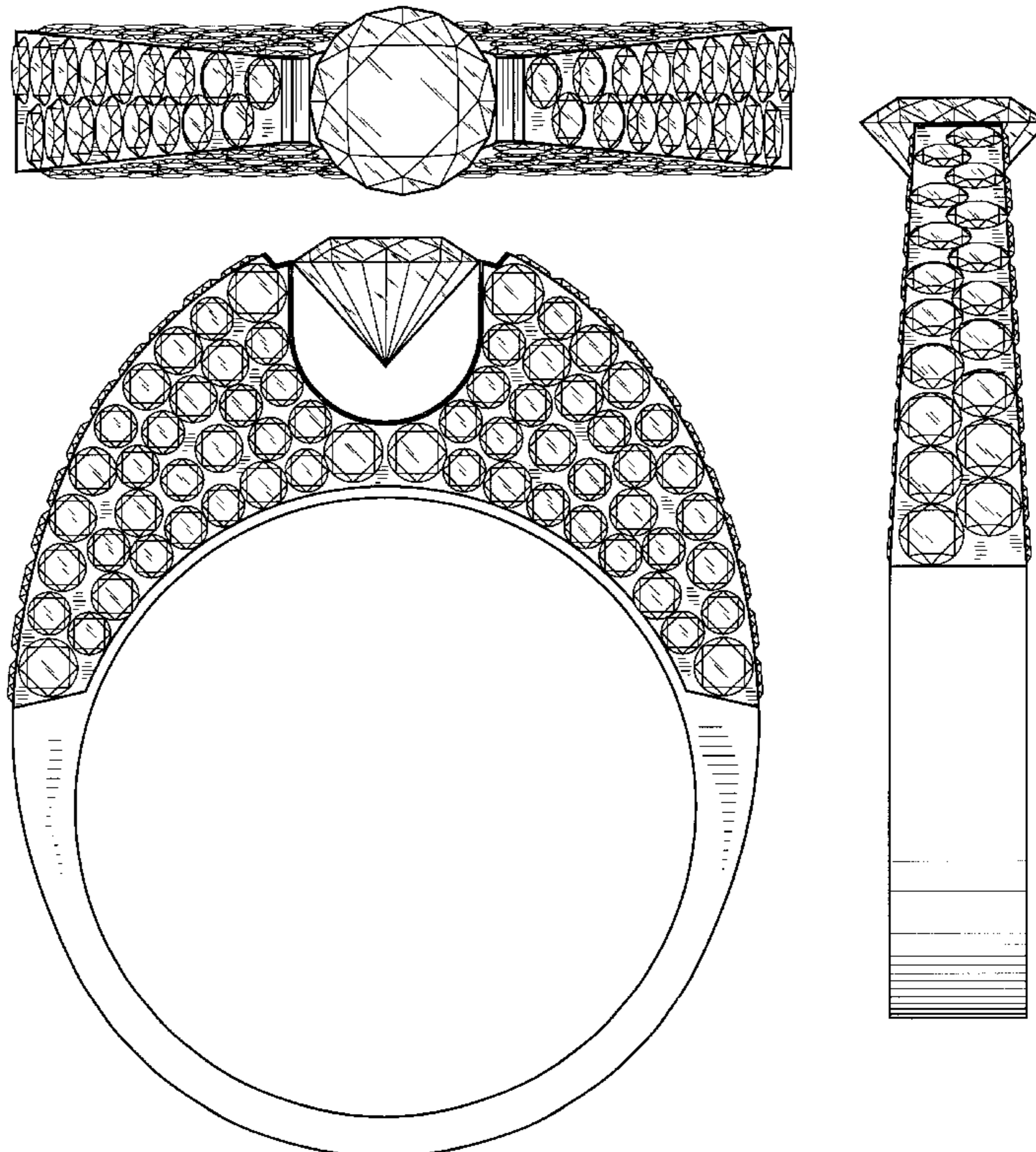
(57) **CLAIM**

The ornamental design for a finger ring, as shown and described.

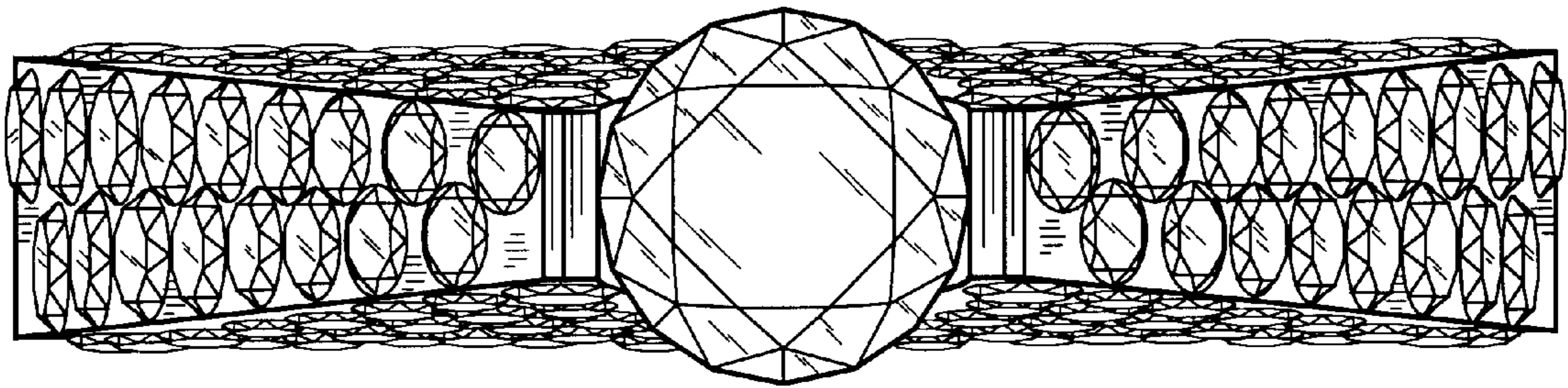
**DESCRIPTION**

FIG. 1 is a top plan view of my new finger ring design; FIG. 2 is a front elevational view, the rear elevational being identical; FIG. 3 is a left side view, the right side being identical; and, FIG. 4 is a bottom plan view thereof.

**1 Claim, 3 Drawing Sheets**



**FIG. 1**



**FIG. 4**

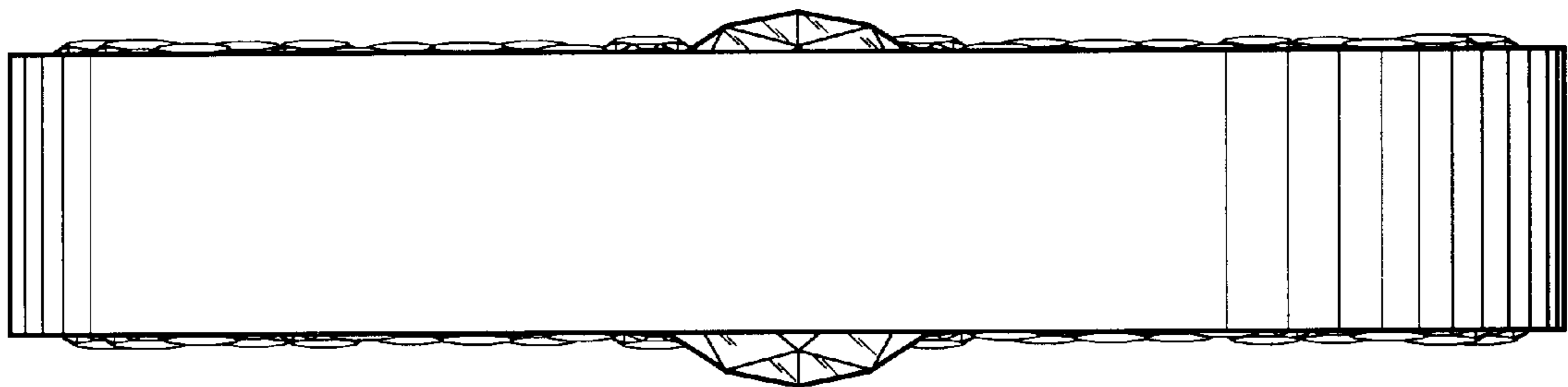



FIG. 2



**FIG. 3**

