



US00D472495S

(12) **United States Design Patent**
Hardy

(10) **Patent No.:** **US D472,495 S**

(45) **Date of Patent:** **** Apr. 1, 2003**

(54) **RING**
(75) Inventor: **Pierre Hardy**, Paris (FR)
(73) Assignee: **Hermes Sellier**, Paris (FR)
(**) Term: **14 Years**

D150,726 S * 8/1948 Phelan D11/26
D165,549 S * 12/1951 Philippe D11/4
D247,482 S * 3/1978 Schupp D11/4
D305,995 S * 2/1990 Bulgari D11/35
D436,550 S * 1/2001 Versace D11/26

(21) Appl. No.: **29/159,557**
(22) Filed: **Apr. 23, 2002**
(30) **Foreign Application Priority Data**

Feb. 18, 2002 (XH) DM/058 979

(51) **LOC (7) Cl.** **11-01**
(52) **U.S. Cl.** **D11/34**
(58) **Field of Search** D11/26-39, 1,
D11/4-5; 63/15, 15.1, 15.2, 15.3, 15.4,
15.45, 15.5, 15.6, 15.65, 15.7, 15.8, 26-28,
3

(56) **References Cited**

U.S. PATENT DOCUMENTS

D32,353 S * 3/1900 Haerberle et al. D11/30
D48,074 S * 11/1915 Lott D11/26
1,171,030 A * 2/1916 Finberg 63/15.65
D82,934 S * 12/1930 Granat D11/34

OTHER PUBLICATIONS

Platinum Guild International USA catalog; Platinum Edition VII; 1999; p. 151; ring left center on page.*

* cited by examiner

Primary Examiner—Cathy Anne MacCormac
(74) *Attorney, Agent, or Firm*—Darby & Darby

(57) **CLAIM**

The ornamental design for a ring, as shown and described.

DESCRIPTION

FIG. 1 is a top and side perspective view of a ring showing my new design;
FIG. 2 is front elevational view thereof, with the rear being identical;
FIG. 3 is a left side elevational view thereof, with the right side being identical;
FIG. 4 is a top plan view thereof; and,
FIG. 5 is a bottom plan view thereof.

1 Claim, 2 Drawing Sheets

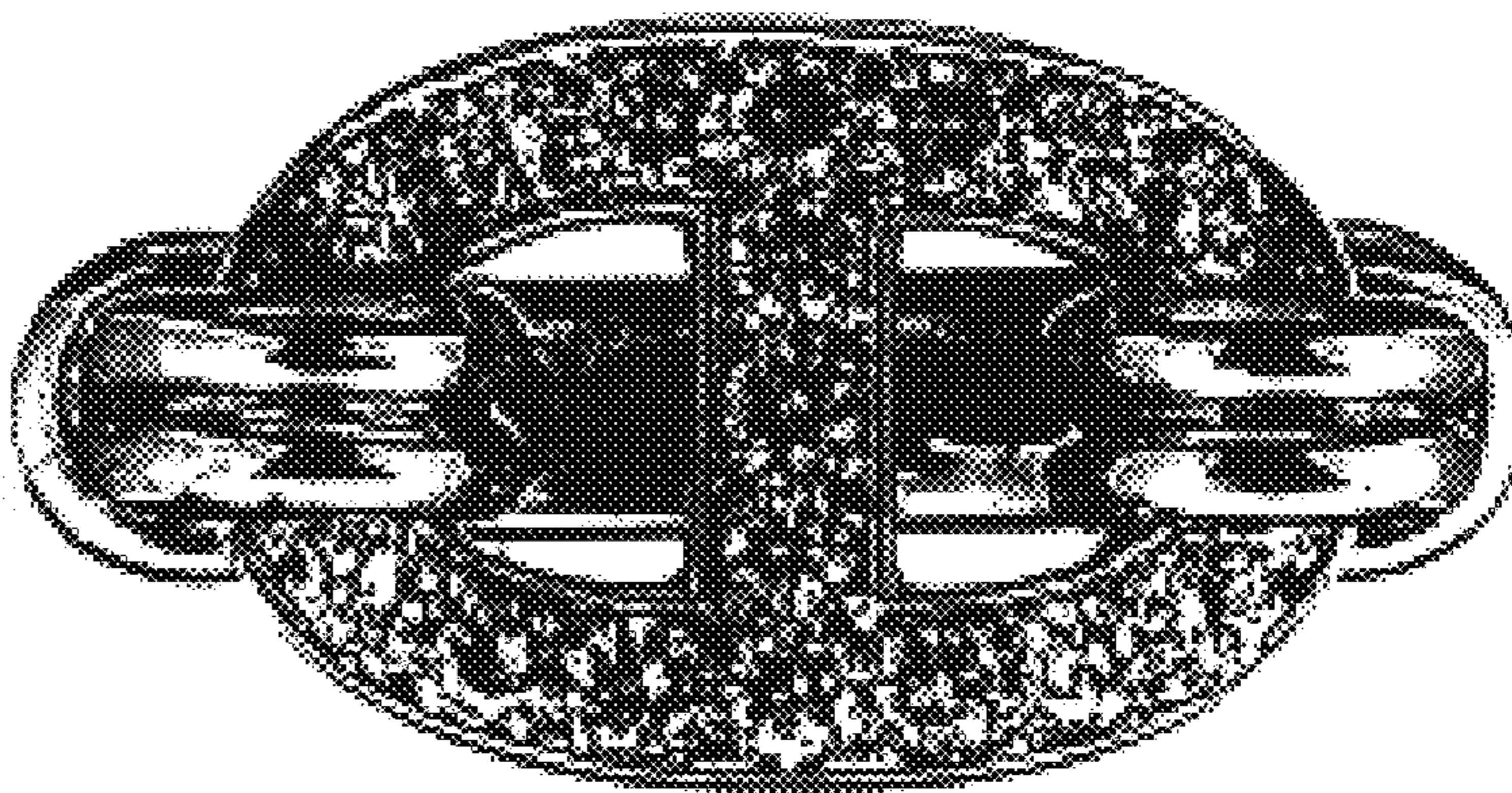



Fig. 1



Fig. 2




Fig. 3

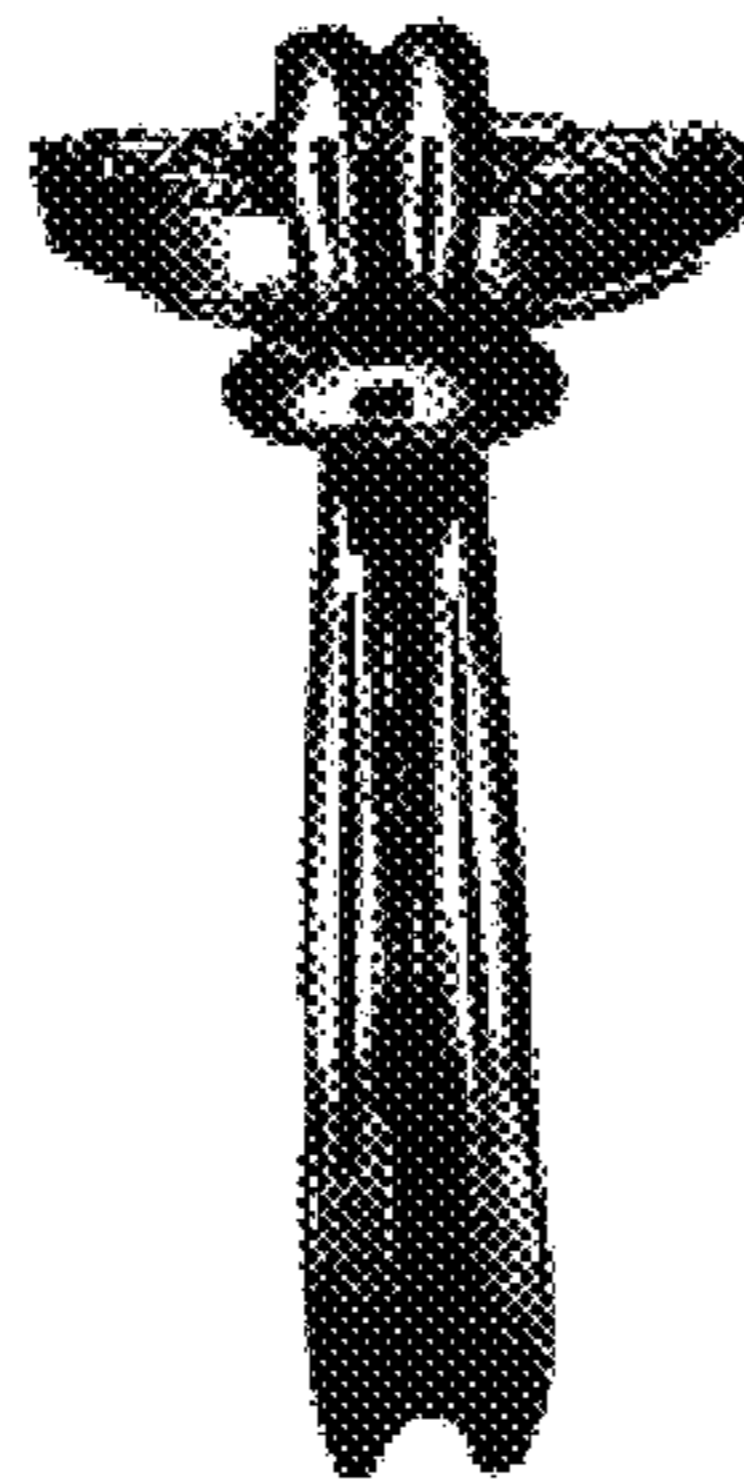


Fig. 4

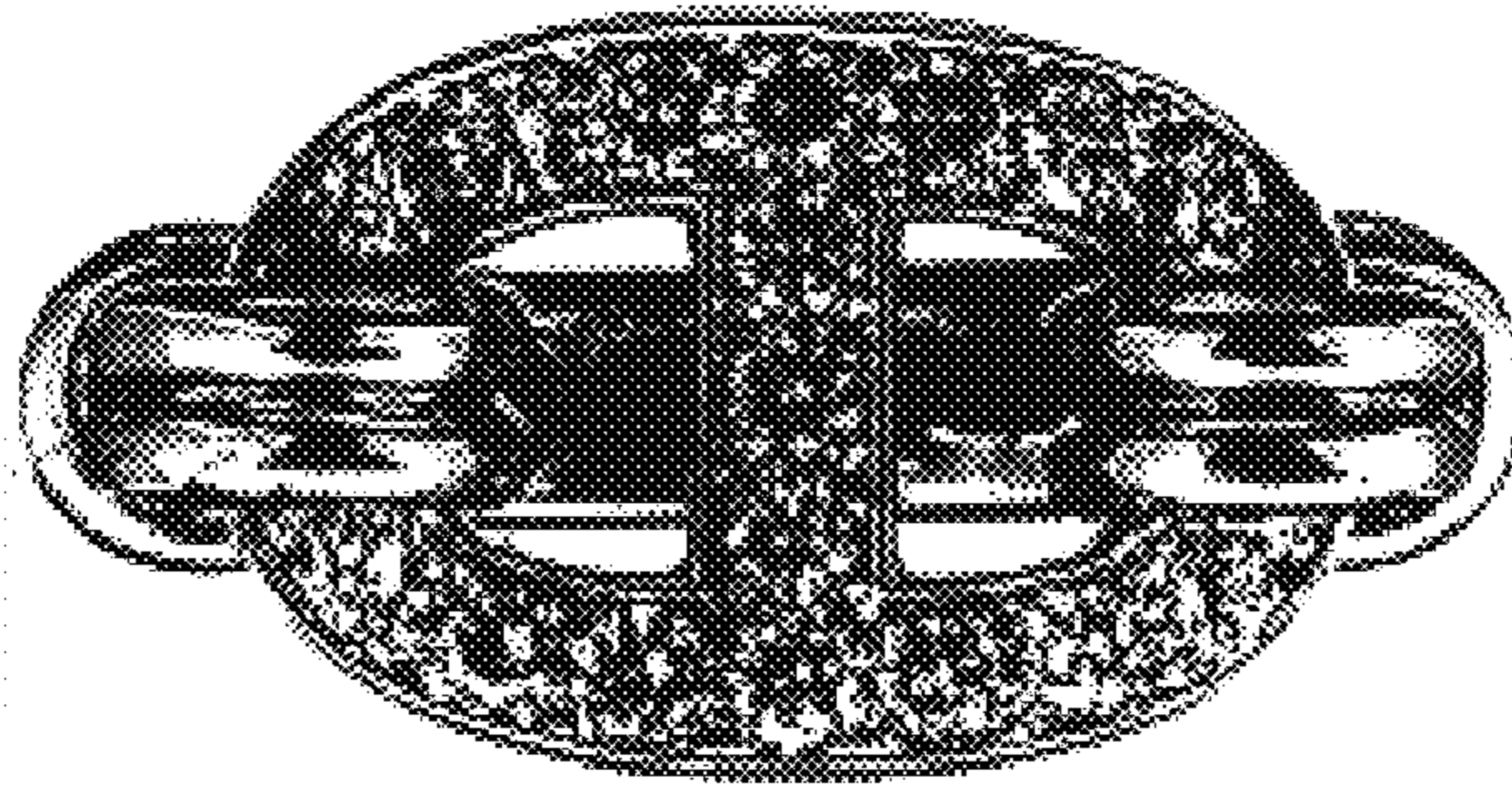


Fig. 5

