



US00D472492S

(12) **United States Design Patent**  
**Chia-Jeng**

(10) **Patent No.:** **US D472,492 S**

(45) **Date of Patent:** **\*\* Apr. 1, 2003**

(54) **WRISTWATCH BRACELET**

D341,102 S \* 11/1993 Wunderman ..... D11/25  
D356,749 S \* 3/1995 Giardiello ..... D11/3  
D445,055 S \* 7/2001 Subilia ..... D11/3

(75) Inventor: **Hou Vuilleumier Chia-Jeng,**  
La-Chaux-de-Fonds (CH)

\* cited by examiner

(73) Assignee: **Tissot SA,** Le Locle (CH)

(\*\*) Term: **14 Years**

*Primary Examiner*—Ralf Seifert  
(74) *Attorney, Agent, or Firm*—Collen IP; Robert McDermott

(21) Appl. No.: **29/149,681**

(22) Filed: **Oct. 15, 2001**

(57) **CLAIM**

The ornamental design for a wristwatch bracelet, as shown.

**Related U.S. Application Data**

**DESCRIPTION**

(62) Division of application No. 29/132,520, filed on Apr. 11, 2000, now Pat. No. Des. 455,970.

FIG. 1 is a topside plan view of a wristwatch bracelet showing my new design;

(30) **Foreign Application Priority Data**

Oct. 11, 1999 (CH) ..... DM-049579

FIG. 2 is a bottom side plan view;

(51) **LOC (7) Cl.** ..... **11-01**

FIG. 3 is a topside perspective view;

(52) **U.S. Cl.** ..... **D11/7**

FIG. 4 is a side elevational view;

(58) **Field of Search** ..... D11/3–15, 18–20,  
D11/22–25, 93; 63/3, 4, 9, 21, 38; 59/79.1,  
79.3

FIG. 5 is an opposite side elevational view to FIG. 4;

FIG. 6 is an end elevational view; and,


FIG. 7 is an end elevational view of the side opposite FIG. 6.

(56) **References Cited**

**U.S. PATENT DOCUMENTS**

D293,302 S \* 12/1987 Schoepfer ..... D11/21

**1 Claim, 4 Drawing Sheets**






Figure 1





Figure 2






Figure 3

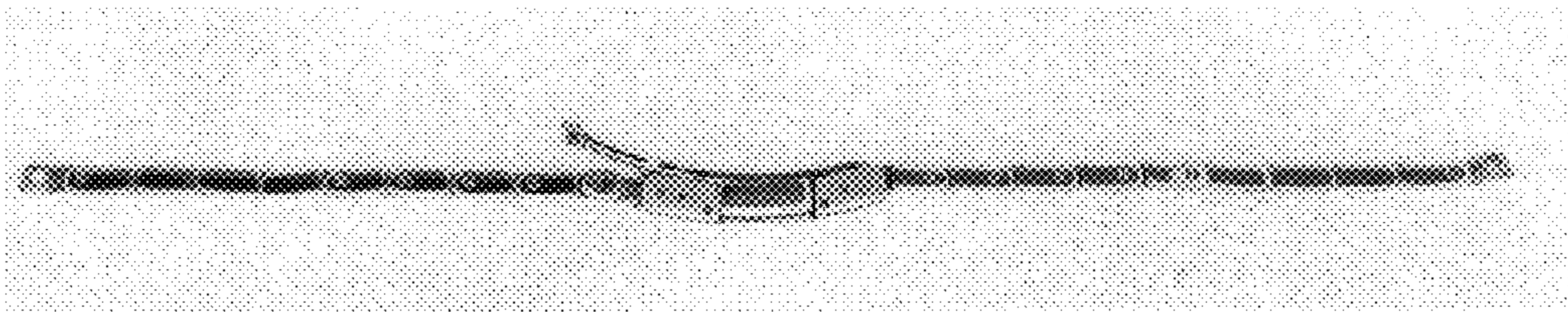


Figure 4




Figure 5




Figure 6






Figure 7

