



US00D472480S

(12) **United States Design Patent**
Chung et al.

(10) **Patent No.:** **US D472,480 S**

(45) **Date of Patent:** **** Apr. 1, 2003**

(54) **COOKING THERMOMETER RECEIVER**

(75) Inventors: **Charles Wong Tak Chung**, Quarry Bay (HK); **Michelle Cheng Kin Cheung**, Tsuen Wan (HK); **Ken Sin Ka Hong**, Kowloon (HK); **Keith E. Kibilosky**, Virginia Beach, VA (US); **So Si Kin**, Shaukeiwan (HK)

(73) Assignee: **Electronics Tomorrow, Ltd.**, Hunghom (HK)

(**) Term: **14 Years**

(21) Appl. No.: **29/158,120**

(22) Filed: **Mar. 29, 2002**

(51) **LOC (7) Cl.** **10-04**

(52) **U.S. Cl.** **D10/57**

(58) **Field of Search** D10/57; 374/141, 374/152, 155, 163, 170, 208; 340/539, 506, 511, 586, 601, 584, 573.1, 573.4; 364/557

(56) **References Cited**

U.S. PATENT DOCUMENTS

4,340,796 A	7/1982	Yamaguchi et al.
4,377,733 A	3/1983	Yamaguchi et al.
4,471,354 A	9/1984	Smith
4,475,024 A	10/1984	Tateda
4,747,413 A	5/1988	Bloch
4,763,112 A	8/1988	Hsieh

5,033,864 A	7/1991	Lasecki et al.
D402,212 S	* 12/1998	Sirois et al. D10/57
5,844,862 A	12/1998	Cocatre-Zilgien
5,938,619 A	8/1999	Dogre Cuevas
6,000,845 A	12/1999	Tymkewicz et al.
6,046,674 A	4/2000	Irwin et al.
6,065,391 A	5/2000	Archard et al.
D439,809 S	4/2001	Ming et al.
6,238,354 B1	5/2001	Alvarez
D452,178 S	12/2001	Wai Ming et al.
2002/0009121 A1	1/2002	Siu

* cited by examiner

Primary Examiner—Antoine Duval Davis
(74) *Attorney, Agent, or Firm*—Cook, Alex, McFarron, Manzo, Cummings & Mehler Ltd.

(57) **CLAIM**

The ornamental design for a cooking thermometer receiver, as shown and described.

DESCRIPTION

FIG. 1 is a perspective view of a cooking thermometer receiver showing the new design; FIG. 2 is a top plan view thereof; FIG. 3 is a bottom plan view thereof; FIG. 4 is a front elevational view thereof; FIG. 5 is a side elevational view thereof; FIG. 6 is another side elevational view thereof; and, FIG. 7 is a rear elevational view thereof.

1 Claim, 2 Drawing Sheets

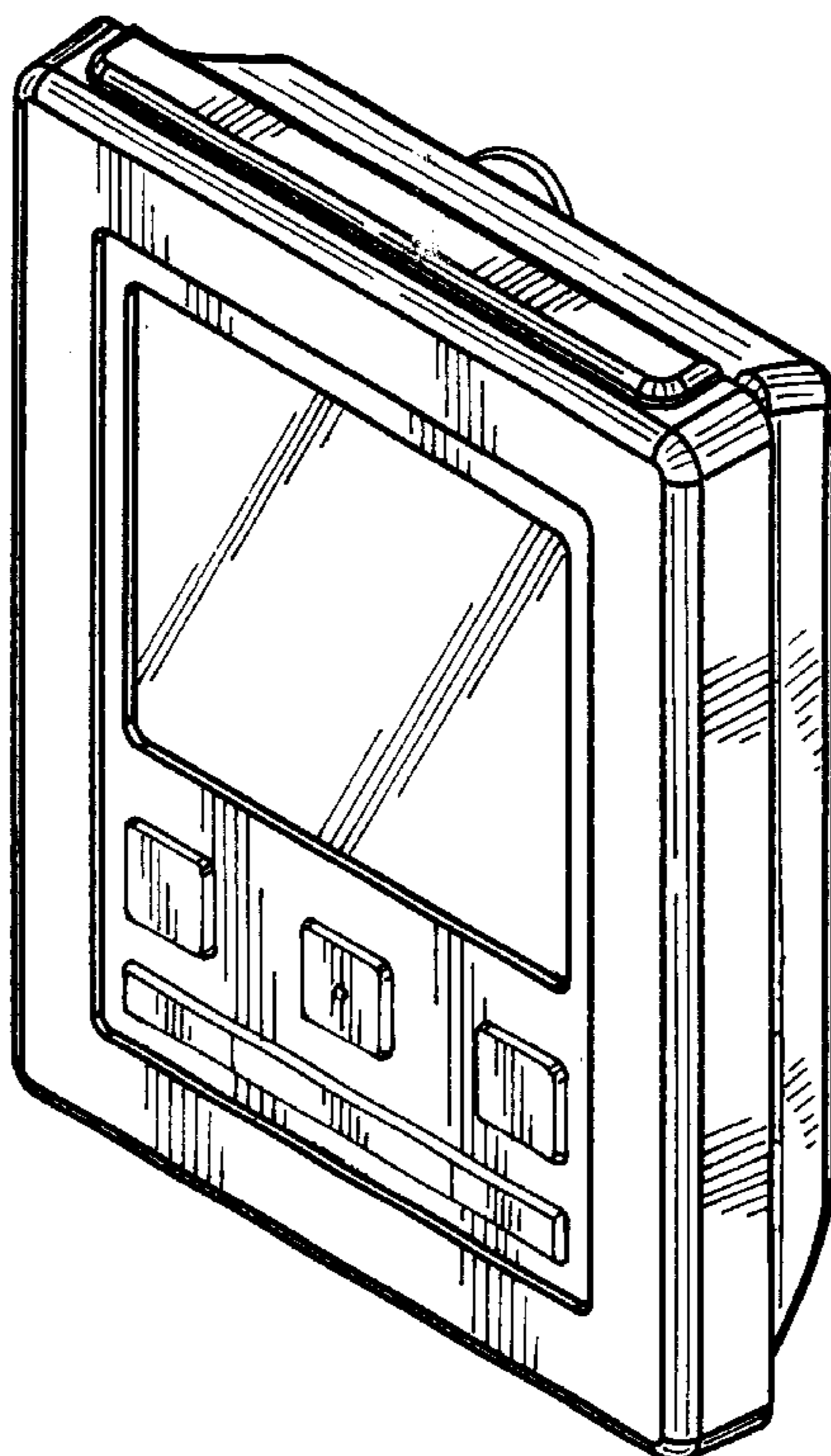


FIG.1

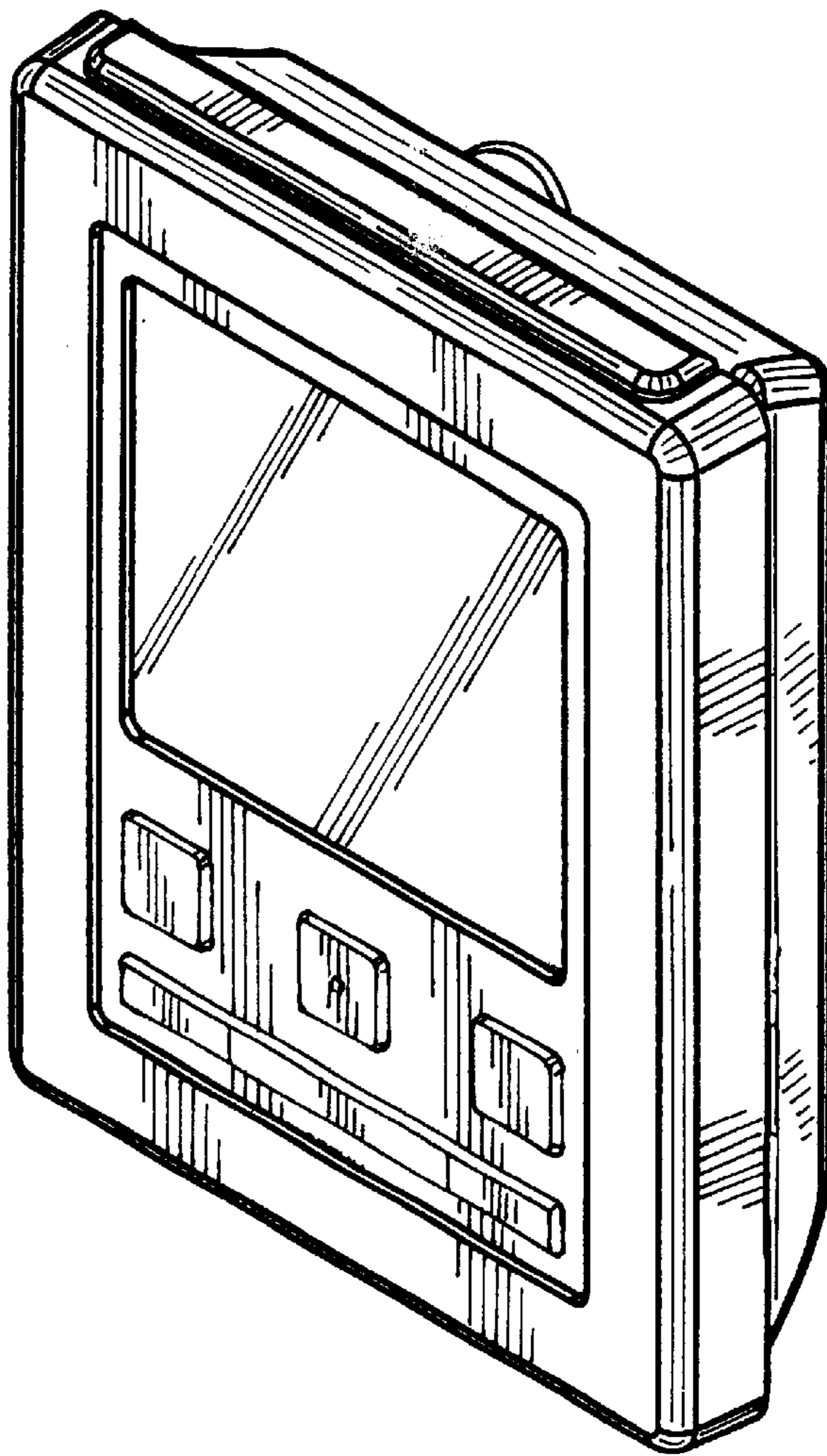


FIG.2

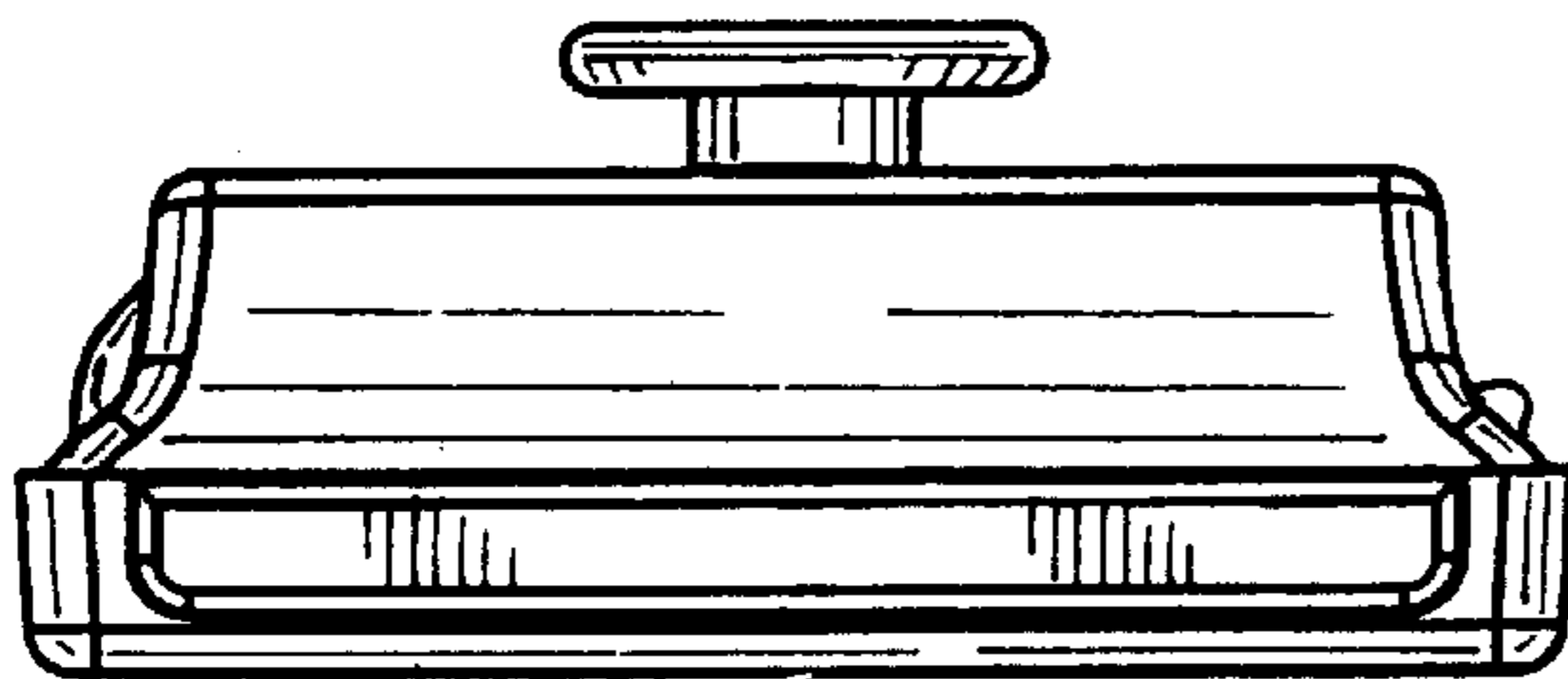


FIG.3




FIG.4

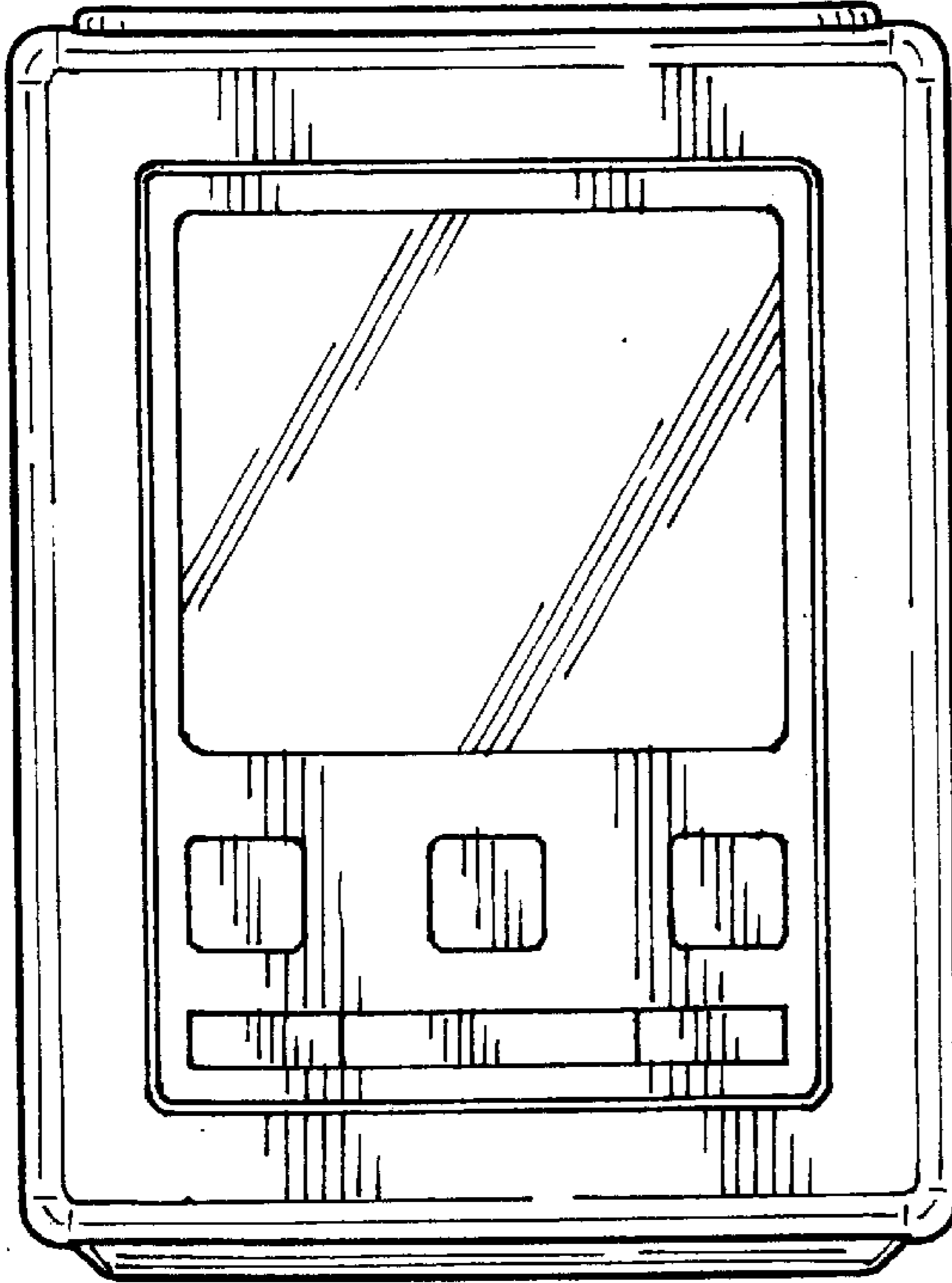


FIG.5



FIG.6

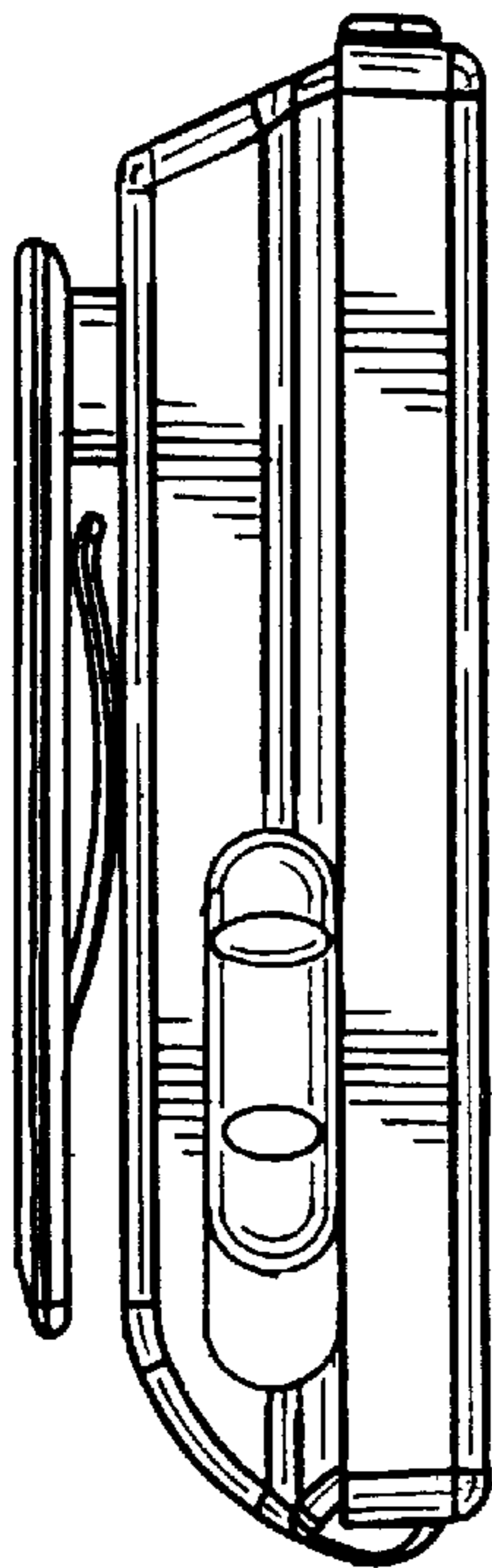


FIG.7

