



US00D472479S

(12) **United States Design Patent**  
**Chien**

(10) **Patent No.:** **US D472,479 S**

(45) **Date of Patent:** **\*\* Apr. 1, 2003**

(54) **WATCH**

(75) Inventor: **Ying-Wei Chien**, Taipei (TW)

(73) Assignee: **Cherng Wei Precision Co., Ltd.**,  
Taipei (TW)

(\*\*) Term: **14 Years**

(21) Appl. No.: **29/162,906**

(22) Filed: **Jun. 25, 2002**

(51) **LOC (7) Cl.** ..... **10-02**

(52) **U.S. Cl.** ..... **D10/32**

(58) **Field of Search** ..... D10/1-40, 122-132;  
368/276-277, 281-282, 285; D11/3-25;  
63/1.1, 3, 5, 11; 224/164, 168, 178

(56) **References Cited**

**U.S. PATENT DOCUMENTS**

D161,296 S	*	12/1950	Tourneau	.....	D10/32
4,757,485 A	*	7/1988	Man	.....	368/281
D443,531 S	*	6/2001	Bulgari	.....	D10/32
D444,075 S	*	6/2001	Lepeu et al.	.....	D10/32
D446,130 S	*	8/2001	Nakanishi	.....	D10/38
D460,001 S	*	7/2002	Haquet	.....	D10/32

**OTHER PUBLICATIONS**

Swiss Watch & Jewelry Journal—Feb. 1986—p. 170—  
watch.\*

Hong Kong Enterprise—Oct. 1995—p. 203—wathes at bot-  
tom.\*

\* cited by examiner

*Primary Examiner*—Nelson C. Holtje

(74) *Attorney, Agent, or Firm*—Browdy and Neimark,  
P.L.L.C.

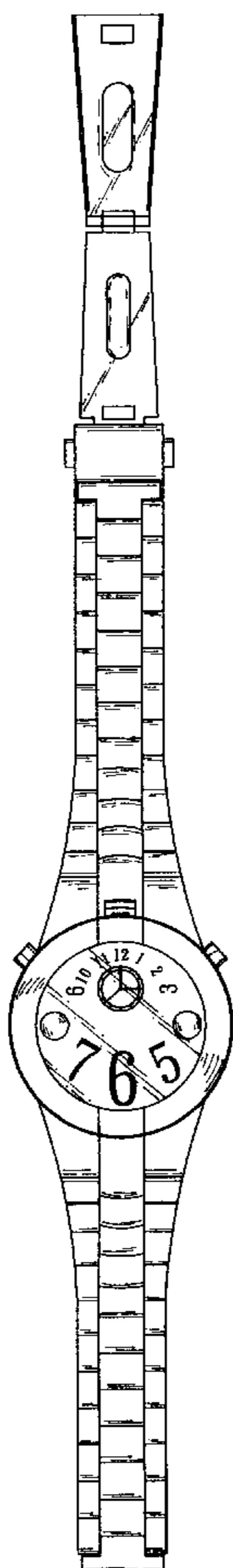
(57) **CLAIM**

The ornamental design for a watch, as shown and described.

**DESCRIPTION**

FIG. 1 is a front elevational view of the watch of the present  
invention with the watch band extended;  
FIG. 2 is a back elevational view thereof;  
FIG. 3 is a left side elevational view thereof;  
FIG. 4 is a right side elevational view thereof;  
FIG. 5 is a top plan view thereof;  
FIG. 6 is a bottom plan view thereof; and,  
FIG. 7 is a perspective view thereof.

**1 Claim, 4 Drawing Sheets**



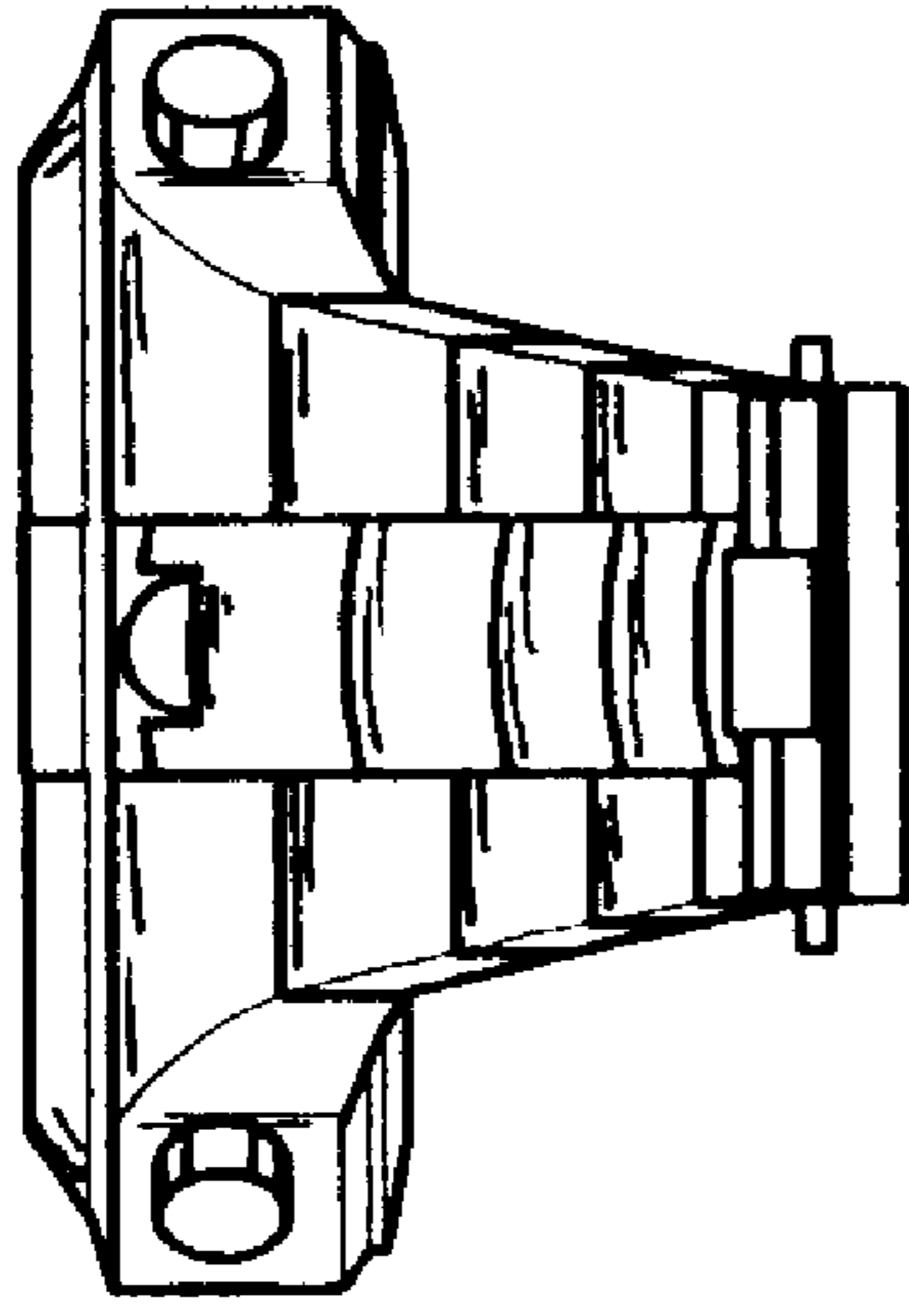


FIG. 1

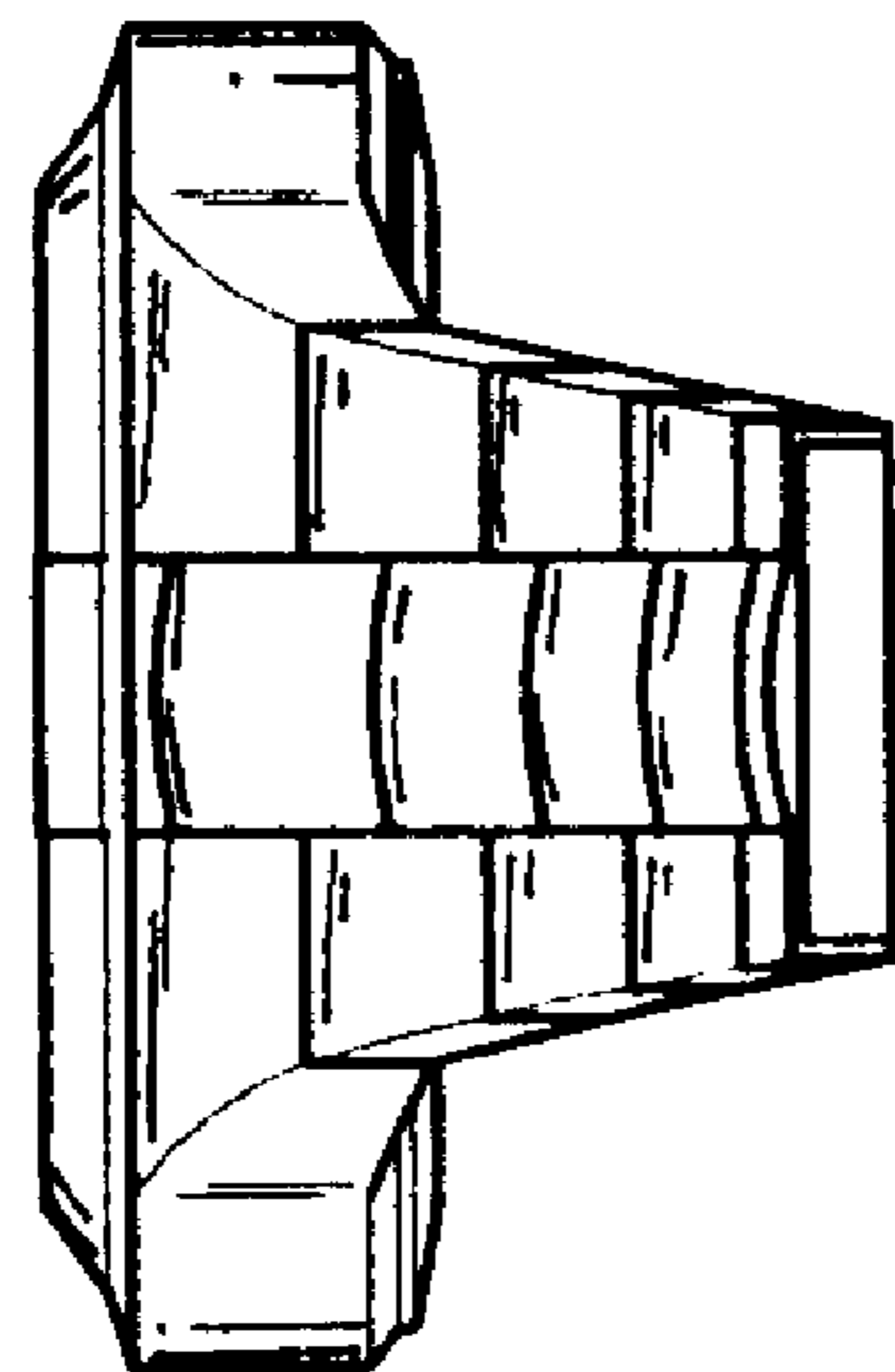


FIG. 2

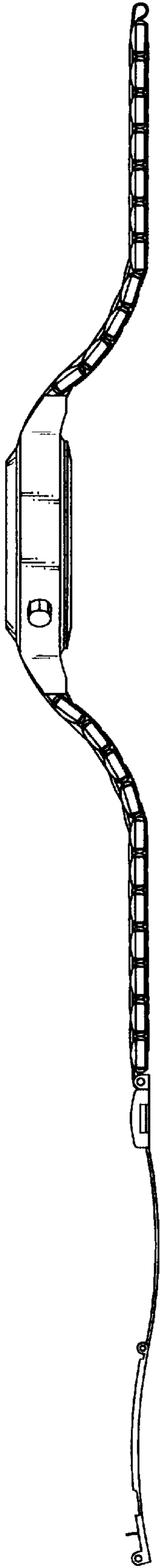


FIG. 3

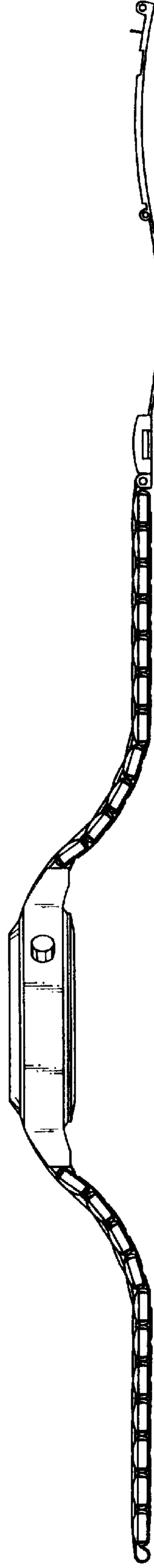


FIG. 4

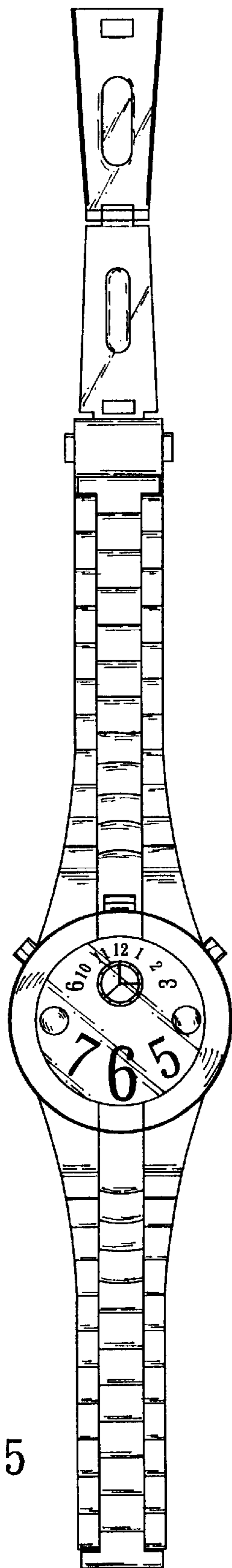


FIG. 5

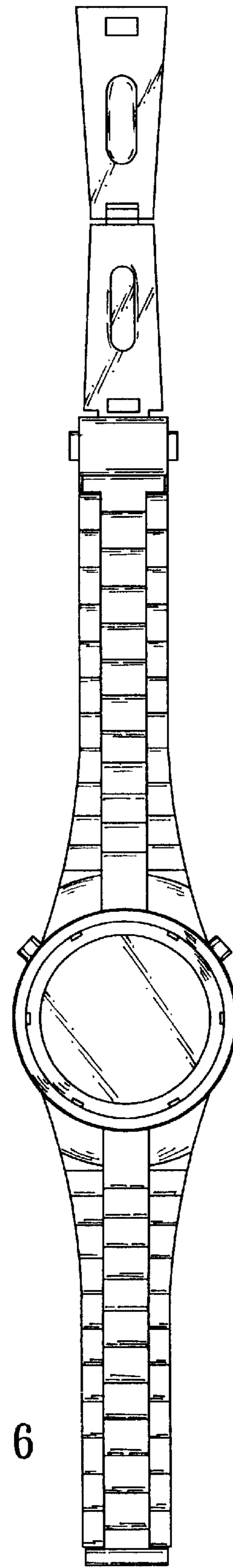


FIG. 6

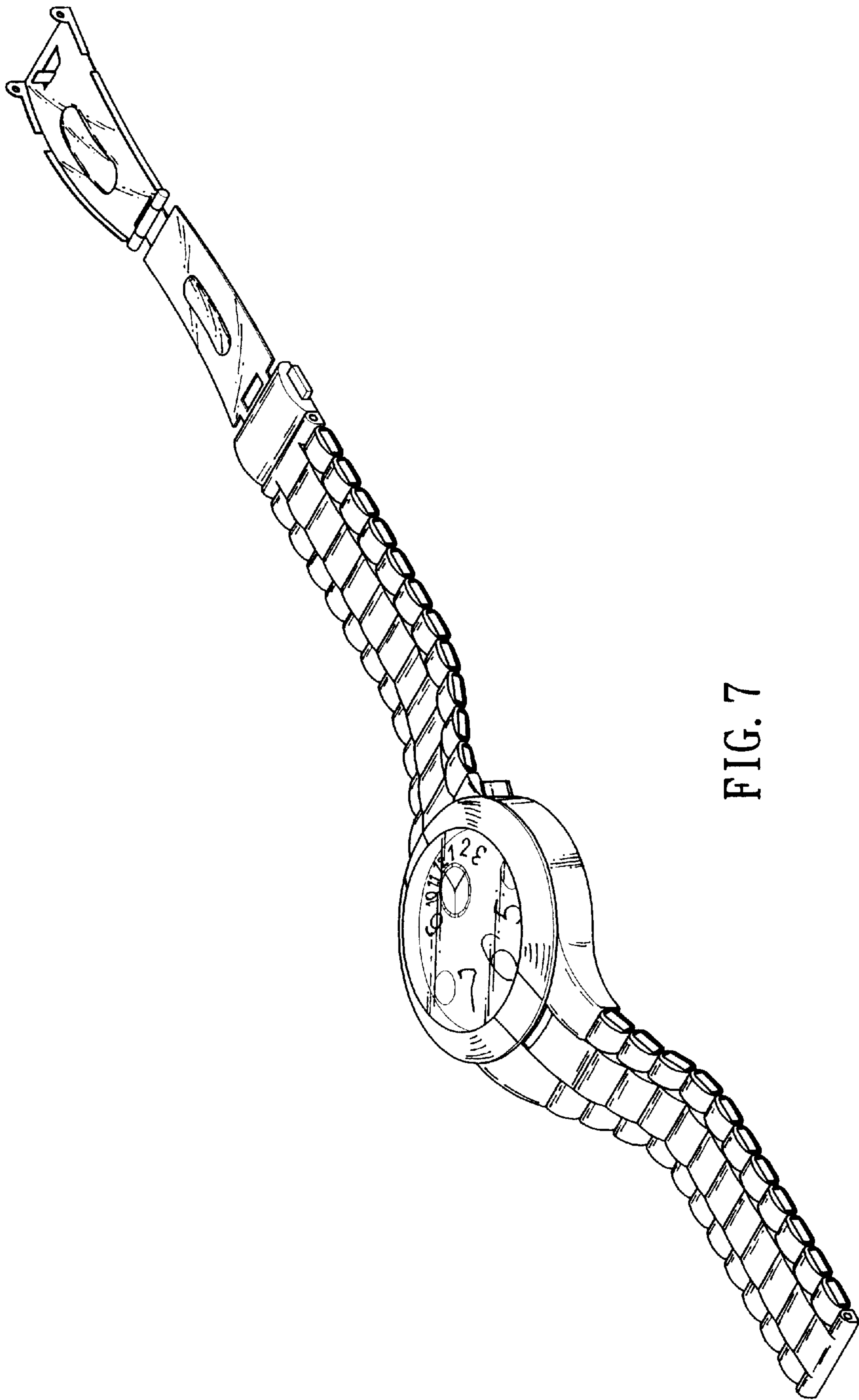


FIG. 7