



US00D472478S

(12) **United States Design Patent**  
**Tan et al.**

(10) **Patent No.:** **US D472,478 S**

(45) **Date of Patent:** **\*\* Apr. 1, 2003**

(54) **PORTION OF A WATCH HOUSING**

(75) Inventors: **Sung-Ho Joe Tan**, San Mateo, CA (US); **Edward Boyd**, Tigard, OR (US); **Jason Martin**, Portland, OR (US)

(73) Assignee: **Nike, Inc.**, Beaverton, OR (US)

(\*\*) Term: **14 Years**

(21) Appl. No.: **29/165,462**

(22) Filed: **Aug. 9, 2002**

(51) **LOC (7) Cl.** ..... **10-02**

(52) **U.S. Cl.** ..... **D10/30**

(58) **Field of Search** ..... D10/1-40, 122-132; 368/280-282, 276-277, 28-30, 285, 239-242, 243-249, 82-84, 41-44

(56) **References Cited**

**U.S. PATENT DOCUMENTS**

2,482,660	A	*	9/1949	Dewey	.....	D10/32	X
D269,546	S	*	6/1983	Rogers et al.	.....	D24/186	
D394,391	S	*	5/1998	Bruce et al.	.....	D10/30	
D394,394	S	*	5/1998	Bruce et al.	.....	D10/30	
D394,395	S	*	5/1998	Bruce et al.	.....	D10/30	
D403,970	S	*	1/1999	Chen	.....	D10/30	
D445,041	S	*	7/2001	Tan et al.	.....	D10/32	

\* cited by examiner

*Primary Examiner*—Nelson C. Holtje

(74) *Attorney, Agent, or Firm*—Trask Britt

(57) **CLAIM**

The ornamental design for a portion of a watch housing, as shown and described.

**DESCRIPTION**

FIG. 1 is a perspective view of a portion of a watch housing showing our new design;

FIG. 2 is a top view of the portion of a watch housing shown in FIG. 1;

FIG. 3 is a side view of the portion of a watch housing shown in FIG. 1;

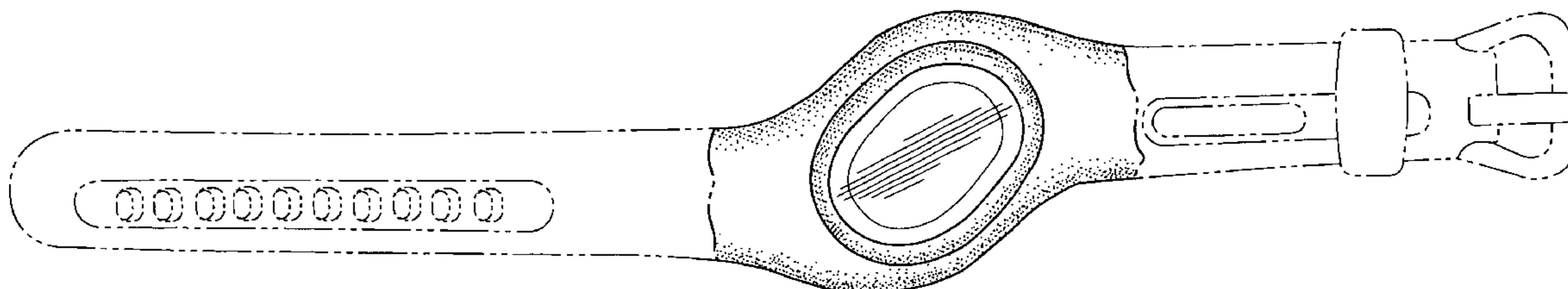
FIG. 4 is another side view of the portion of a watch housing shown in FIG. 1;

FIG. 5 is a front elevation view of the portion of a watch housing shown in FIG. 1; and,

FIG. 6 is a rear elevation view of the portion of a watch housing shown in FIG. 1.

The uneven broken lines immediately adjacent to the shaded areas represent the bounds of the claimed design. All other uneven broken lines represent the remaining portion of the watch. The uneven broken line representations in FIGS. 1-6 are for illustrative purposes only and form no part of the claimed design.

**1 Claim, 4 Drawing Sheets**



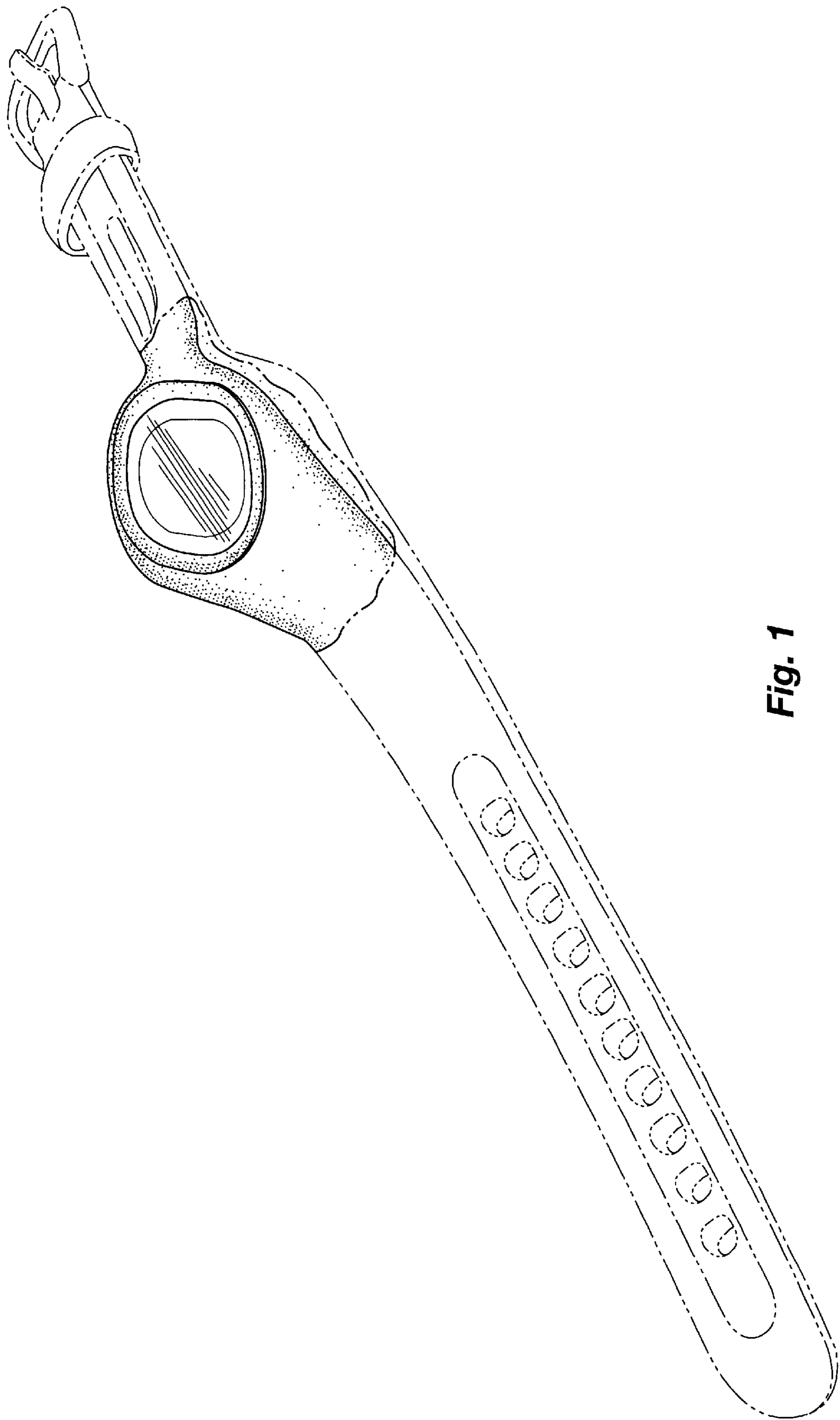


Fig. 1

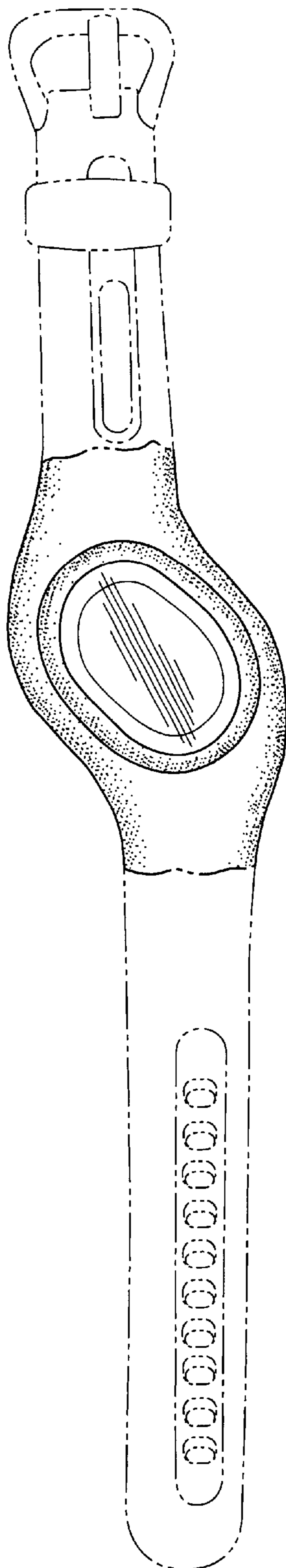
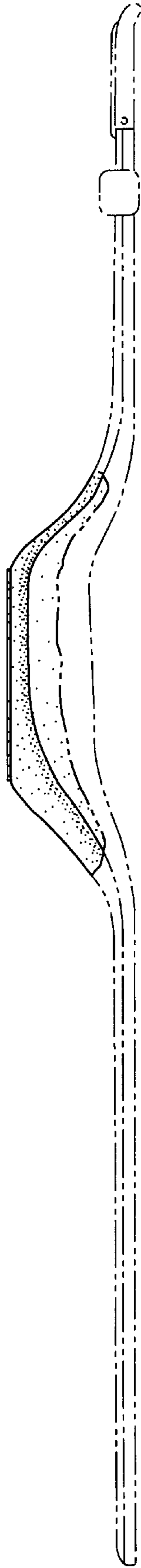
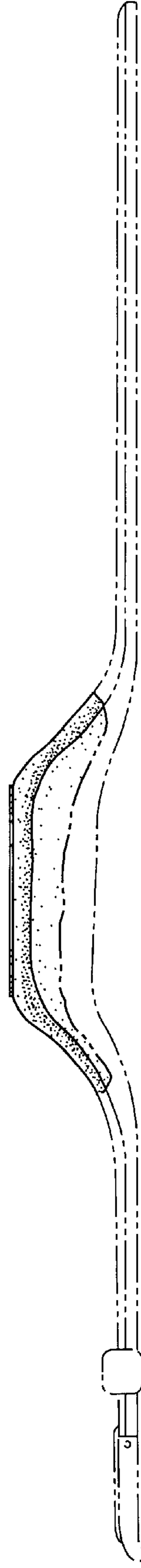


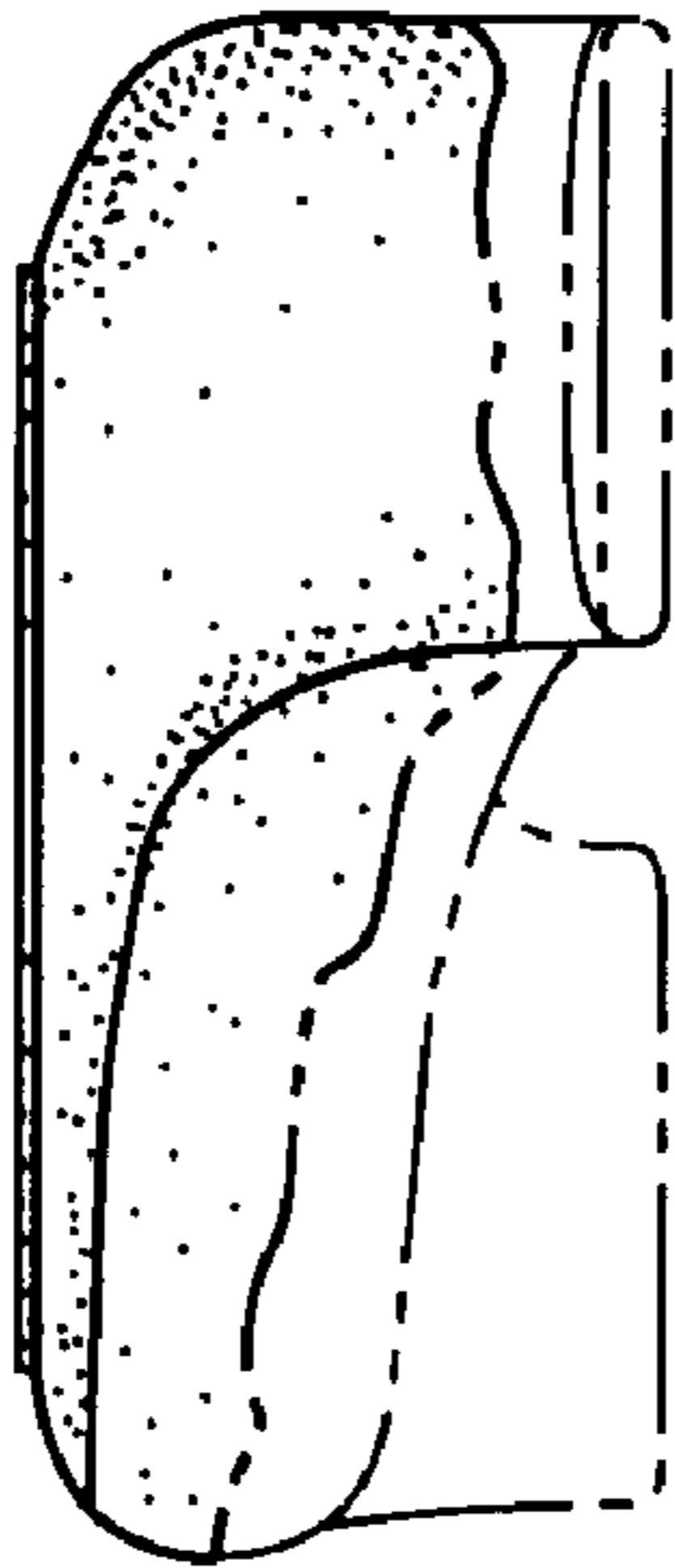
Fig. 2



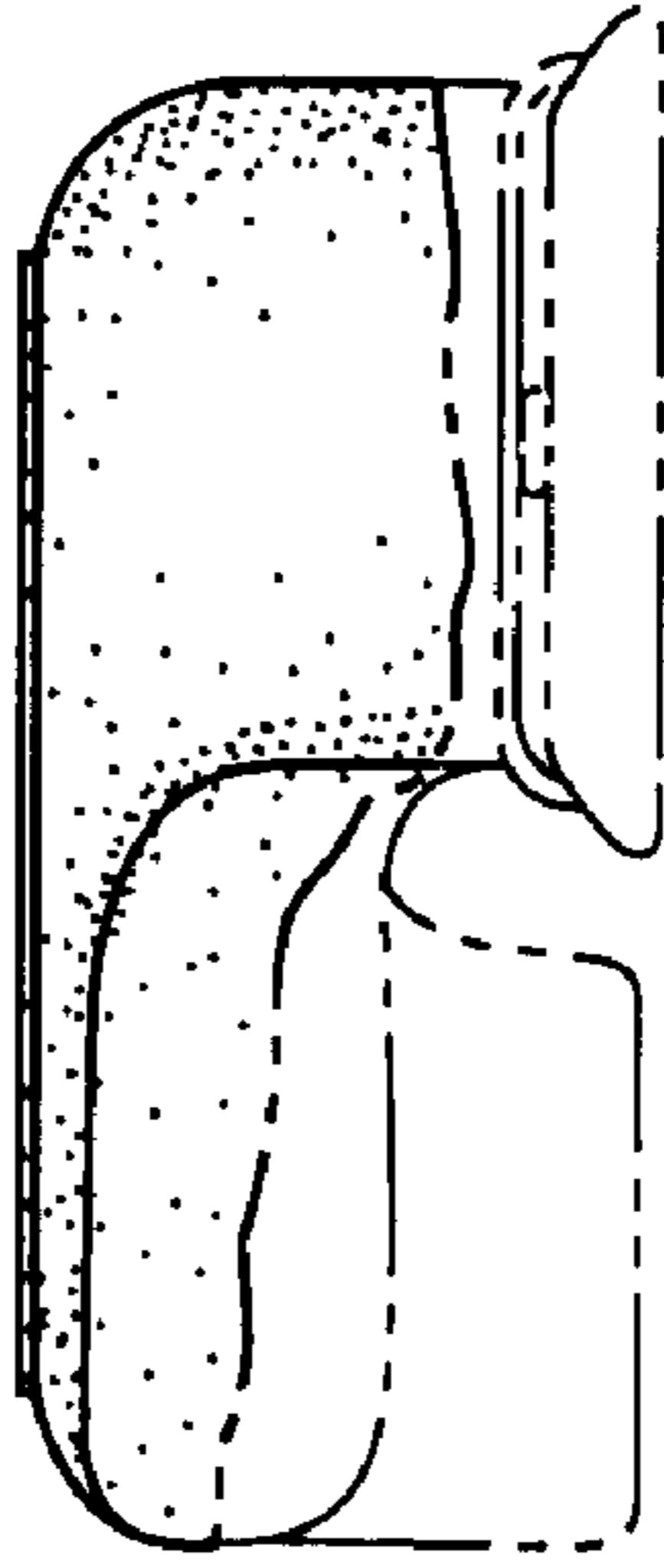
**Fig. 3**



**Fig. 4**



**Fig. 5**



**Fig. 6**