



US00D472474S

(12) **United States Design Patent** (10) **Patent No.:** **US D472,474 S**  
**Headen et al.** (45) **Date of Patent:** **\*\* Apr. 1, 2003**

(54) **BOTTLE**

(75) Inventors: **Cynthia Headen**, Newtown, CT (US);  
**Stuart Leslie**, Larchmont, NY (US);  
**Charles Curtiss**, Long Island City, NY (US)

(73) Assignee: **PepsiCo, Inc.**, Purchase, NY (US)

(\*\*) Term: **14 Years**

(21) Appl. No.: **29/159,476**

(22) Filed: **Apr. 22, 2002**

(51) **LOC (7) Cl.** ..... **09-01**

(52) **U.S. Cl.** ..... **D9/551; D9/564**

(58) **Field of Search** ..... D9/500, 505, 516,  
D9/529, 530, 542, 543, 544, 545, 546,  
549, 551, 559, 564, 554, 567; 215/381-385,  
396, 398, 400, 12.1

(56) **References Cited**

**U.S. PATENT DOCUMENTS**

D50,298 S	*	2/1917	Dawson	.....	D9/545
D64,830 S	*	6/1924	Woods	.....	D9/550
D156,089 S	*	11/1949	Fuerst	.....	D9/564
D166,595 S	*	4/1952	Du Pree	.....	D9/545 X
D193,033 S	*	6/1962	Waser	.....	D9/538
D209,020 S	*	10/1967	Shepler	.....	D9/551
D213,290 S	*	2/1969	Fuerst	.....	D9/500
D216,094 S	*	11/1969	Lawton	.....	D9/501
D226,703 S	*	4/1973	Broadhead	.....	D9/529
D228,625 S	*	10/1973	Pearce	.....	D9/500

3,881,621 A	*	5/1975	Adomaitis	.....	215/12.1 X
D368,860 S	*	4/1996	Mansau	.....	D9/545
D384,893 S	*	10/1997	Marriage	.....	D9/551
D396,809 S	*	8/1998	Granai	.....	D9/545

\* cited by examiner

*Primary Examiner*—Ted Shooman

*Assistant Examiner*—Carol Rademaker

(74) *Attorney, Agent, or Firm*—Fitzpatrick, Cella, Harper & Scinto

(57) **CLAIM**

The ornamental design for a bottle, as shown and described.

**DESCRIPTION**

FIG. 1 is a perspective view of a bottle showing our new design;  
 FIG. 2 is a top view;  
 FIG. 3 is a side elevational view from the direction indicated in FIG. 2;  
 FIG. 4 is a side elevational view from the direction shown in FIG. 2;  
 FIG. 5 is a side elevational view from the direction shown in FIG. 2;  
 FIG. 6 is a side elevational view from the direction shown in FIG. 2;  
 FIG. 7 is a bottom view thereof; and,  
 FIG. 8 is a sectional view taken along a line 8—8 in FIG. 6.  
 The dotted lines in the drawing are for environmental purposes and form no part of the claimed design.

**1 Claim, 6 Drawing Sheets**

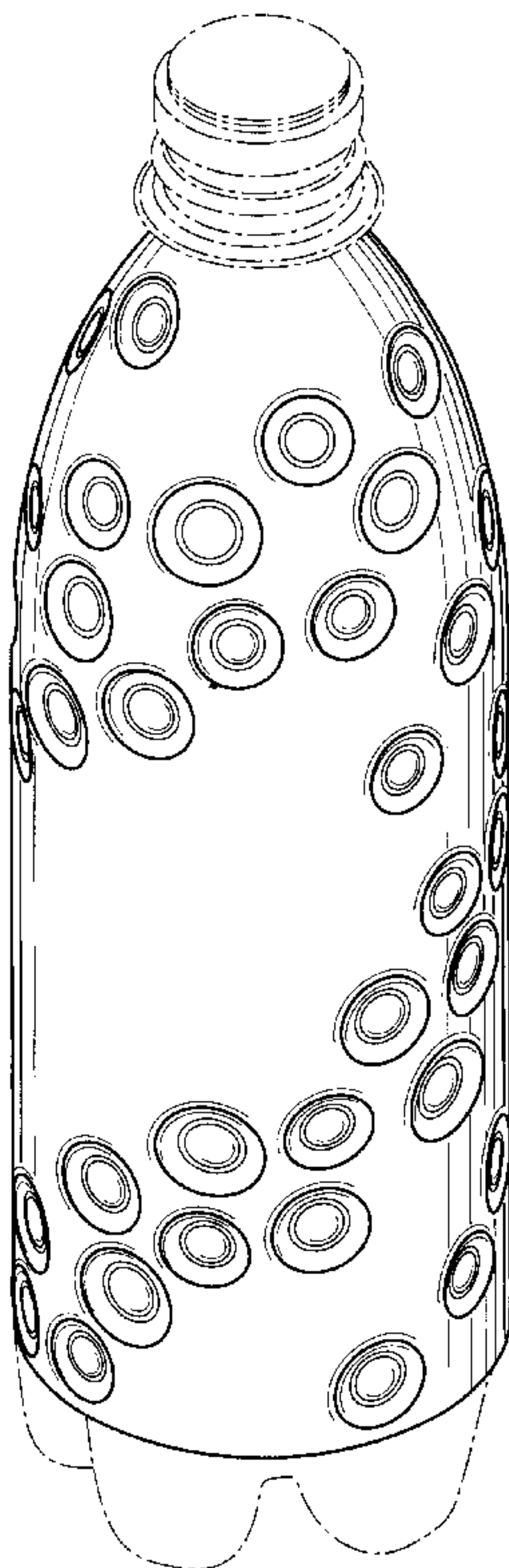
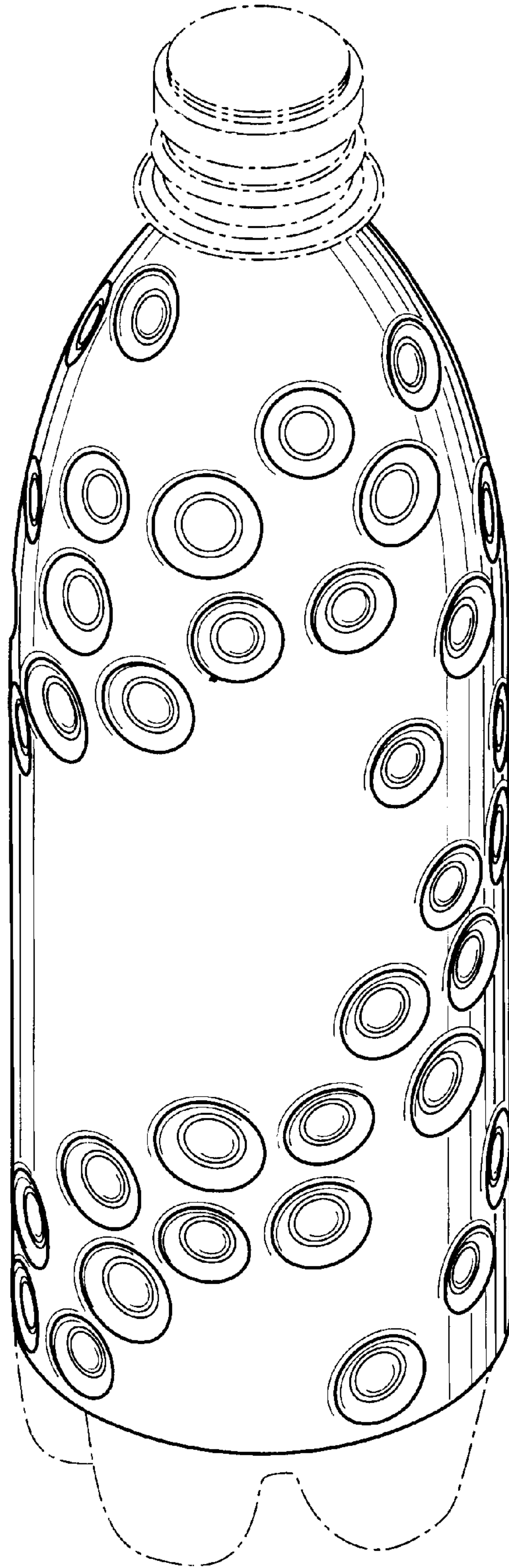
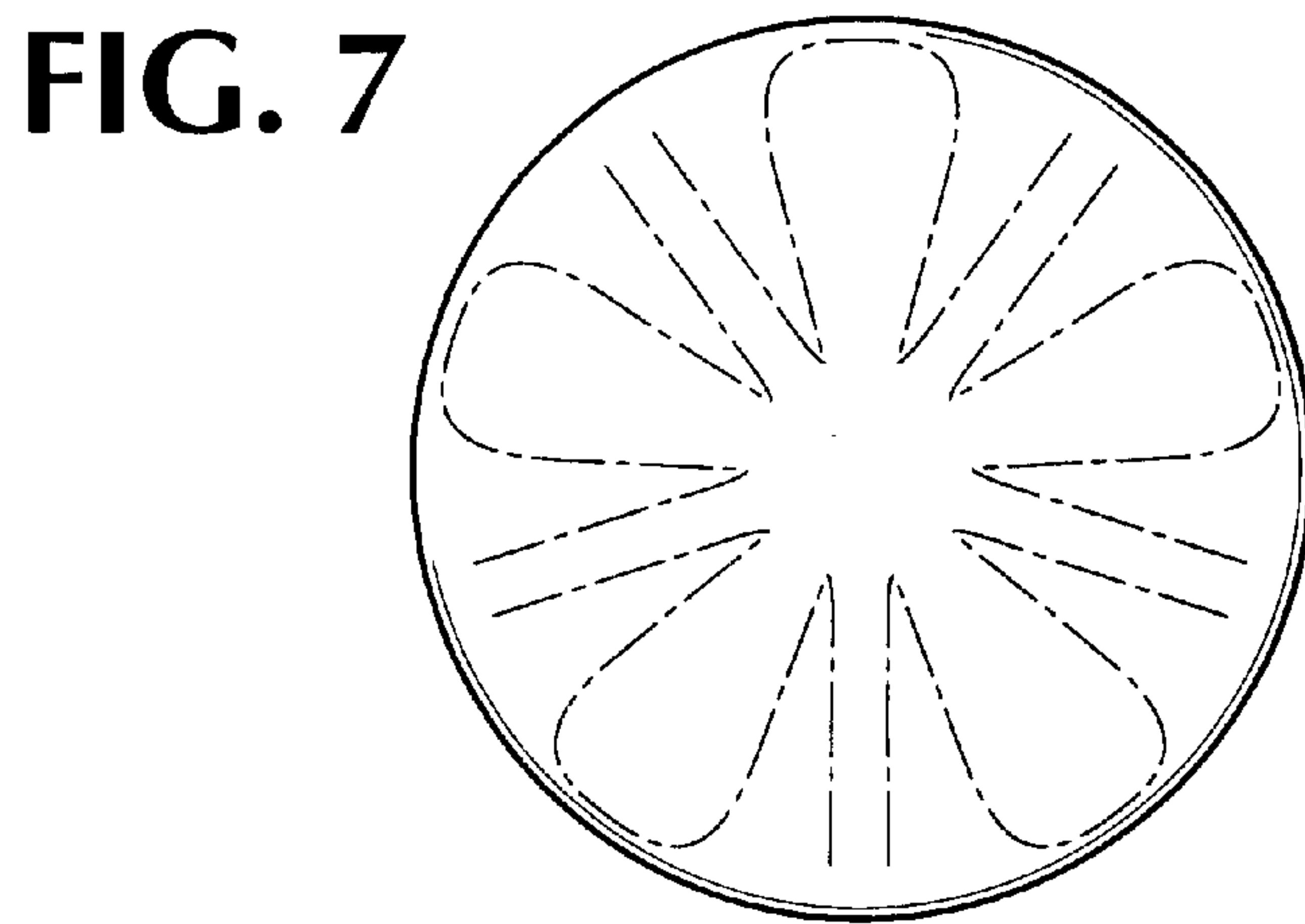
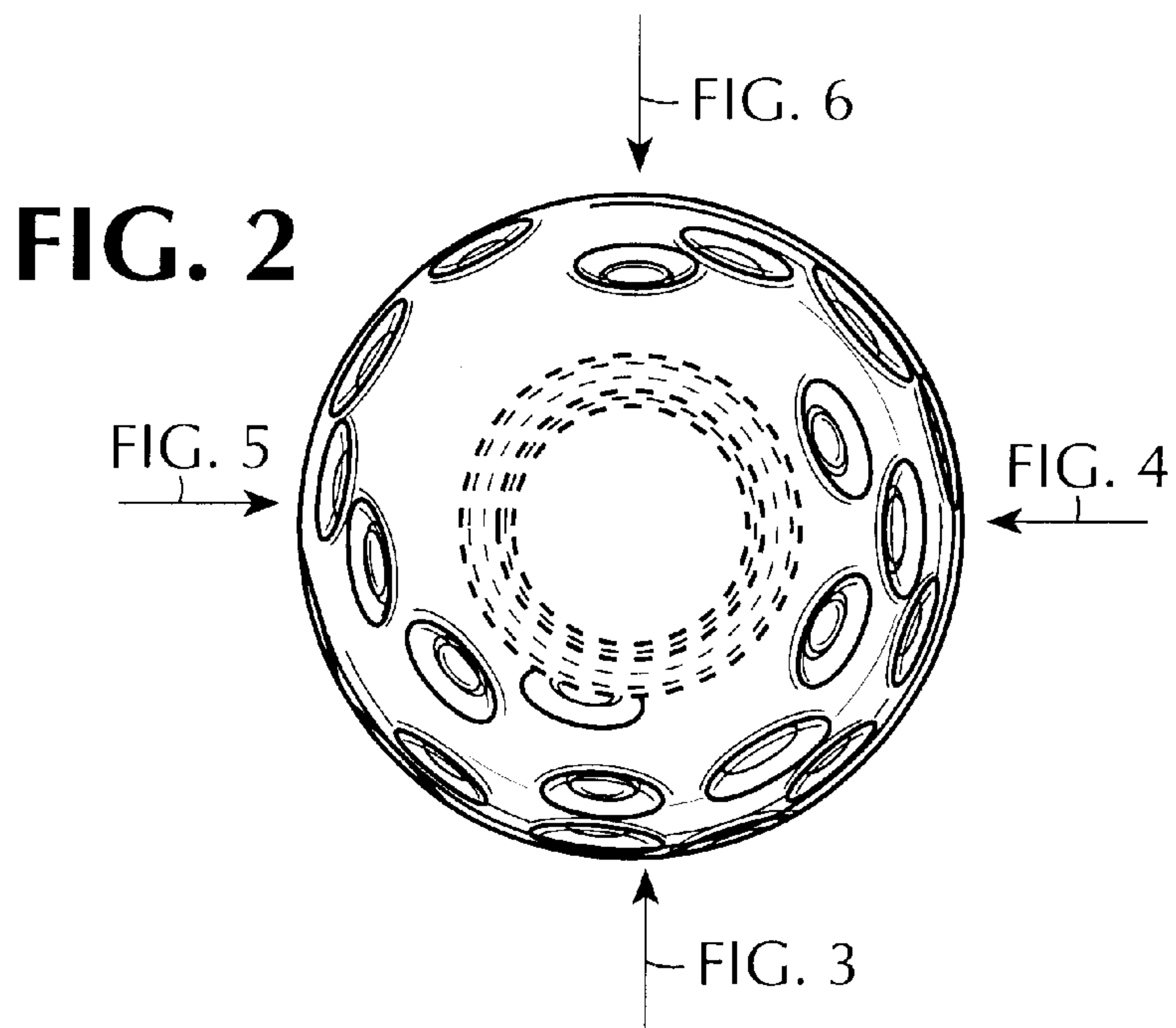



FIG. 1





**FIG. 8**



**FIG. 3**

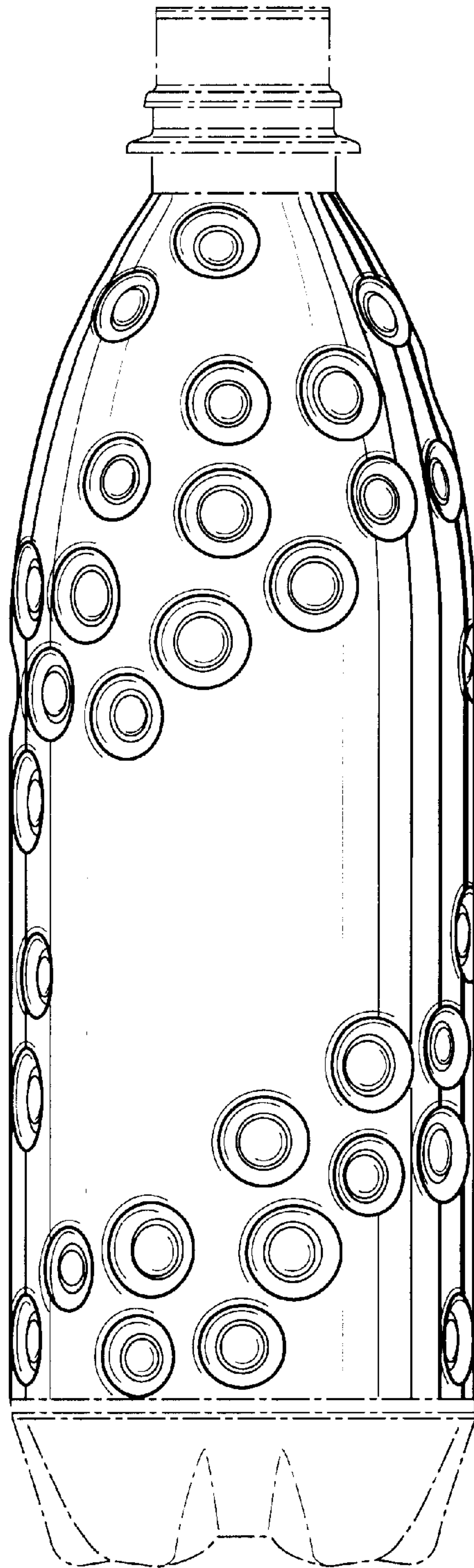




FIG. 4

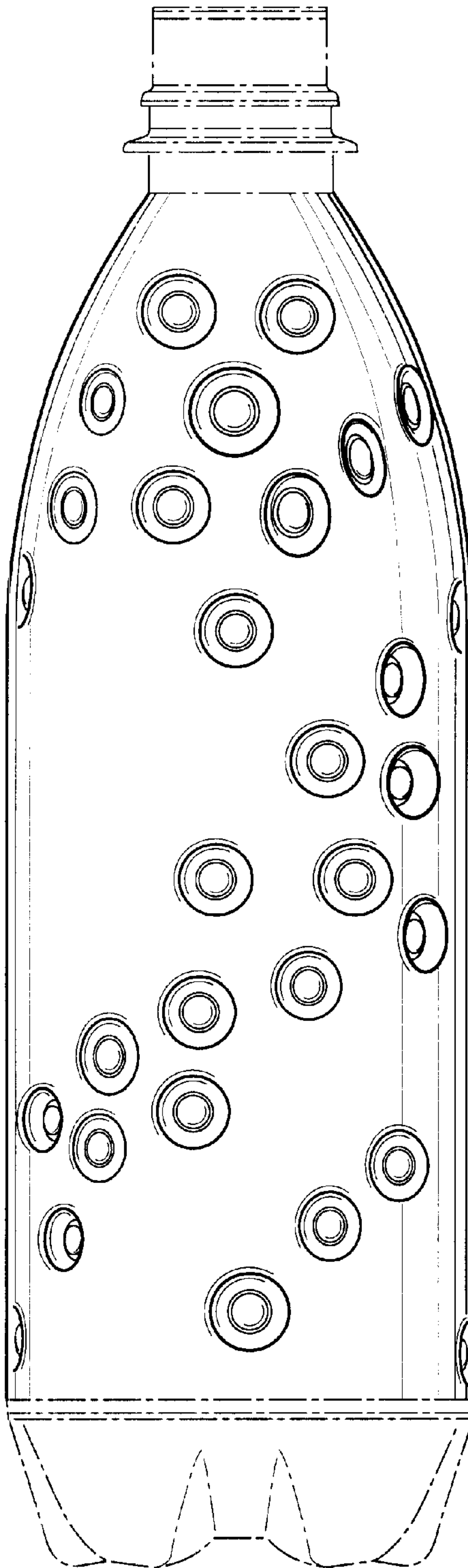


FIG. 5

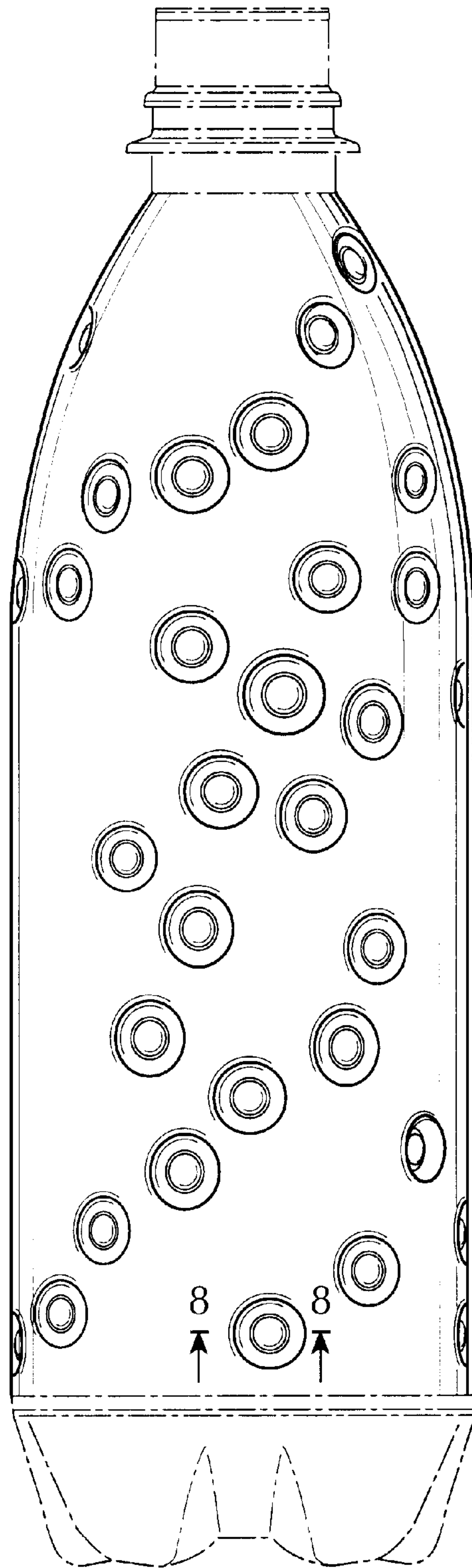


FIG. 6

