



US00D472470S

(12) **United States Design Patent** (10) **Patent No.:** **US D472,470 S**
Bretz et al. (45) **Date of Patent:** **** Apr. 1, 2003**

(54) **BOTTLE**

FOREIGN PATENT DOCUMENTS

(75) Inventors: **John Bretz**, Crystal Lake, IL (US);
Teri Weisheim, Barrington, IL (US);
David Piccioli, Auburn, NH (US);
Suppayan Krishnakumar, Nashua, NH (US)

JP 1009146 1/1989 B65D/1/02

OTHER PUBLICATIONS

(73) Assignee: **Stokely-Van Camp, Inc.**, Chicago, IL (US)

Packaging, Oct. 1987, p. 12, "Gatorade" bottle.*
 ISOSTAR bottle; Author and date unknown.
 GATORADE 20 oz. sport bottle; Author: Stokely-Van Camp, Inc.; Date: Mar. 15, 1992.
 SNAPPLE 32 oz. PET bottle; Author: Snapple Beverage Corp.; Date: 1996.
Gatorade Tests Bottle; Author: Mark Spaulding, *Packaging*, Oct. 1987 p. 10.

(**) Term: **14 Years**

(21) Appl. No.: **29/081,934**

Primary Examiner—Lucy Lieberman
 (74) *Attorney, Agent, or Firm*—Lars S. Johnson

(22) Filed: **Nov. 19, 1997**

Related U.S. Application Data

(57) **CLAIM**

(63) Continuation of application No. 29/064,099, filed on Dec. 6, 1996, now abandoned.

The ornamental design for a bottle, as shown and described.

(51) **LOC (7) Cl.** **09-01**
 (52) **U.S. Cl.** **D9/520; D9/538; D9/553; D9/554**

DESCRIPTION

(58) **Field of Search** D9/500–505, 545,
 D9/546, 538–540, 520, 556, 557, 553, 551,
 554; 215/370–375, 381–384

FIG. 1 is a perspective view of a bottle showing our new design;
 FIG. 2 is a front elevation of the bottle, the rear elevation is the same except for the conventional screw threading on the neck;
 FIG. 3 is a left side elevation, the right side elevation is the same except for the conventional screw threading on the neck;
 FIG. 4 is a top view the bottle depicted in FIG. 2;
 FIG. 5 is a bottom view of the bottle depicted FIG. 2;
 FIG. 6 is a perspective view of a second embodiment of a bottle as depicted in FIG. 1;
 FIG. 7 is a front elevation of the second embodiment, the rear elevation is the same except for the conventional screw threading on the neck;
 FIG. 8 is a left side elevation of the second embodiment, the right side elevation is the same except for the conventional screw threading on the neck; and,
 FIG. 9 is a top view of the bottle depicted in FIG. 7.
 The bottom of the second embodiment is the same as the bottom of the first embodiment.

(56) **References Cited**

U.S. PATENT DOCUMENTS

D292,269	S	10/1987	Jacobs et al.	D9/349
D295,382	S	4/1988	Rogler	D9/392
4,863,046	A *	9/1989	Collette et al.	215/381
4,907,709	A *	3/1990	Abe et al.	D9/538 X
D315,869	S	4/1991	Collette	D9/392
D320,154	S	9/1991	Alberghini et al.	D9/370
5,178,289	A *	1/1993	Krishnakumar	215/382
D334,342	S	3/1993	Thompson	D9/502
5,255,889	A *	10/1993	Collette et al.	D9/553 X
D345,693	S *	4/1994	Edstrom	D9/553
5,303,834	A *	4/1994	Krishnakumar	215/381
D348,606	S	7/1994	Edstrom	D9/332

(List continued on next page.)

1 Claim, 6 Drawing Sheets



US D472,470 S

Page 2

U.S. PATENT DOCUMENTS

5,337,909 A *	8/1994	Vaillencourt	215/383 X	D397,614 S *	9/1998	Krishnakumar	D9/538
D352,245 S *	11/1994	Krishnakumar et al.	D9/538	D411,453 S *	6/1999	Piccioli et al.	D9/520
5,704,503 A *	1/1998	Krishnakumar et al.	215/381	5,908,128 A *	6/1999	Krishnakumar et al.	215/381
5,759,653 A *	6/1998	Collette et al.					

* cited by examiner

FIG. 1

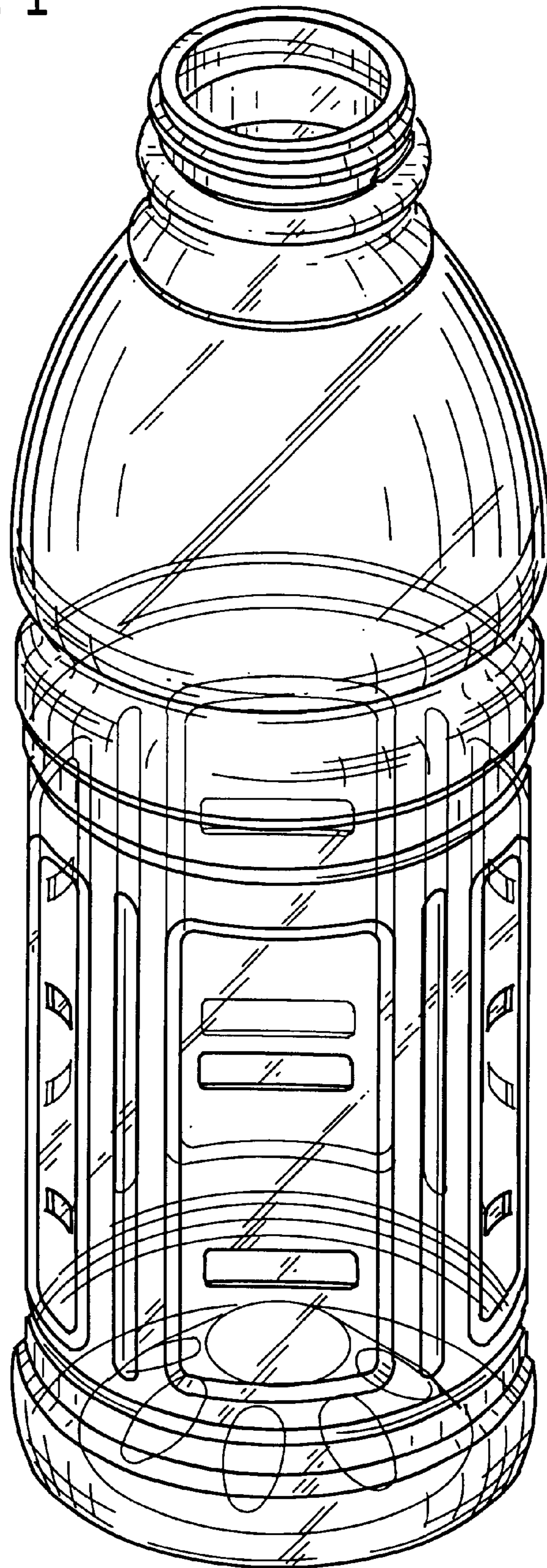


FIG. 2




FIG. 3

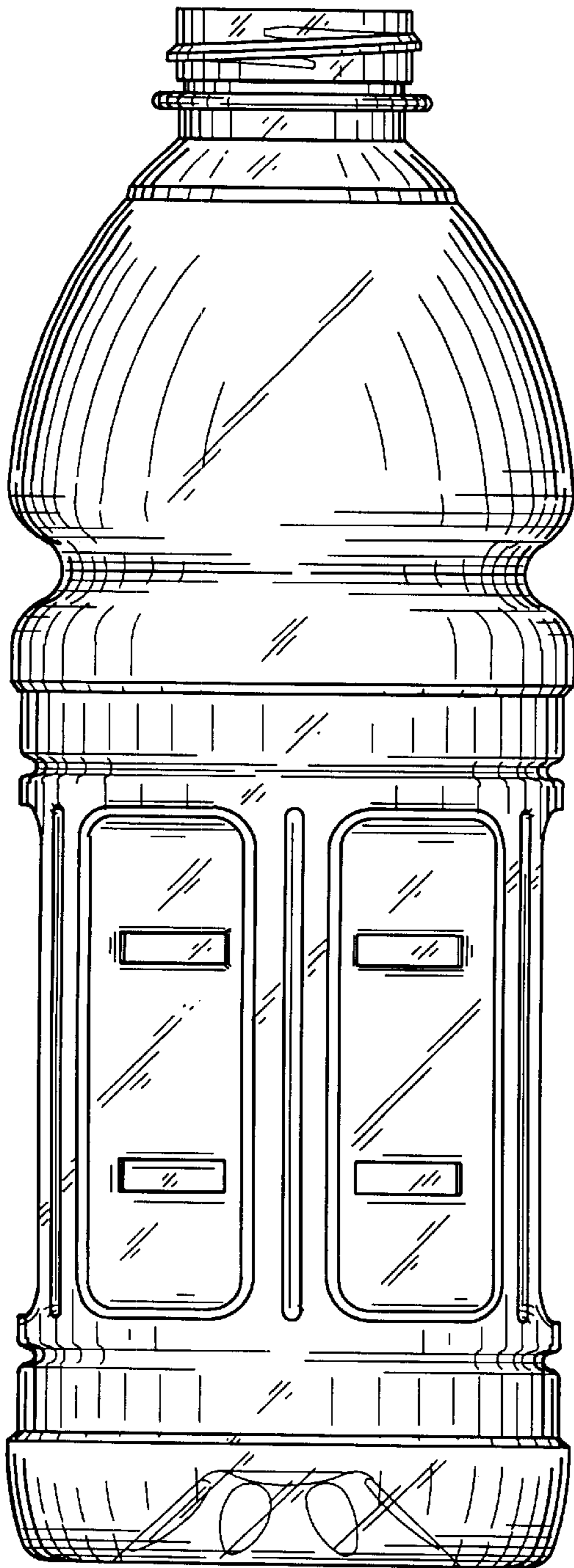


FIG. 4

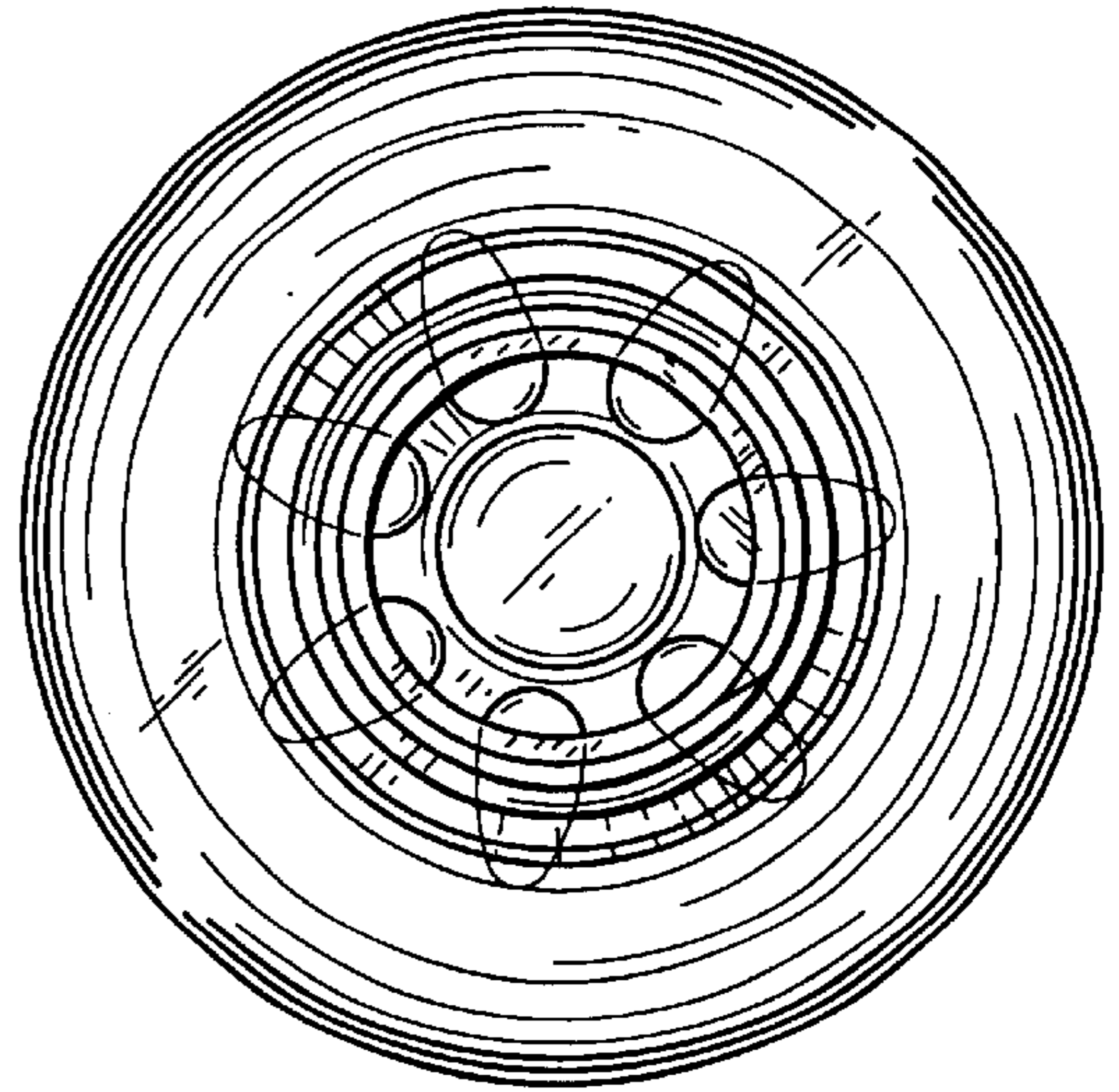


FIG. 5

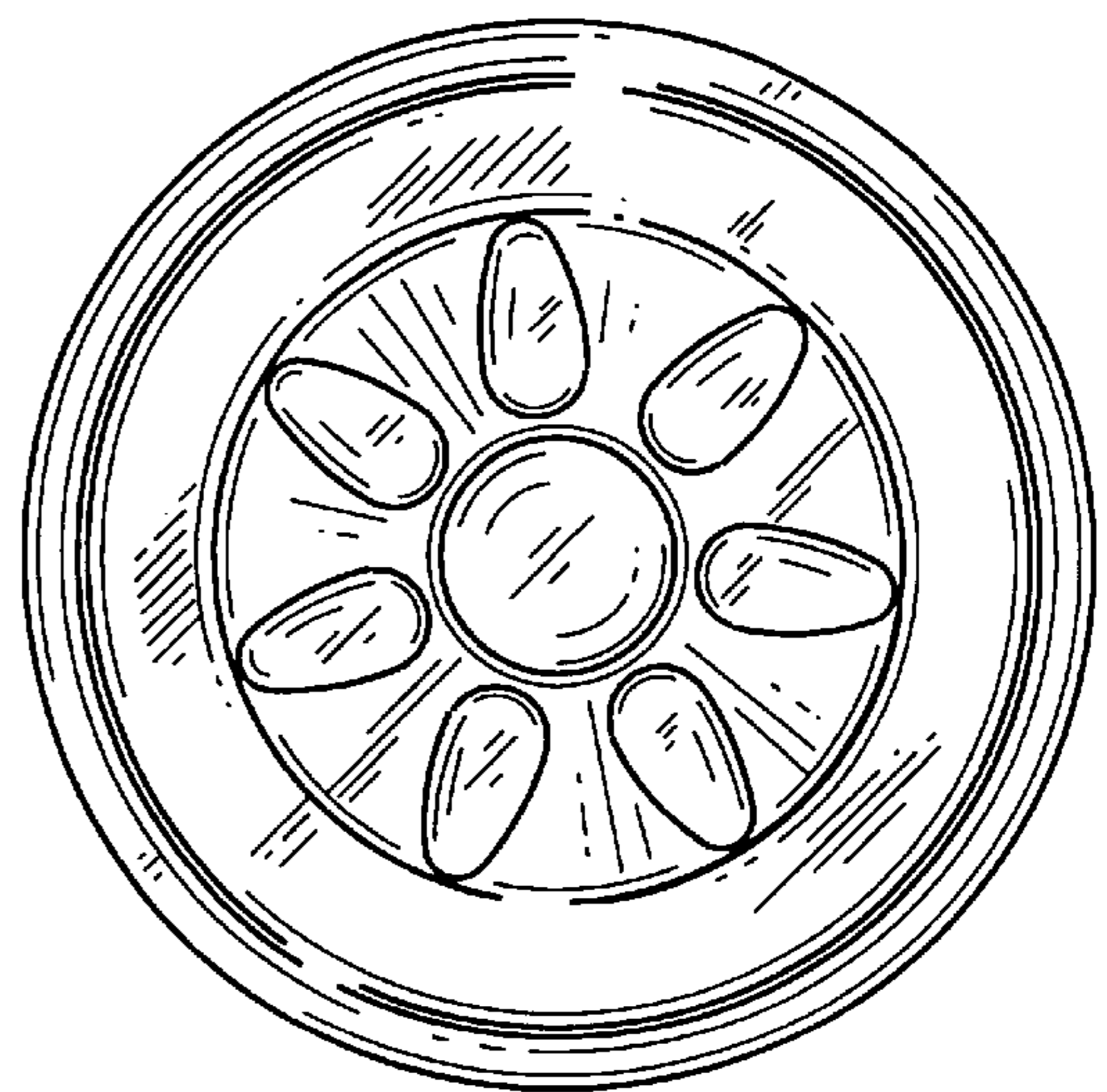


FIG. 6

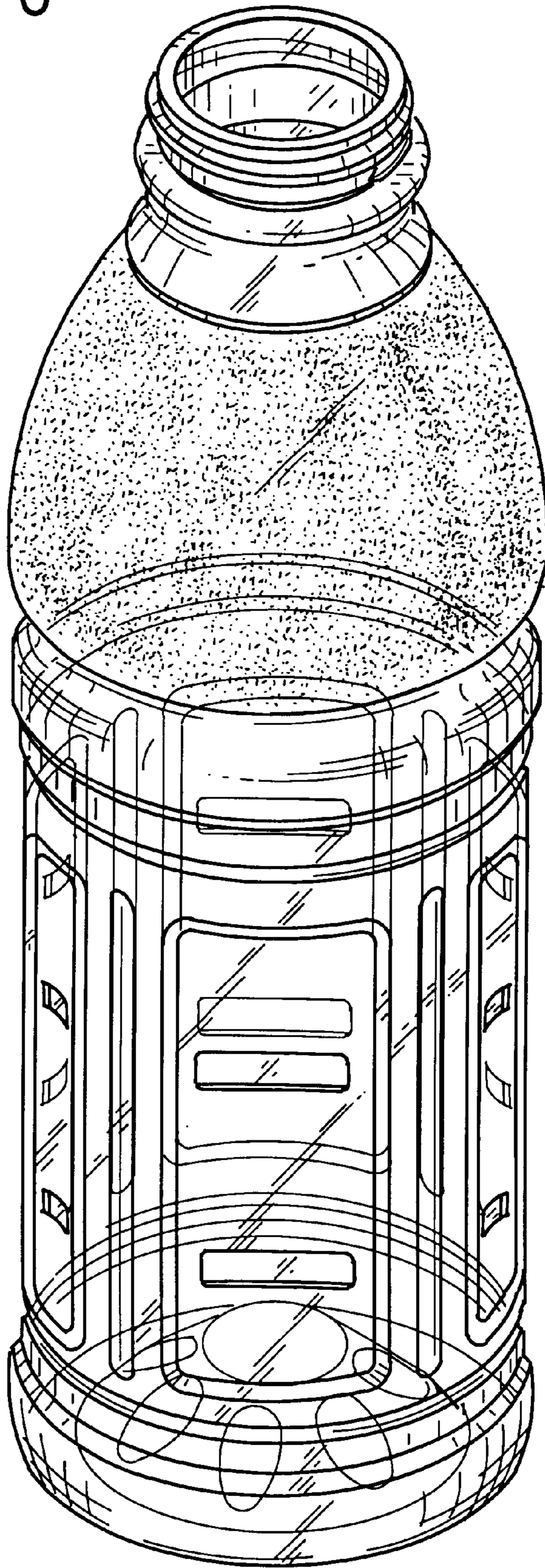


FIG. 7




FIG. 8




FIG. 9

