



US00D472462S

(12) **United States Design Patent**  
**Atkin et al.**

(10) **Patent No.:** **US D472,462 S**

(45) **Date of Patent:** **\*\* Apr. 1, 2003**

(54) **BRUSH BOX**

(75) Inventors: **Edward Atkin**, London (GB); **Graham Tulett**, London (GB)

(73) Assignee: **Cannon Rubber Limited**, London (GB)

(\*\*) Term: **14 Years**

(21) Appl. No.: **29/151,903**

(22) Filed: **Dec. 11, 2001**

(30) **Foreign Application Priority Data**

Jun. 11, 2001 (GB) ..... 2102460

(51) **LOC (7) Cl.** ..... **09-03**

(52) **U.S. Cl.** ..... **D9/415**

(58) **Field of Search** ..... D9/414, 415, 418,  
D9/337; 206/461-471, 806, 361, 362, 15.2,  
15.3, 362.4; 229/162

(56) **References Cited**

**U.S. PATENT DOCUMENTS**

- 3,077,978 A \* 2/1963 Krzyzanowski et al. . 206/362.4
- 4,019,632 A \* 4/1977 Greenlee ..... 206/463
- 5,465,453 A \* 11/1995 Landmeler ..... 206/362.4

- D429,461 S \* 8/2000 Rowlay ..... D9/415
- 6,162,476 A \* 12/2000 Shorin ..... 220/4.23
- D436,531 S \* 1/2001 Holmes et al. .... D9/415
- D438,462 S \* 3/2001 Nichol ..... D9/415
- D445,331 S \* 7/2001 Udwin et al. .... D9/415
- 6,276,529 B1 \* 8/2001 Feehan, Jr. .... 206/471
- D451,800 S \* 12/2001 Pryde et al. .... D9/415
- 6,390,430 B1 \* 5/2002 Hawley et al. .... 206/15.2

\* cited by examiner

*Primary Examiner*—Prabhakar Deshmukh

(74) *Attorney, Agent, or Firm*—Dilworth & Barrese LLP

(57) **CLAIM**

The ornamental design for a brush box, substantially as shown and described.

**DESCRIPTION**

FIG. 1 is a front perspective view of a brush box showing our new design;

FIG. 2 is a rear perspective view of the brush box shown in FIG. 1;


FIG. 3 is a front elevational view thereof;

FIG. 4 is a right side elevational view thereof;

FIG. 5 is a bottom perspective view thereof; and,

FIG. 6 is a perspective view thereof in open position.

**1 Claim, 3 Drawing Sheets**








FIG. 1




FIG. 2






FIG. 3




FIG. 4




FIG. 5






FIG. 6