



US00D472427S

(12) **United States Design Patent**
Dretzka

(10) **Patent No.:** **US D472,427 S**

(45) **Date of Patent:** **** Apr. 1, 2003**

(54) **CONTAINER**

(75) **Inventor:** **Philip C. Dretzka**, Cleveland Heights, OH (US)

(73) **Assignee:** **InterDesign, Inc.**, Solon, OH (US)

(**) **Term:** **14 Years**

(21) **Appl. No.:** **29/165,388**

(22) **Filed:** **Aug. 9, 2002**

(51) **LOC (7) Cl.** **07-01**

(52) **U.S. Cl.** **D7/523; D7/532**

(58) **Field of Search** **D7/507, 509, 523, D7/532; D6/535, 527; D34/1; 29/521; D11/143; D9/500; 220/604; 229/400; 206/519; 426/130**

(56) **References Cited**

U.S. PATENT DOCUMENTS

D104,449 S	*	5/1937	Hansen	D7/523
D106,973 S	*	11/1937	Hansen	D7/523
D107,987 S	*	1/1938	Fuerst	D7/523
D108,421 S	*	2/1938	Brill	D7/532
D120,135 S	*	4/1940	Morrison	D7/532
2,962,201 A	*	11/1960	Brillis et al.	229/400
3,194,423 A	*	7/1965	Malloff	215/383
3,207,109 A	*	9/1965	Hammargren et al.	29/521
D202,507 S	*	10/1965	Shelby	D7/523
3,215,325 A	*	11/1965	Shappell et al.	229/400
3,268,143 A	*	8/1966	Bolcato	229/400
D212,279 S	*	9/1968	Bennett	D7/532
3,471,075 A	*	10/1969	Wolf	220/400

3,495,733 A	*	2/1970	Davis	206/520
3,674,512 A	*	7/1972	Andros	426/130
3,696,987 A	*	10/1972	Schuff et al.	229/400
D248,916 S	*	8/1978	Reynolds et al.	D7/523
4,210,141 A	*	7/1980	Brockman et al.	604/78
D272,794 S	*	2/1984	Dart	D7/532
4,630,744 A	*	12/1986	Trombly	220/604
D292,883 S	*	11/1987	Griffin et al.	D9/500
D327,093 S	*	6/1992	Evenson	D19/85
D337,187 S	*	7/1993	Hampshire	D34/1
D343,485 S		1/1994	Hampshire		
D381,869 S	*	8/1997	Jeppesen et al.	D7/532
D412,232 S	*	7/1999	Anderson	D34/1
D457,389 S		5/2002	Snell		
D457,782 S		5/2002	Snell		
D463,715 S		10/2002	Dretzka		

* cited by examiner

Primary Examiner—M. N. Pandozzi

(74) *Attorney, Agent, or Firm*—D. Peter Hochberg; Katherine R. Vieyra; Sean Mellino


(57) **CLAIM**

The ornamental design for a container, as shown and described.

DESCRIPTION

FIG. 1 is a perspective view of a container embodying this invention;
FIG. 2 is a top view of the container shown in FIG. 1;
FIG. 3 is a side view of the container shown in FIG. 1; and,
FIG. 4 is a bottom view of the container shown in FIG. 1.

1 Claim, 2 Drawing Sheets






FIG-1

FIG-2


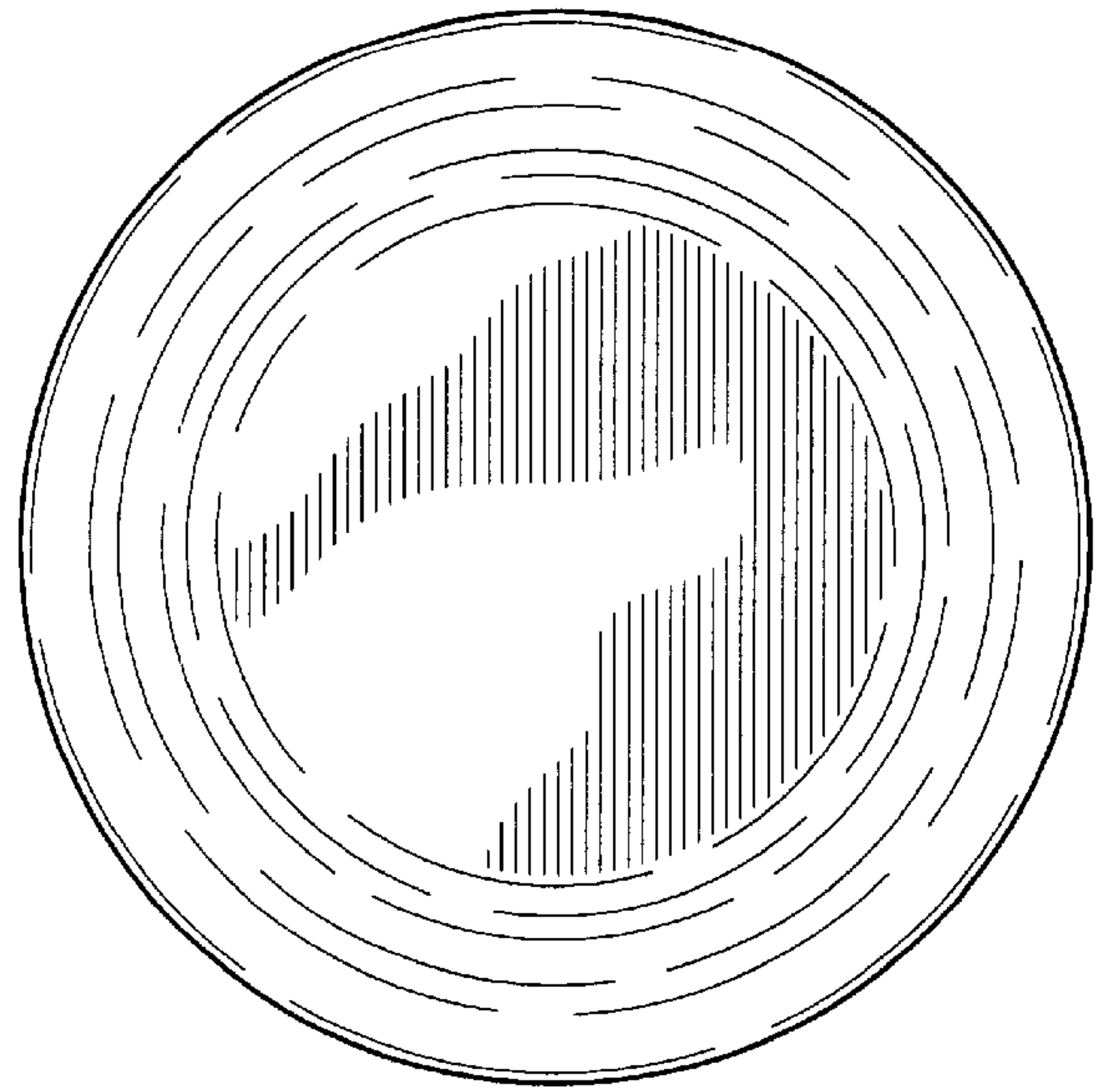


FIG-3

FIG-4

