



US00D472424S

(12) **United States Design Patent**  
**Shumway et al.**

(10) **Patent No.:** **US D472,424 S**

(45) **Date of Patent:** **\*\* Apr. 1, 2003**

(54) **SIPPER CUP LID**

(76) Inventors: **Craig S. Shumway**, 4506 Dartford Ct., Orlando, FL (US) 32826; **Amy M. Shumway**, 4506 Dartford Ct., Orlando, FL (US) 32826

(\*\*) Term: **14 Years**

(21) Appl. No.: **29/163,328**

(22) Filed: **Jul. 3, 2002**

(51) **LOC (7) Cl.** ..... **07-99**

(52) **U.S. Cl.** ..... **D7/392.1; D7/396.2; D7/900**

(58) **Field of Search** ..... D7/396.2, 392.1, D7/900, 901, 509, 507, 514, 515, 517, 300.2, 510, 511, 534; 220/662, 719, 927, 705, 714; 215/11.1, 388; 239/33; D9/307, 447, 451

(56) **References Cited**

**U.S. PATENT DOCUMENTS**

- D216,730 S \* 3/1970 Carslaw ..... D7/510
- 4,925,052 A \* 5/1990 Betka et al. .... 220/719
- D327,816 S \* 7/1992 Paullin ..... D7/515
- D327,817 S \* 7/1992 Paullin ..... D7/515
- D354,416 S \* 1/1995 Cautereels et al. .... D7/507

- D358,298 S \* 5/1995 Brown et al. .... D7/516
- D366,987 S \* 2/1996 Allegre ..... D7/510
- D385,748 S \* 11/1997 Iodice et al. .... D7/510
- D407,269 S \* 3/1999 Fletcher ..... D7/510
- D421,878 S \* 3/2000 Roehrig ..... D7/510
- D441,607 S \* 5/2001 Steinfels ..... D7/515

\* cited by examiner

*Primary Examiner*—M. N. Pandozzi

(74) *Attorney, Agent, or Firm*—James H. Beusse; Beusse Brownlee Bowdoin & Wolter, P.A.

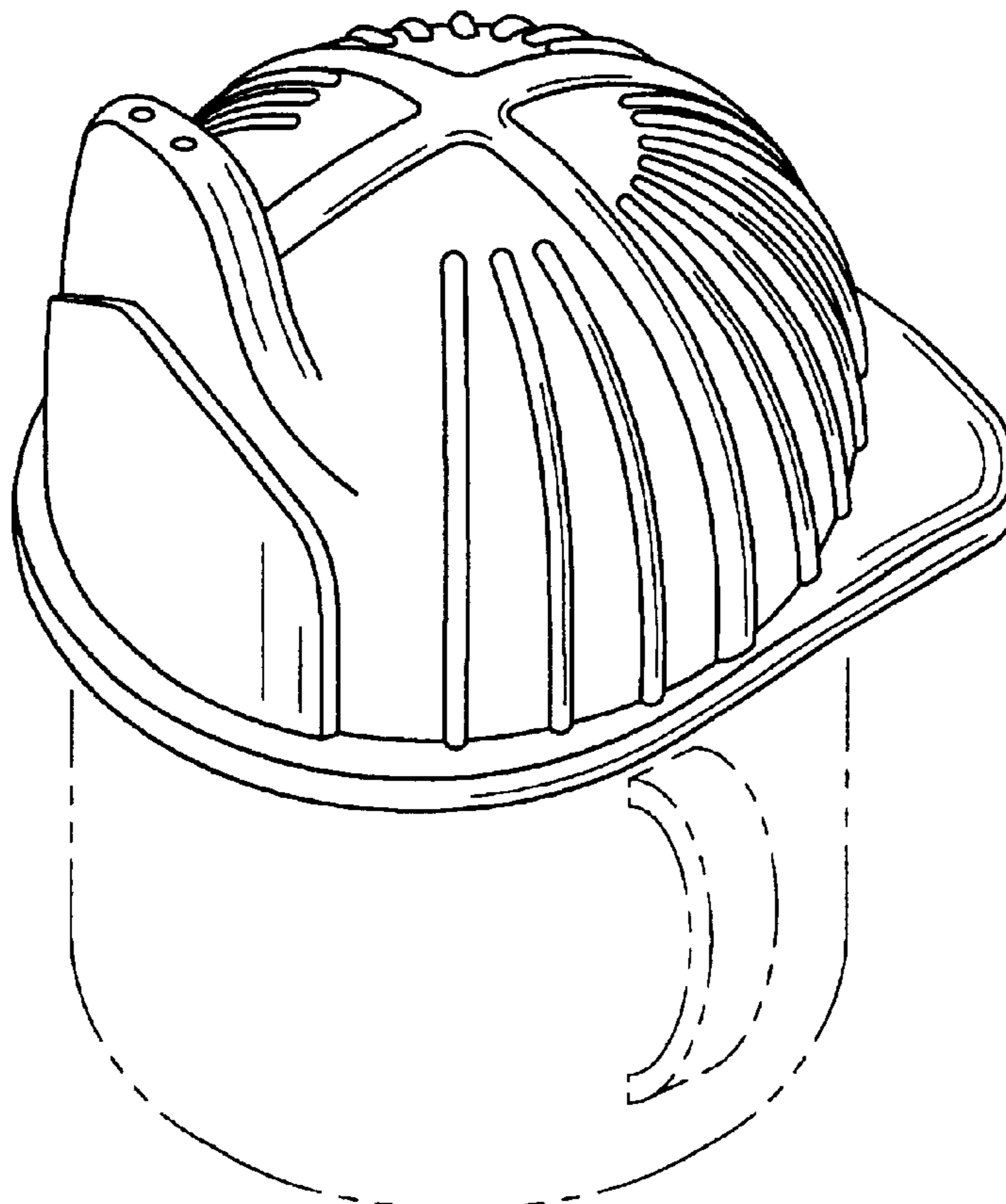
(57) **CLAIM**

The ornamental design for a sipper cup lid, as shown and described.

**DESCRIPTION**

FIG. 1 is a front perspective view of my design for a sipper cup lid;  
 FIG. 2 is a front elevation view of the design of FIG. 1;  
 FIG. 3 is a rear elevation view of the design of FIG. 1;  
 FIG. 4 is a right side elevation view of the design of FIG. 1;  
 FIG. 5 is a top plan view of the design of FIG. 1; and,  
 FIG. 6 is a bottom view of the design of FIG. 1.  
 It is to be understood that a left side view of the design of FIG. 1 is a mirror image of FIG. 4.

**1 Claim, 2 Drawing Sheets**



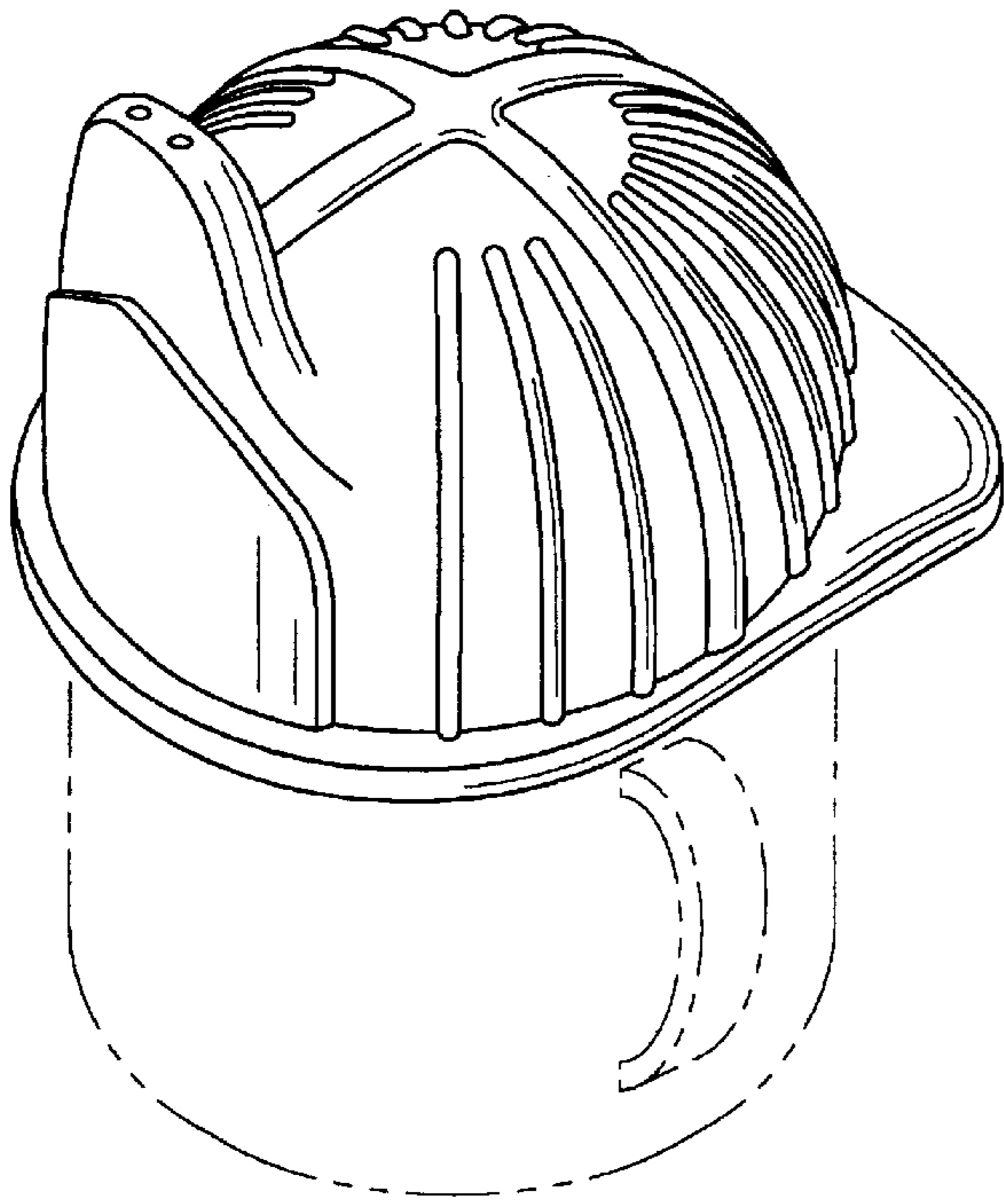


FIG. 1

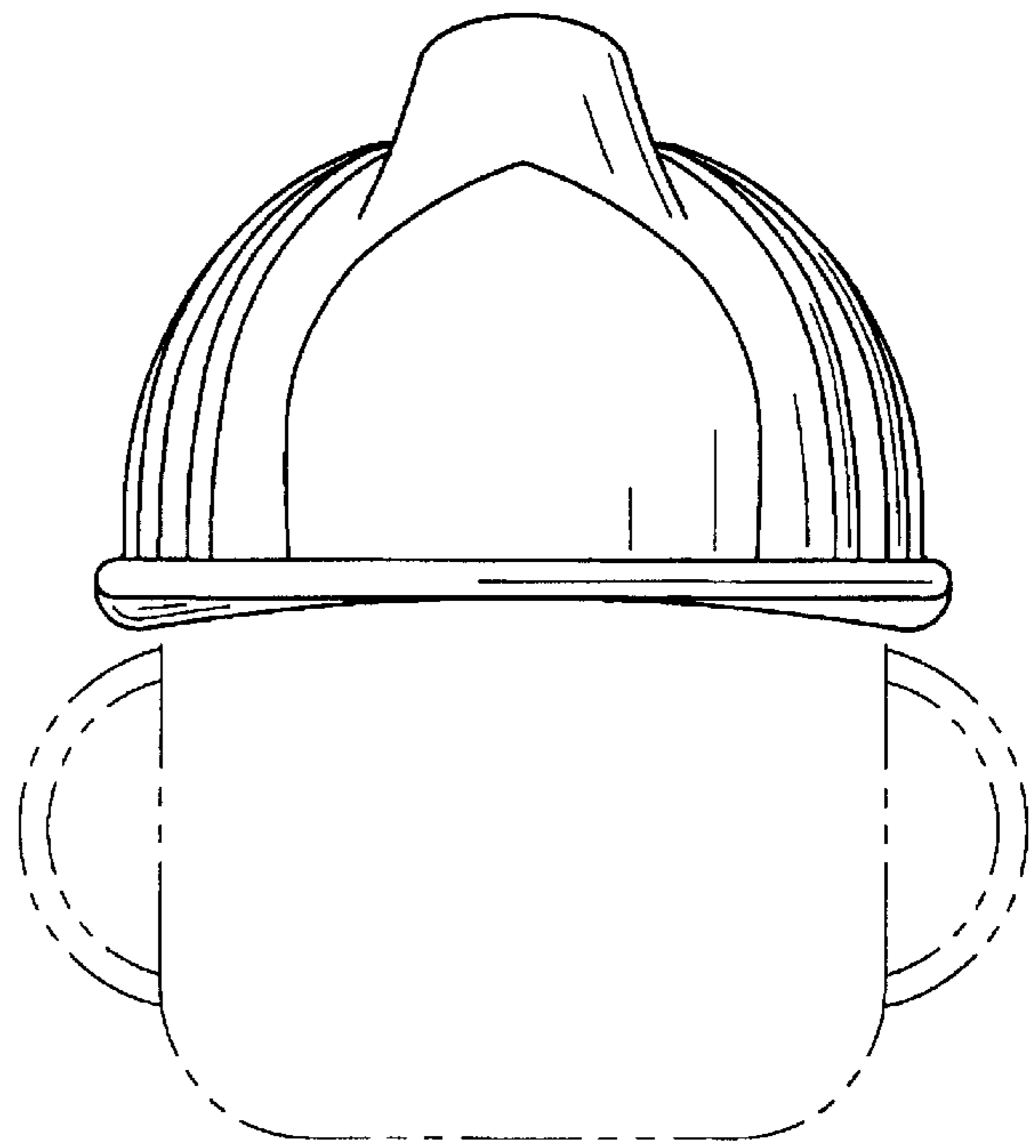


FIG. 2




FIG. 3

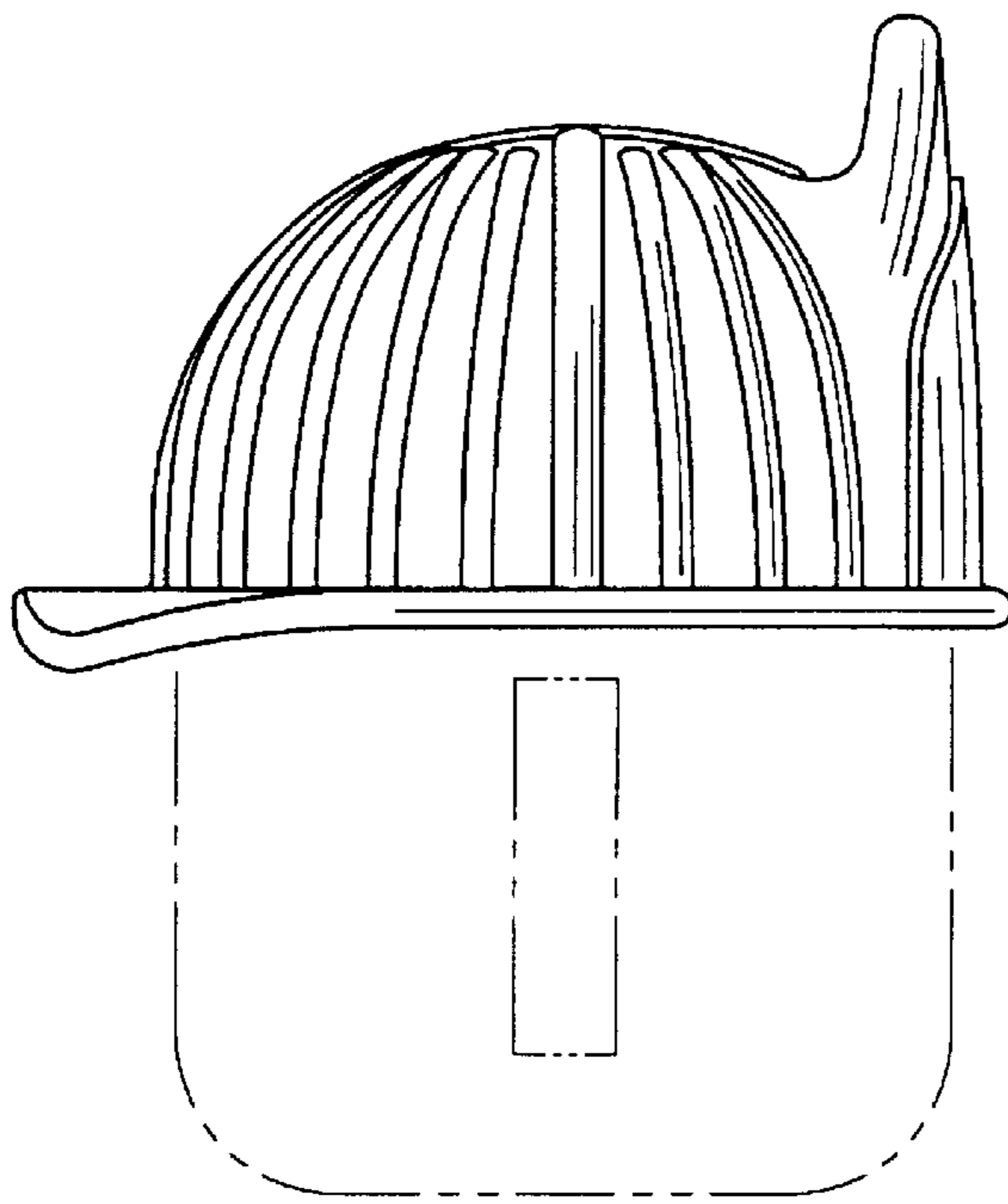


FIG. 4

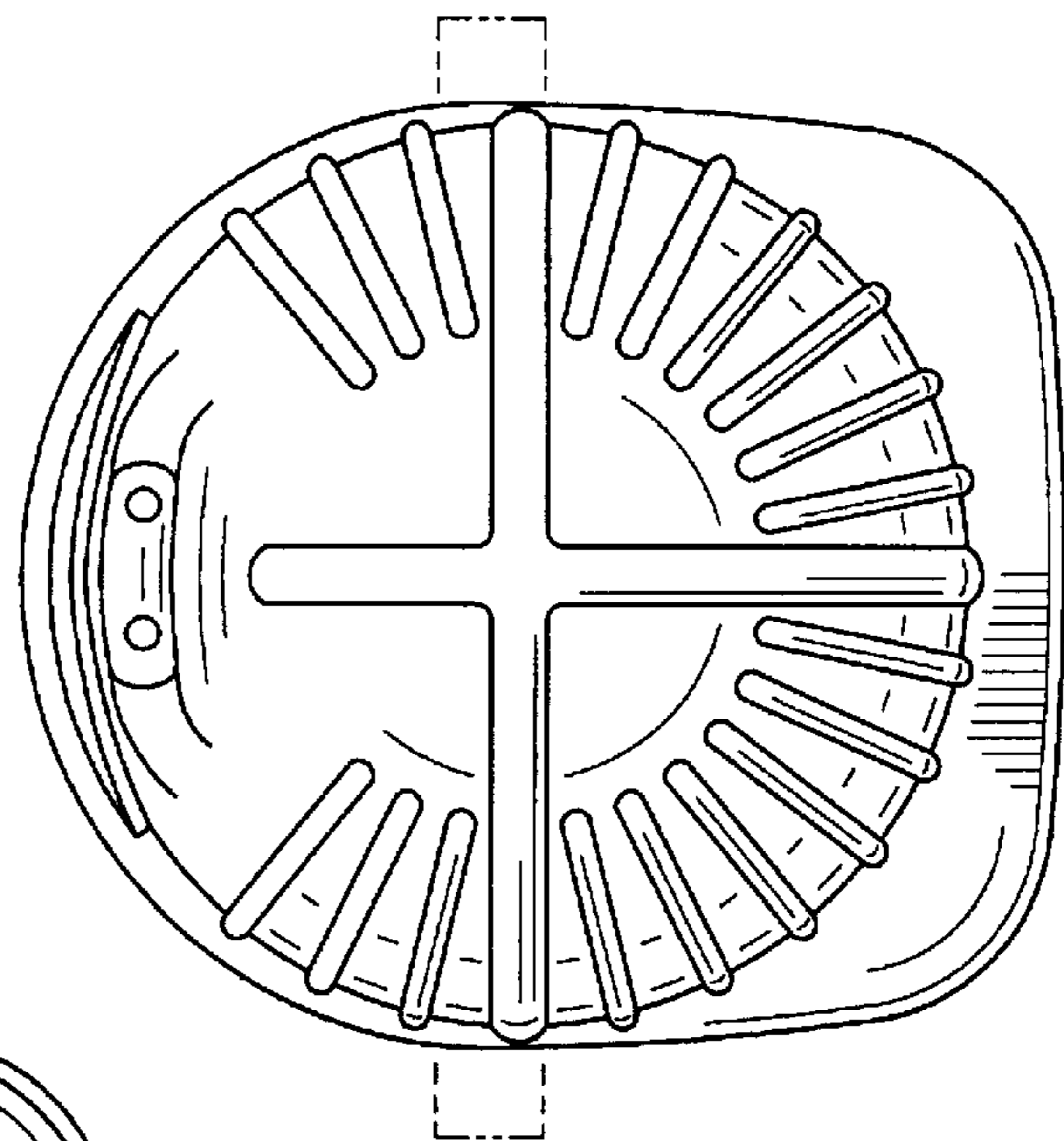


FIG. 5

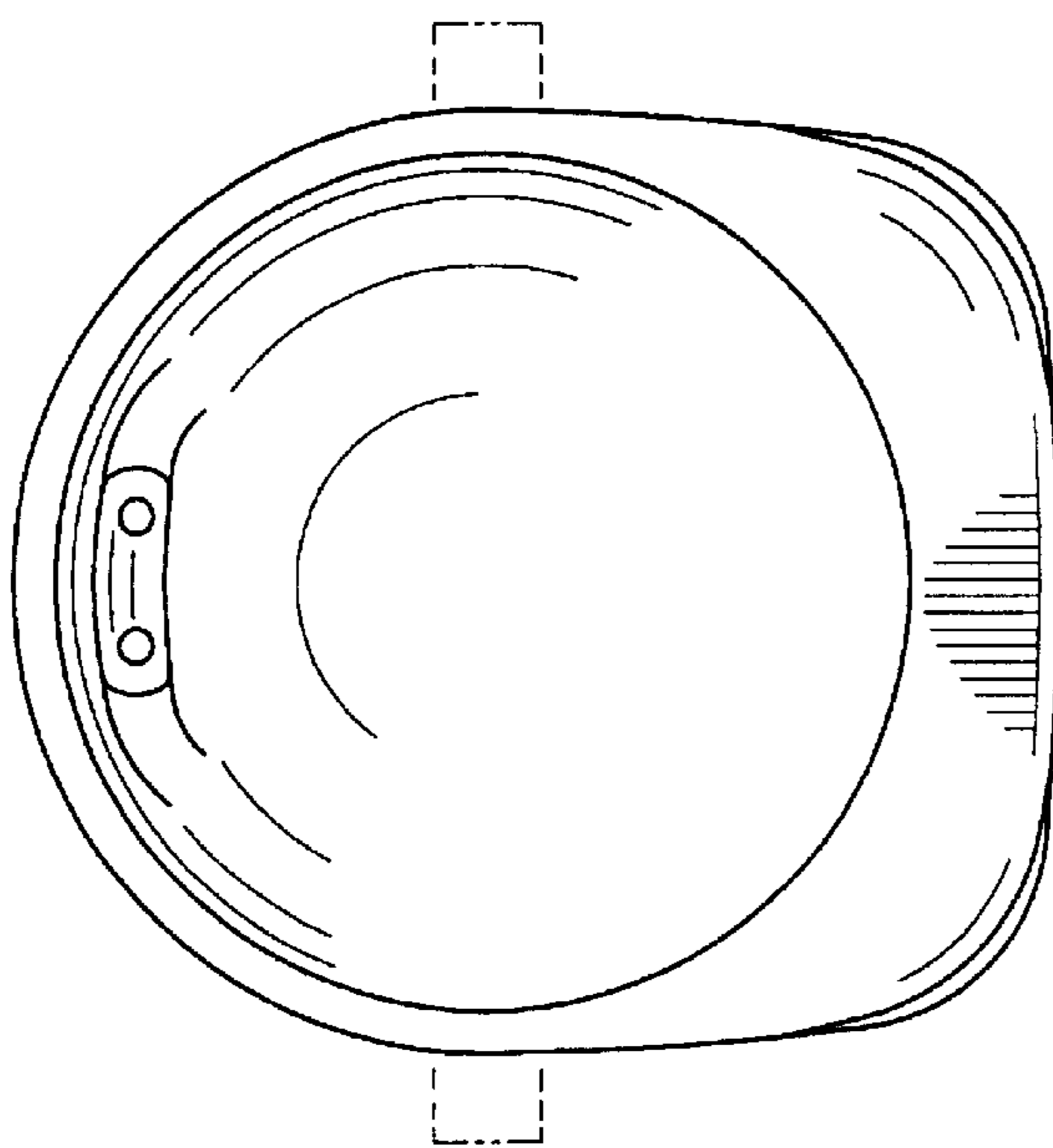


FIG. 6