



US00D472417S

(12) **United States Design Patent**  
**Hunt**

(10) **Patent No.:** **US D472,417 S**

(45) **Date of Patent:** **\*\* Apr. 1, 2003**

(54) **TOWEL BAR**

(75) **Inventor:** **Jill M. Hunt**, Lakewood, OH (US)

(73) **Assignee:** **Moen Incorporated**, North Olmsted, OH (US)

(\*\*) **Term:** **14 Years**

(21) **Appl. No.:** **29/159,465**

(22) **Filed:** **Apr. 22, 2002**

(51) **LOC (7) Cl.** ..... **06-04**

(52) **U.S. Cl.** ..... **D6/549**

(58) **Field of Search** ..... D6/546-50, 518,  
D6/522-24; D8/300, 307-308, 315-20;  
108/29; 211/13.1, 16, 60.1, 86.01, 87.01,  
88.04, 105.1-105.2, 106, 123, 181.1; 242/570,  
588-90, 597-98; 248/49, 175, 200-201,  
205.1, 251-54, 261, 302, 304, 309.1, 314-17

(56) **References Cited**

**U.S. PATENT DOCUMENTS**

D259,753 S	7/1981	Fleischmann et al.	
D328,215 S	7/1992	McKeone	
D329,347 S	9/1992	Gomes	
D374,361 S	10/1996	Lehn et al.	
D392,139 S	* 3/1998	Wu	D6/549
D409,030 S	5/1999	Sweetman	
D416,730 S	11/1999	Chen	
D417,112 S	11/1999	Chen	
D417,995 S	12/1999	Chen	
D425,742 S	5/2000	Duggan	
D426,095 S	* 6/2000	Chen	D6/549
D427,471 S	* 7/2000	Chen	D6/549

D432,840 S	10/2000	Solowiej	
D433,261 S	11/2000	Solowiej	
D434,934 S	12/2000	Solowiej	
D436,775 S	1/2001	Ming-Hsiao	
D437,717 S	2/2001	Solowiej	
D442,407 S	5/2001	Solowiej	
D449,477 S	10/2001	Travis	
D452,100 S	* 12/2001	Gilbert	D6/549
D452,792 S	* 1/2002	Gilbert et al.	D6/549
D454,742 S	* 3/2002	Meck et al.	D6/549
D454,743 S	* 3/2002	Ou-Young	D6/549
D455,592 S	* 4/2002	Ou-Young	D6/549
D463,187 S	* 9/2002	Gilbert	D6/549
D463,935 S	* 10/2002	Zhao	D6/549

\* cited by examiner

*Primary Examiner*—Brian N. Vinson  
(74) *Attorney, Agent, or Firm*—Cook, Alex, McFarron,  
Manzo, Cummings & Mehler, Ltd.


(57) **CLAIM**

The ornamental design for towel bar, as shown and described.

**DESCRIPTION**

FIG. 1 is a perspective view of my new design for a towel bar;  
FIG. 2 is a right side end view of the towel bar of FIG. 1,  
the left side being the same as the right side;  
FIG. 3 is a top view of the towel bar;  
FIG. 4 is a front view of the towel bar;  
FIG. 5 is a bottom view of the towel bar; and,  
FIG. 6 is a rear view of the towel bar.

**1 Claim, 3 Drawing Sheets**



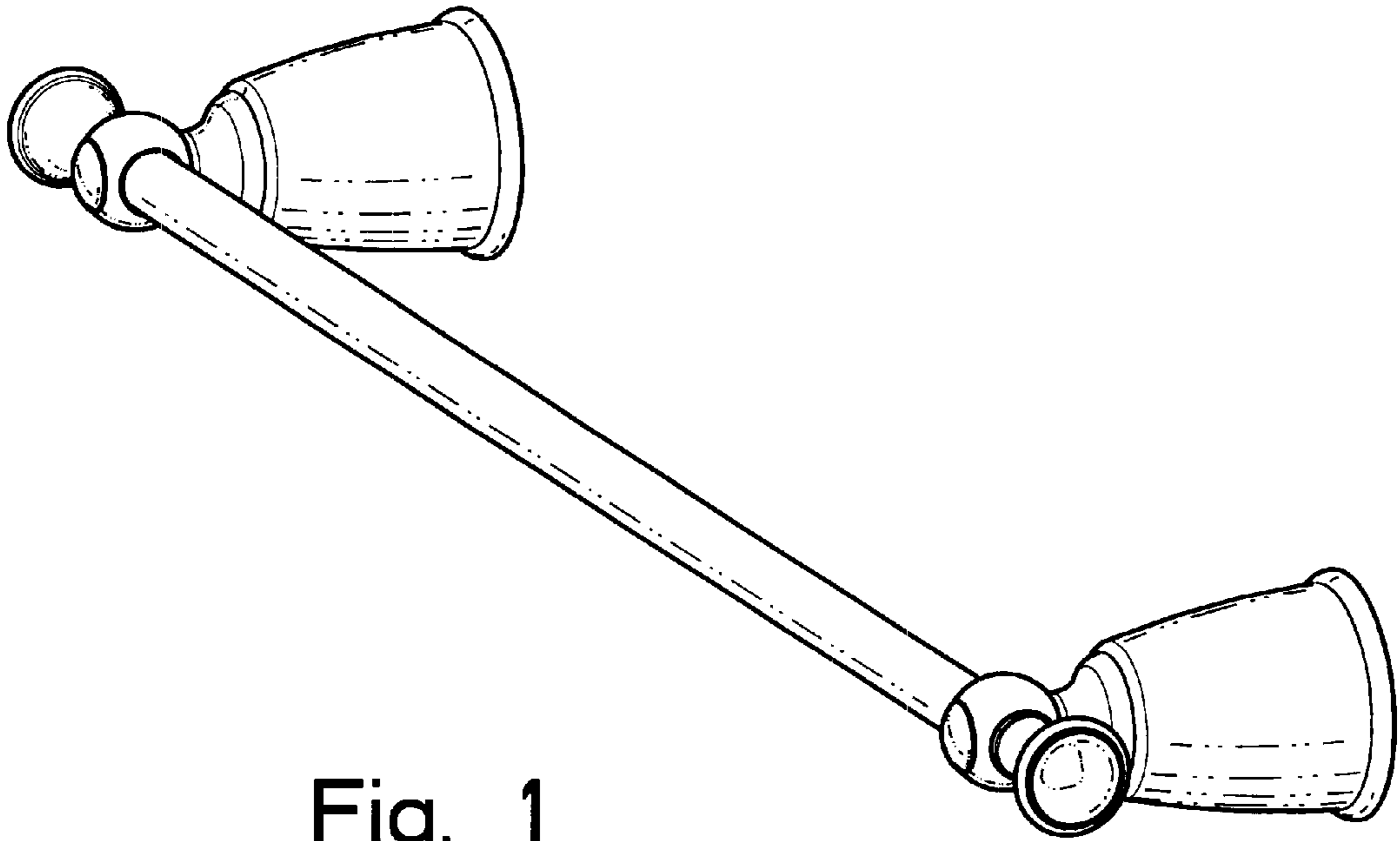


Fig. 1

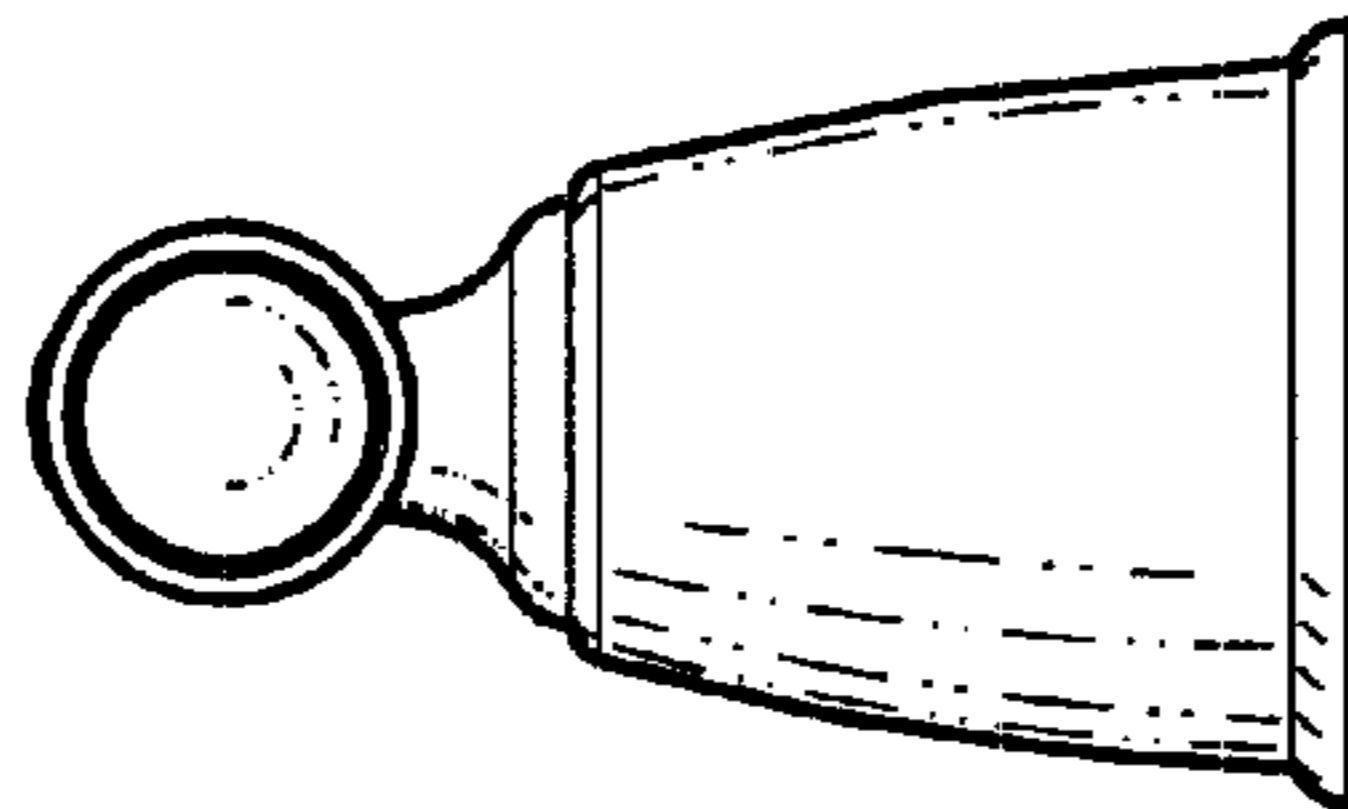


Fig. 2

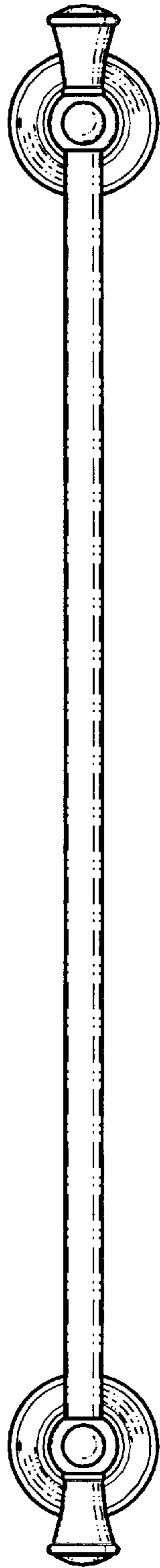


Fig. 4

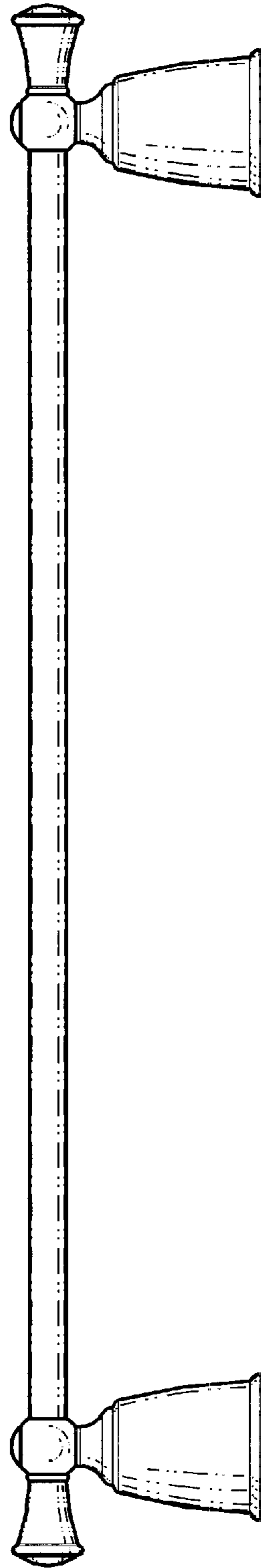


Fig. 3

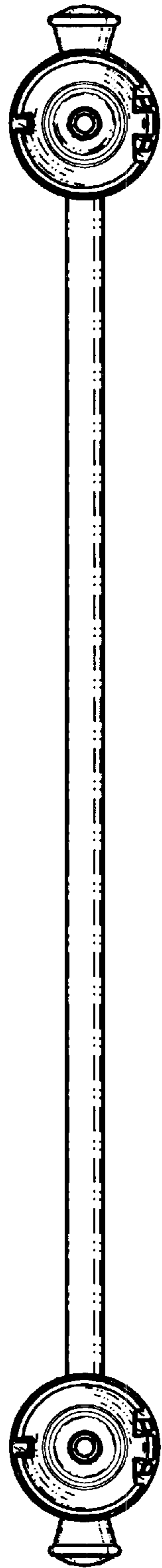


Fig. 6




Fig. 5