



US00D472411S

(12) **United States Design Patent**
Burke

(10) **Patent No.:** **US D472,411 S**

(45) **Date of Patent:** **** Apr. 1, 2003**

- (54) **SLIDE MEMBER**
- (75) Inventor: **Robert Paul Burke**, Laguna Niguel, CA (US)
- (73) Assignee: **Burke Display Systems, Inc.**, Dana Point, CA (US)
- (**) Term: **14 Years**

4,762,236 A	8/1988	Jackle, III et al.
4,821,894 A	4/1989	Dechirot
D300,994 S *	5/1989	Wolff D6/509
4,830,201 A	5/1989	Breslow
4,836,390 A	6/1989	Polvere
4,898,282 A	2/1990	Hawkinson et al.
4,899,893 A *	2/1990	Robertson 211/59.3
4,901,869 A	2/1990	Hawkinson et al.

(List continued on next page.)

- (21) Appl. No.: **29/145,917**
- (22) Filed: **Jul. 31, 2001**

Related U.S. Application Data

- (63) Continuation of application No. 29/101,014, filed on Feb. 23, 1999, now Pat. No. Des. 445,615.
- (51) **LOC (7) Cl.** **06-04**
- (52) **U.S. Cl.** **D6/509**
- (58) **Field of Search** D6/509, 511, 491, D6/463, 465, 466; D19/34.1, 34.2; 211/59.2, 59.3, 184; 108/60, 61; 312/71; 160/135

(56) **References Cited**

U.S. PATENT DOCUMENTS

2,110,299 A	3/1938	Hinkle
2,652,154 A *	9/1953	Stevens 211/59.3
2,934,212 A	4/1960	Jacobsori
3,161,295 A	12/1964	Chesley
3,308,961 A	3/1967	Chesley
D256,301 S *	8/1980	Cutts D6/509
4,300,693 A	11/1981	Spamer
4,303,162 A	12/1981	Suttles
4,504,100 A	3/1985	Chaumard
4,724,968 A	2/1988	Wombacher
4,730,741 A	3/1988	Jackle, III et al.

OTHER PUBLICATIONS

VP-2 Assembly Instructions (Level 1), Space Management Systems, Inc. Oct. 1990.
Four Photographs of Two Slide Members, no date known.

Primary Examiner—Prabhakar Deshmukh
(74) *Attorney, Agent, or Firm*—Knobbe, Martens, Olson & Bear, LLP


(57) **CLAIM**

The ornamental design for a slide member, as shown and described.

DESCRIPTION

FIG. 1 is a perspective view of a slide member of the present invention, illustrating the slide member in connection with a track system;
FIG. 2 is a front elevational view of the slide member;
FIG. 3 is a right side elevational view of the slide member;
FIG. 4 is a left side elevational view of the slide member;
FIG. 5 is a top plan view of the slide member;
FIG. 6 is a back elevation view of the slide member; and,
FIG. 7 is a bottom plan view of the slide member.
The broken lines are for illustrative purpose only and forms no part of the claimed design.

1 Claim, 2 Drawing Sheets



US D472,411 S

Page 2

U.S. PATENT DOCUMENTS

4,907,707 A	3/1990	Crum	5,562,217 A	10/1996	Salveson et al.
5,012,936 A	5/1991	Crum	5,605,237 A	2/1997	Richardson et al.
D318,769 S *	8/1991	Marchiony et al. D6/509	5,634,564 A	6/1997	Spamer et al.
5,069,349 A	12/1991	Wear et al.	5,638,963 A	6/1997	Finnelly et al.
5,111,942 A	5/1992	Bernardin	5,665,304 A	9/1997	Heinen et al.
5,123,546 A	6/1992	Crum	5,673,801 A	10/1997	Markson
5,190,186 A	3/1993	Yablans et al.	5,685,664 A	11/1997	Parham et al.
5,203,463 A	4/1993	Gold	5,746,328 A	5/1998	Beeler et al.
5,240,126 A	8/1993	Foster et al.	5,806,690 A	9/1998	Johnson et al.
5,265,738 A	11/1993	Yablans et al.	5,839,588 A	11/1998	Hawkinson
5,353,939 A	10/1994	Beeler et al.	5,855,281 A *	1/1999	Rabas 211/175
5,366,033 A	11/1994	Koivisto	5,855,283 A	1/1999	Johnson
5,366,099 A	11/1994	Schmid	5,873,489 A	2/1999	Ide et al.
5,390,802 A	2/1995	Pappagallo et al.	5,878,895 A	3/1999	Springs
5,413,229 A	5/1995	Zuberbuhler et al.	5,881,910 A	3/1999	Rein
5,450,968 A	9/1995	Bustos	5,992,652 A *	11/1999	Springs 211/59.3
5,450,969 A	9/1995	Johnson et al.	5,992,653 A	11/1999	Anderson et al.
5,469,976 A	11/1995	Burchell	6,082,557 A	7/2000	Leahy
5,542,552 A	8/1996	Yablans et al.	6,142,317 A *	11/2000	Merl 211/59.3

* cited by examiner

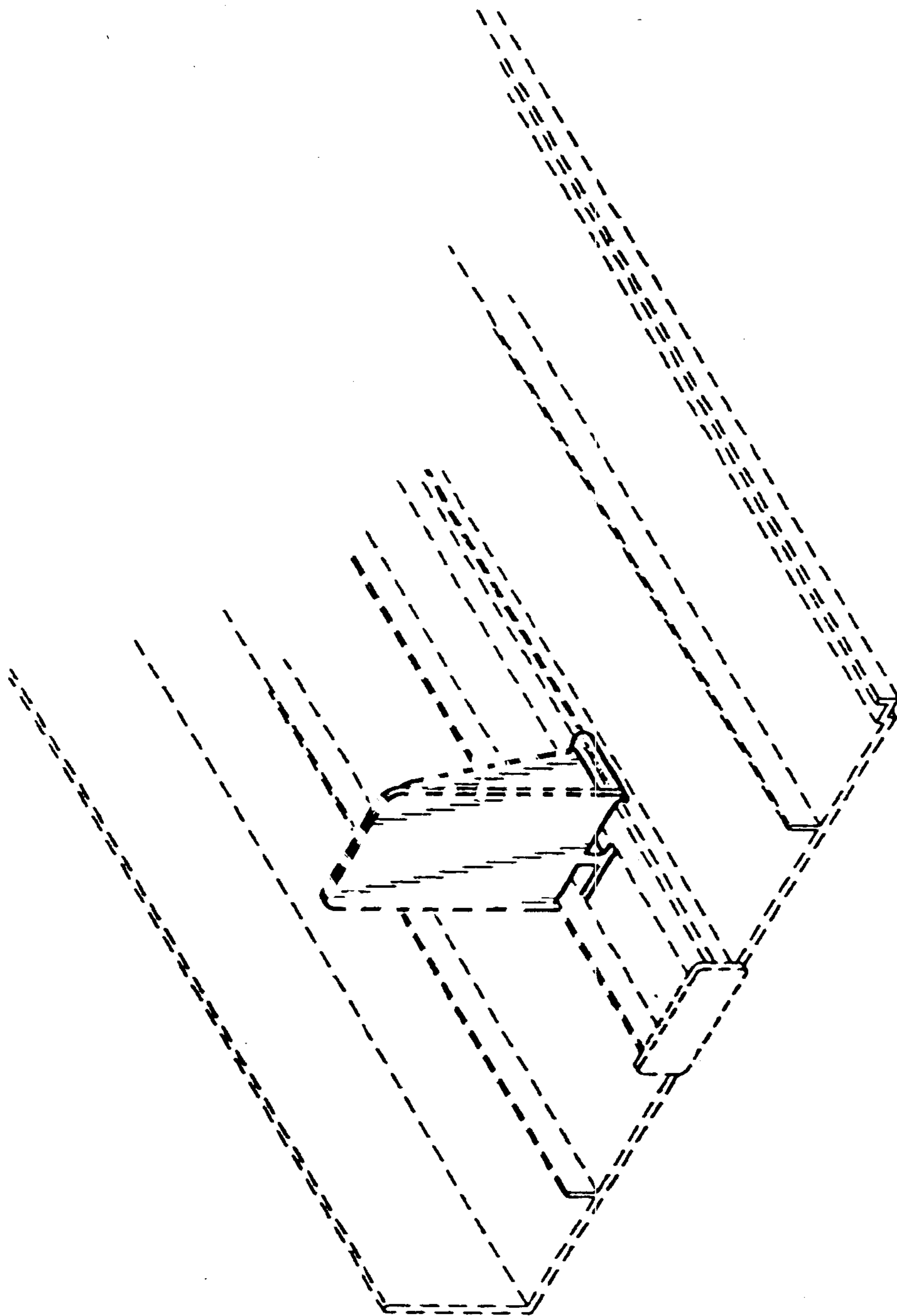


FIG. 1

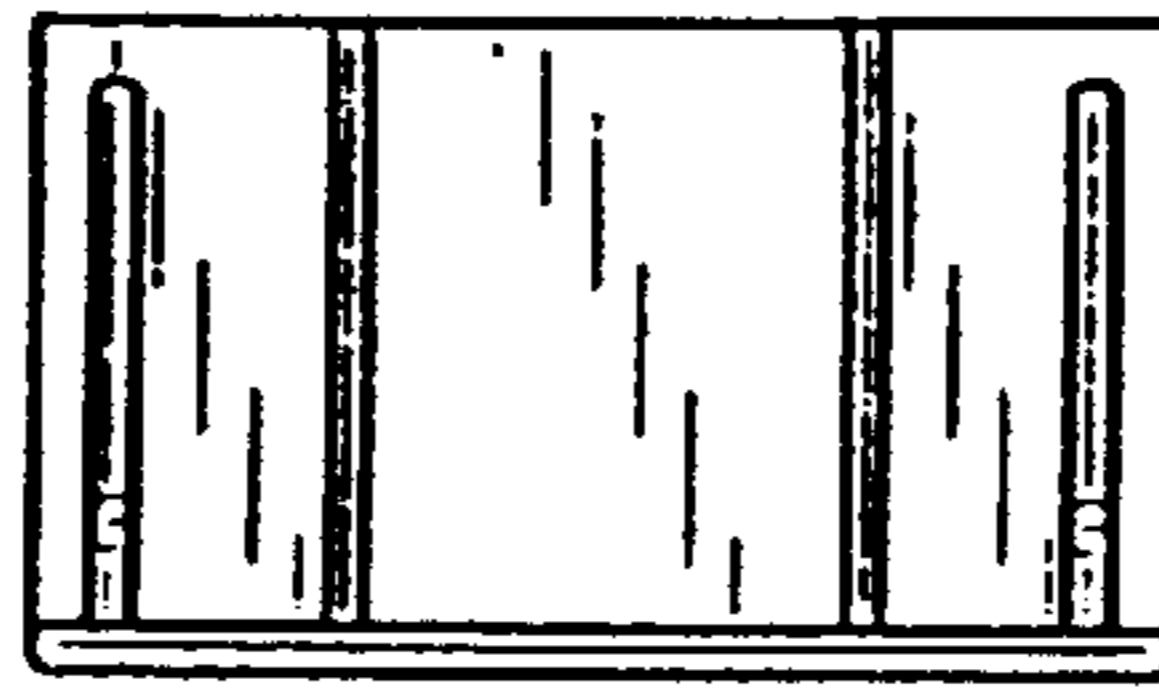


FIG. 5




FIG. 4




FIG. 2

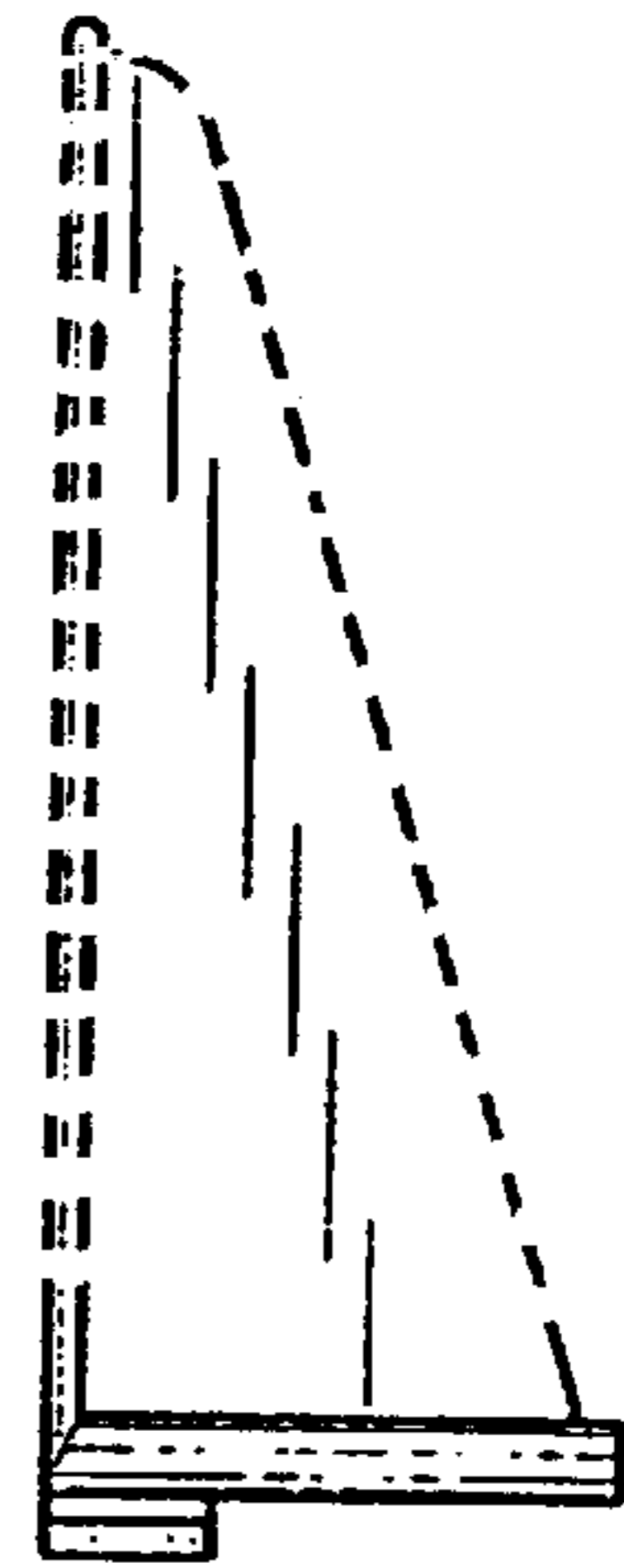


FIG. 3




FIG. 6

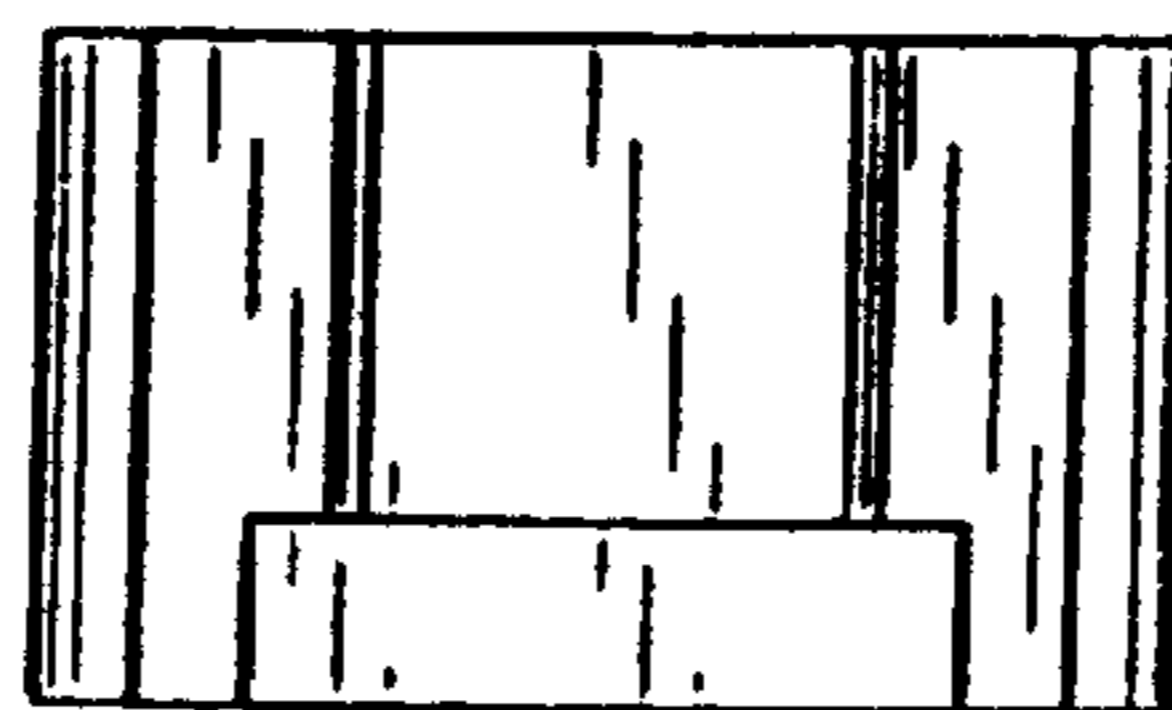


FIG. 7