



US00D472389S

(12) **United States Design Patent**
Vasudeva

(10) **Patent No.:** **US D472,389 S**

(45) **Date of Patent:** **** Apr. 1, 2003**

(54) **HOLDER FOR DRILL BITS AND THE LIKE**

D412,844 S * 8/1999 Kopala, Jr. D9/415

D418,406 S * 1/2000 Liao D9/415

D433,627 S * 11/2000 Vasudeva D9/415

(75) Inventor: **Kailash C. Vasudeva, Waterloo (CA)**

(73) Assignee: **Maxtech Manufacturing Inc., Waterloo (CA)**

* cited by examiner

(**) Term: **14 Years**

Primary Examiner—Philip S. Hyder

(74) *Attorney, Agent, or Firm*—R. Craig Armstrong; Borden Ladner Gervais LLP

(21) Appl. No.: **29/163,552**

(57) **CLAIM**

(22) Filed: **Jul. 9, 2002**

I claim the ornamental design for a holder for drill bits and the like, as shown and described.

Related U.S. Application Data

DESCRIPTION

(62) Division of application No. 29/141,441, filed on May 8, 2001, now Pat. No. Des. 464,486.

FIG. 1 is an elevational perspective view of a holder for drill bits and the like.

(51) **LOC (7) Cl.** **03-01**

FIG. 2 is a top plan view of the holder for drill bits and the like.

(52) **U.S. Cl.** **D3/315; D3/905; D9/415**

FIG. 3 is a side view of the holder for drill bits and the like, seen from a latch side.

(58) **Field of Search** **D3/273, 315, 905; D9/415; 206/349, 373, 379**

FIG. 4 is a front plan view of the holder for drill bits and the like.

(56) **References Cited**

FIG. 5 is a bottom plan view of the holder for drill bits and the like.

U.S. PATENT DOCUMENTS

4,260,057 A * 4/1981 Wall-Andersen 206/379

FIG. 6 is a side view of the holder for drill bits and the like, seen from a hinge side; and,

4,619,364 A * 10/1986 Czopor, Jr. 206/379

FIG. 7 is a back plan view of the holder for drill bits and the like.

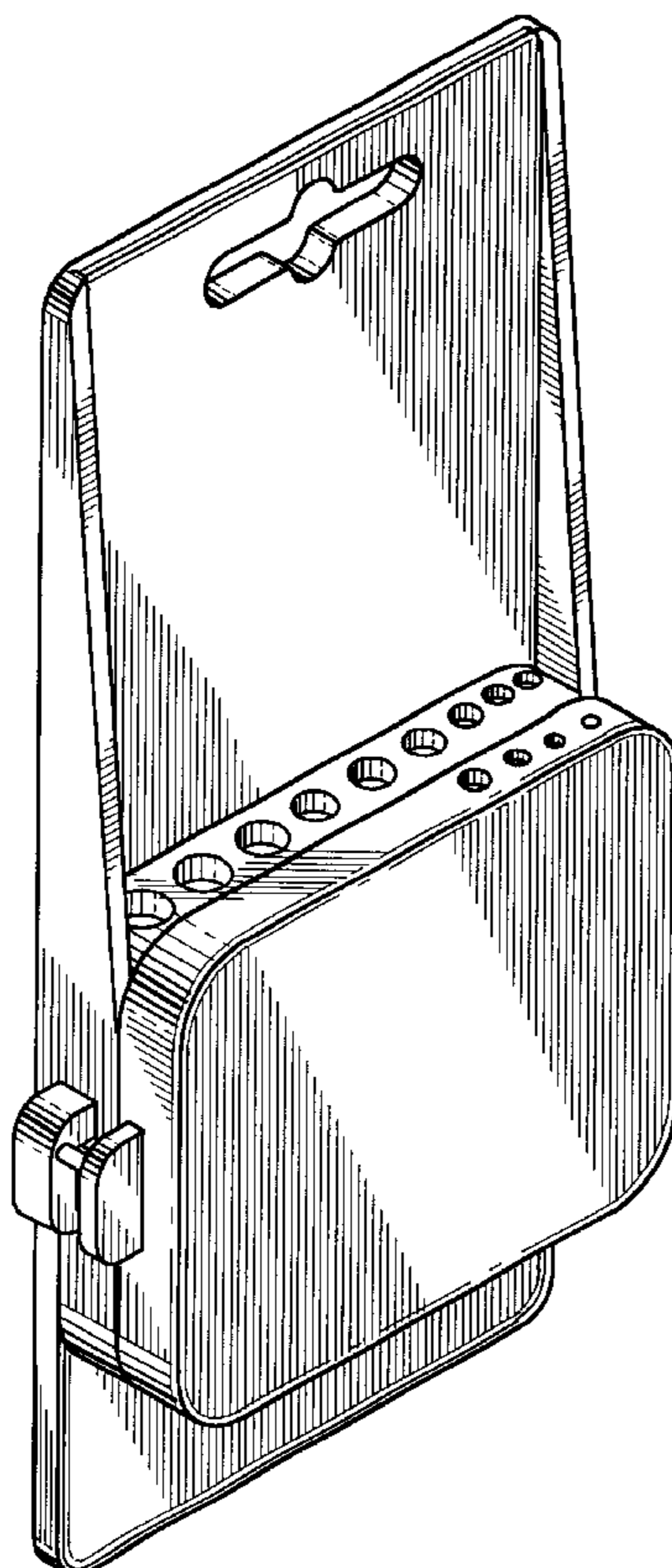
5,148,914 A * 9/1992 Budert et al. 206/1.5

D394,806 S * 6/1998 Budert D9/415

D408,281 S * 4/1999 Chen D9/415

D412,438 S * 8/1999 Kopala, Jr. D9/415

1 Claim, 3 Drawing Sheets



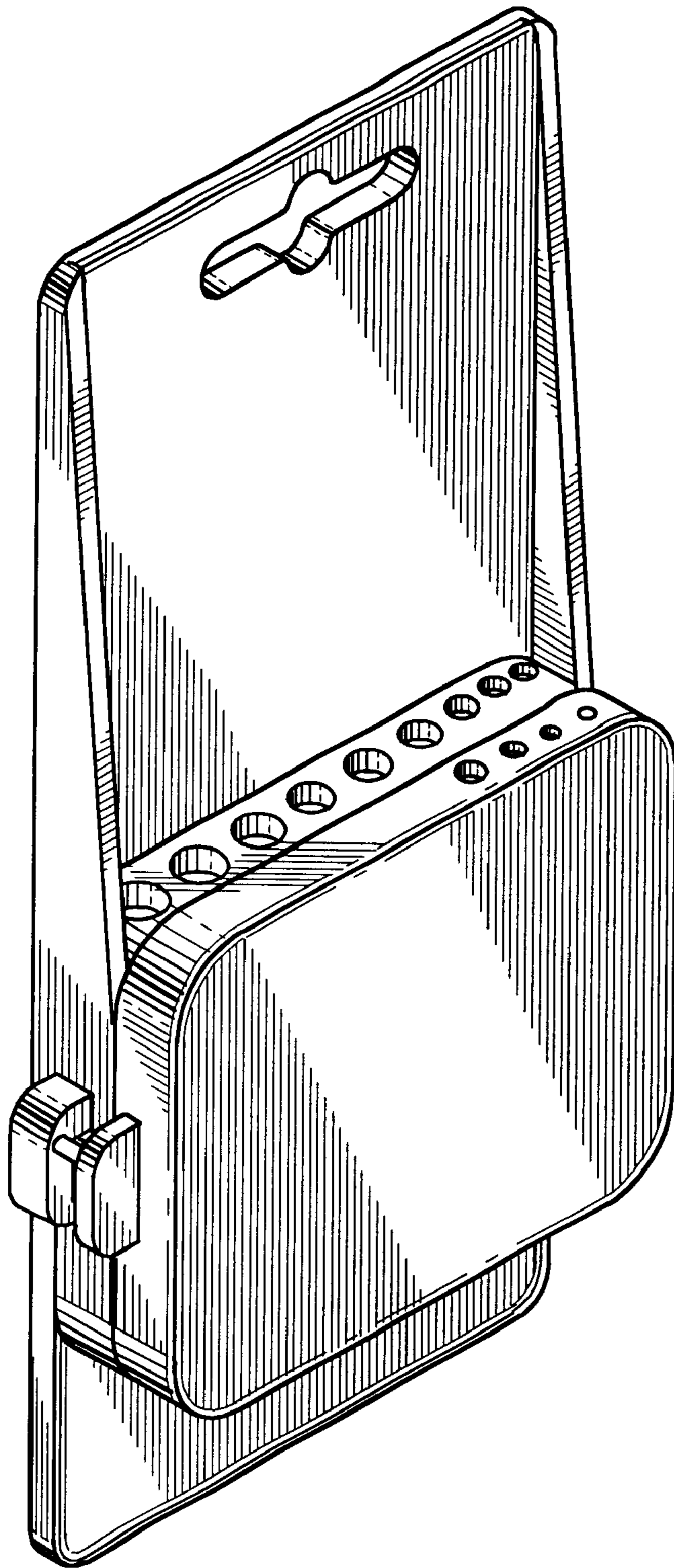


FIG. 1

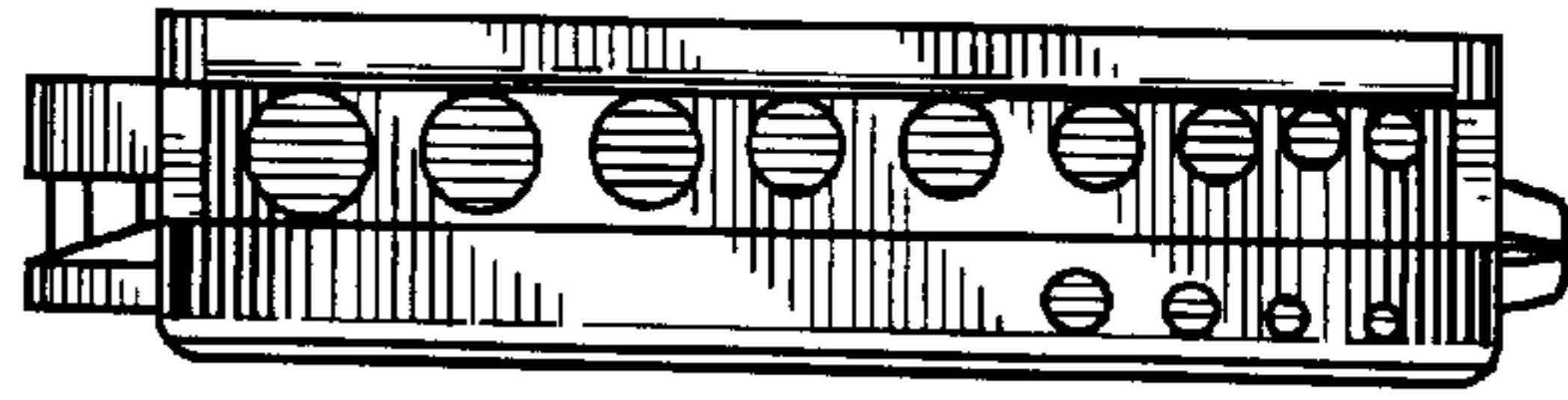


FIG. 2




FIG. 3

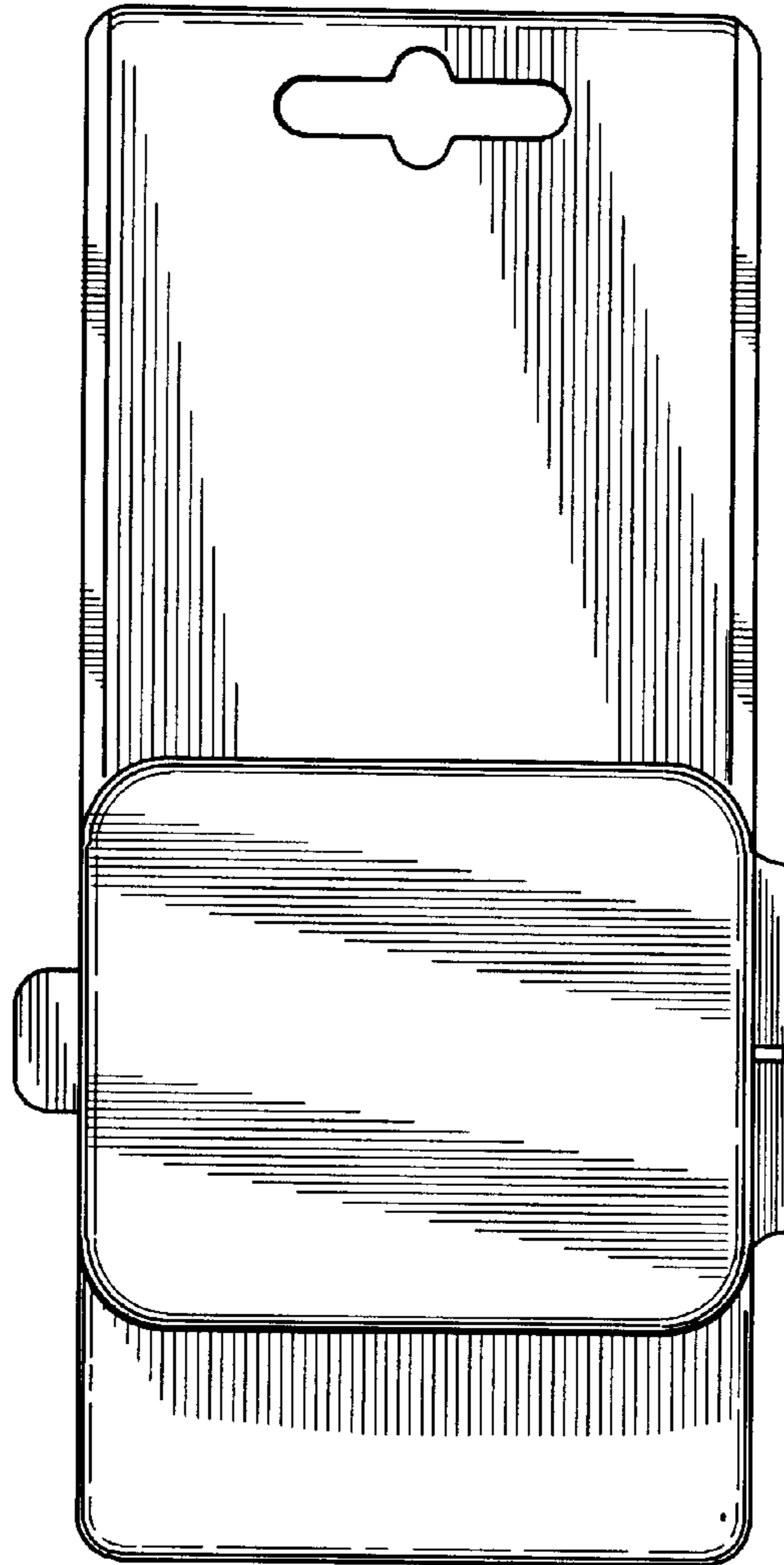


FIG. 4



FIG. 5

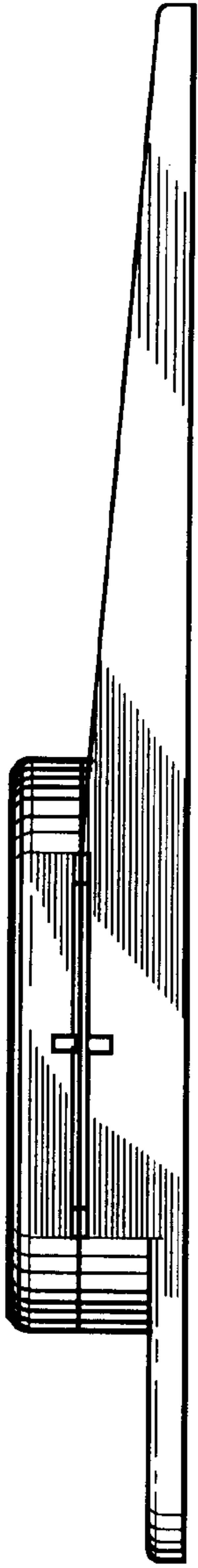


FIG. 6

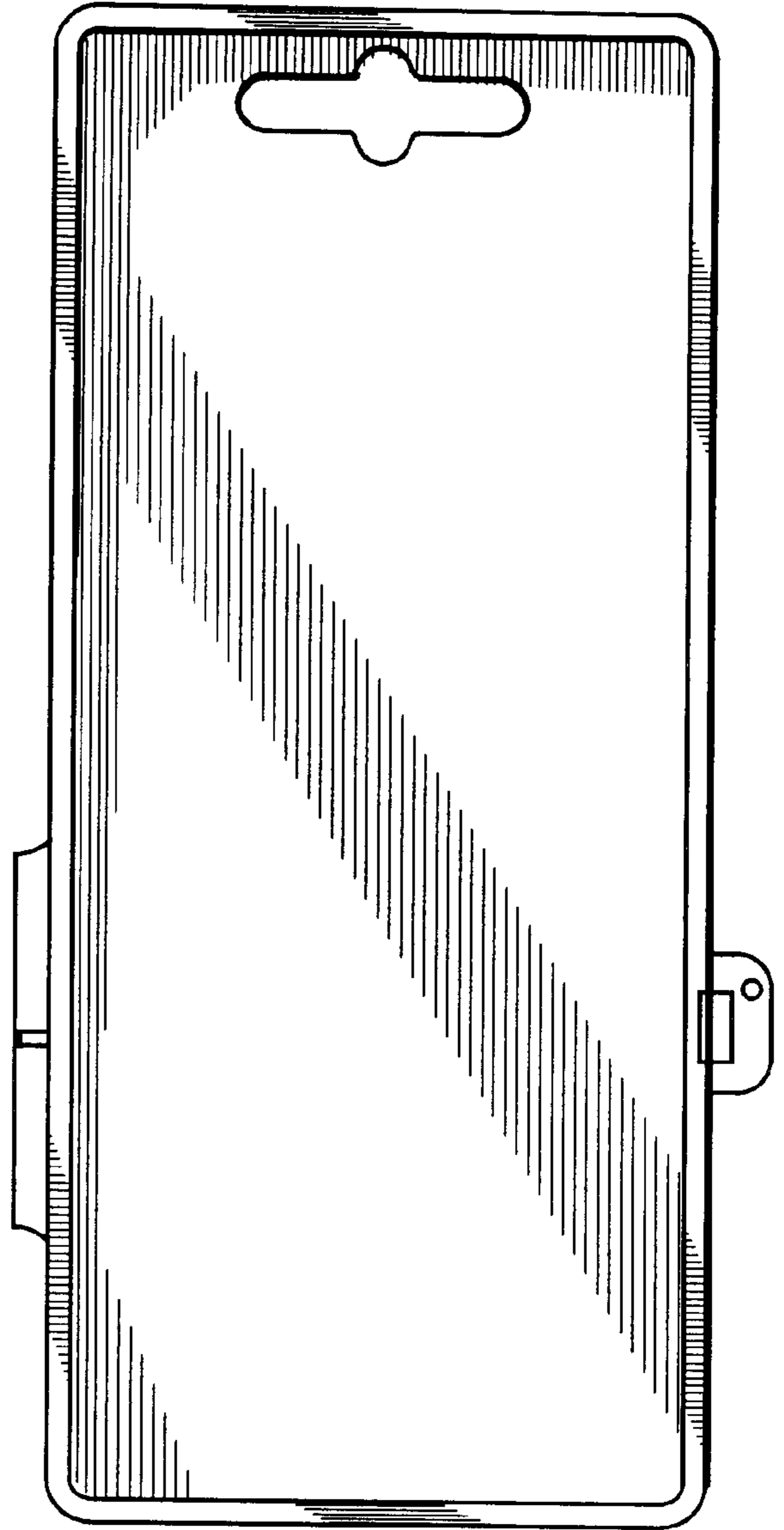


FIG. 7