



US00D472386S

(12) **United States Design Patent**  
**Bauer**

(10) **Patent No.:** **US D472,386 S**

(45) **Date of Patent:** **\*\* Apr. 1, 2003**

(54) **BRIEFCASE**

D422,410 S \* 4/2000 Bischoff ..... D3/290  
D451,672 S \* 12/2001 Rasmussen ..... D3/276

(76) **Inventor:** **Stanley R. Bauer**, 2261 S. Carmelina Ave., Los Angeles, CA (US) 90064

\* cited by examiner

(\*\*) **Term:** **14 Years**

*Primary Examiner*—Philip S. Hyder

(74) *Attorney, Agent, or Firm*—Morland C. Fischer

(21) **Appl. No.:** **29/153,523**

(57) **CLAIM**

(22) **Filed:** **Jan. 10, 2002**

The ornamental design for a briefcase, as shown and described.

(51) **LOC (7) Cl.** ..... **03-01**

**DESCRIPTION**

(52) **U.S. Cl.** ..... **D3/290; D3/276; D3/900**

FIG. 1 is a front elevational view showing a briefcase which forms my new design;

(58) **Field of Search** ..... **D3/273, 276, 285,**

**D3/286, 287, 289, 290; 190/100, 109, 110,**

**111, 112, 113, 114, 115, 900, 901**

FIG. 2 is a rear elevational view thereof;

FIG. 3 is a rear elevational view thereof;

FIG. 4 is a right side elevational view thereof;

FIG. 5 is a top plan view thereof;

FIG. 6 is a bottom plan view thereof; and,


FIG. 7 is a perspective view showing the front, top and left side thereof.

(56) **References Cited**

**U.S. PATENT DOCUMENTS**

1,646,730 A	*	10/1927	Goerk	.....	190/902
5,127,500 A	*	7/1992	Mitchell	.....	190/115
D356,678 S	*	3/1995	Tawil	.....	D3/276
D416,681 S	*	11/1999	Imbert	.....	D3/290

**1 Claim, 5 Drawing Sheets**






FIG. 1




FIG. 2

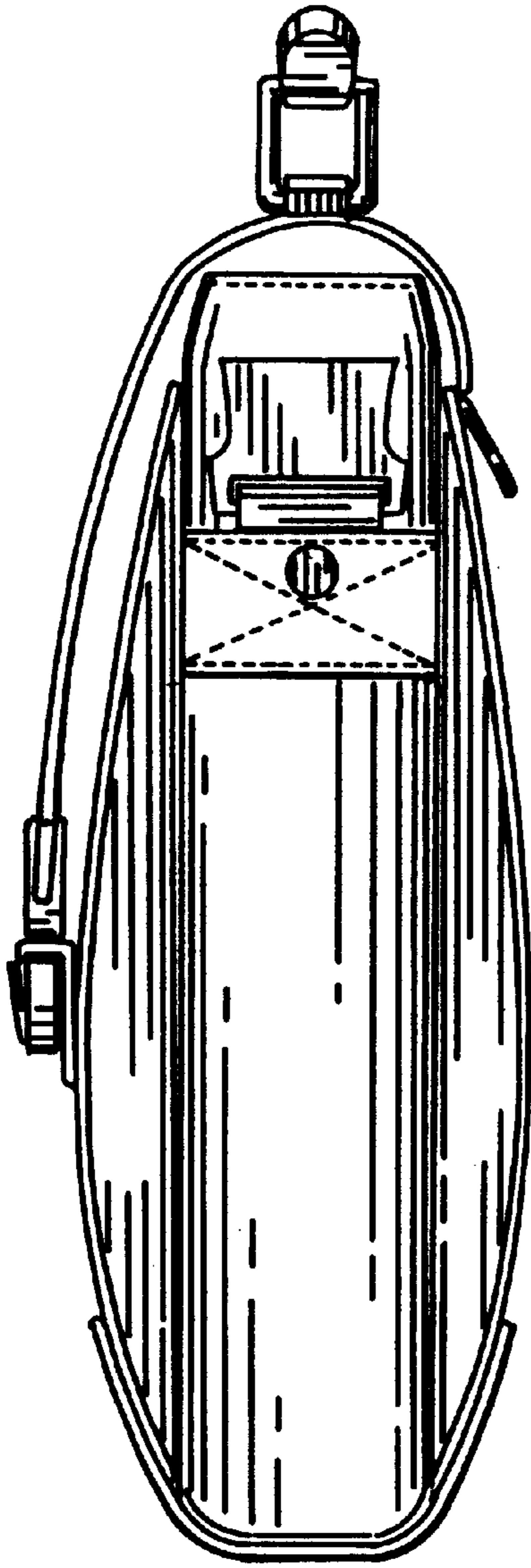


FIG. 3

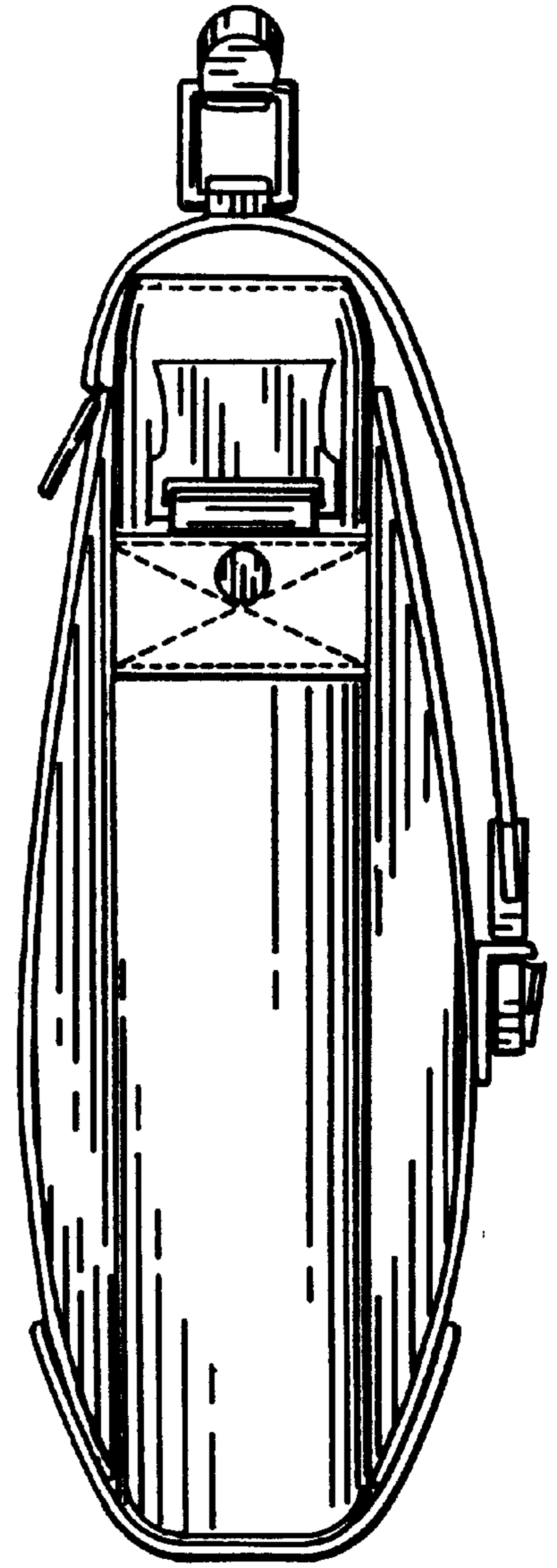


FIG. 4

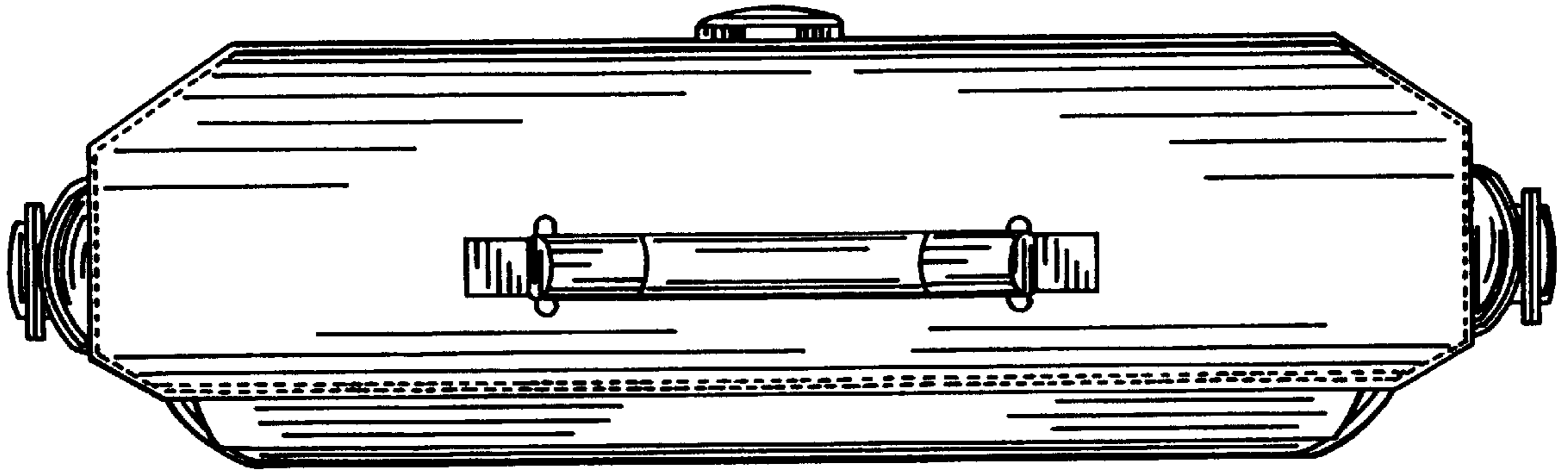


FIG. 5




FIG. 6




FIG. 7