



US00D472378S

(12) **United States Design Patent**
Hassett

(10) **Patent No.:** **US D472,378 S**

(45) **Date of Patent:** **** Apr. 1, 2003**

(54) **CASE FOR HOLDING A CAMCORDER**

(75) **Inventor:** **Eric S. Hassett, Golden, CO (US)**

(73) **Assignee:** **Case Logic, Inc., Longmont, CO (US)**

(**) **Term:** **14 Years**

(21) **Appl. No.:** **29/157,486**

(22) **Filed:** **Mar. 19, 2002**

(51) **LOC (7) Cl. 03-01**

(52) **U.S. Cl. D3/267; D3/263; D3/268;
D3/273**

(58) **Field of Search D3/208, 215, 219,
D3/225, 226, 243, 263, 267, 268, 273,
276, 283, 285, 287, 289, 290, 301; D7/607;
206/316.1, 316.2; 224/583, 612, 908**

(56) **References Cited**

U.S. PATENT DOCUMENTS

2,827,096	A	*	3/1958	Hinson	
3,001,566	A	*	9/1961	Lipsitz	
D249,824	S	*	10/1978	Koszegi	D3/268
4,210,186	A	*	7/1980	Belenson	206/316.2
D258,702	S	*	3/1981	Weinreb	D3/268
D273,534	S	*	4/1984	Weinreb	D3/268
D276,953	S	*	1/1985	Weinreb	D3/268
D284,333	S	*	6/1986	Huston	D3/268
D291,149	S	*	8/1987	Smith	D3/287
D305,798	S	*	1/1990	Say	D24/111
5,201,867	A	*	4/1993	Morszeck	206/316.2
D380,612	S	*	7/1997	Kelley et al.	D3/289
D423,779	S	*	5/2000	Goatcher	D3/283
D432,305	S	*	10/2000	Hillman	D3/283
D435,342	S	*	12/2000	Mogil	D3/283
D443,417	S	*	6/2001	Hillman	D3/287
D447,631	S	*	9/2001	Hillman	D3/289
D459,075	S	*	6/2002	Pukall et al.	D3/289
D460,256	S		7/2002	Hillman	D3/219
D460,615	S		7/2002	Hillman	D3/219

OTHER PUBLICATIONS

U.S. patent application Ser. No. 29/159,382, Hassett, filed Apr. 17, 2002.

U.S. patent application Ser. No. 29/157,137, Hillman, filed Apr. 15, 2002.

U.S. patent application Ser. No. 29/161,103, Hillman, filed May 21, 2002.

U.S. patent application Ser. No. 29/159,181, Hillman, filed Apr. 15, 2002.

Case Logic 2002 Product Catalog, "What's Inside Survives", pp. 30 and 31.

Case Logic Spring 2000 Product Catalog, pp. 24, 25 and 28.

Case Logic 2001 Essential Equipment Product Catalog, pp. 35, 36 and 37.

(List continued on next page.)

Primary Examiner—Celia Murphy

(74) *Attorney, Agent, or Firm*—Sheridan Ross P.C.

(57) **CLAIM**

The ornamental design for a case for holding a camcorder, as shown and described.

DESCRIPTION

FIG. 1 is a front perspective view of a case for holding a camcorder showing my new design the broken lines representing environment and forming no part of the claimed design;

FIG. 2 is a front elevation view of the invention illustrated in FIG. 1;

FIG. 3 is a rear elevation view of the invention illustrated in FIG. 1;

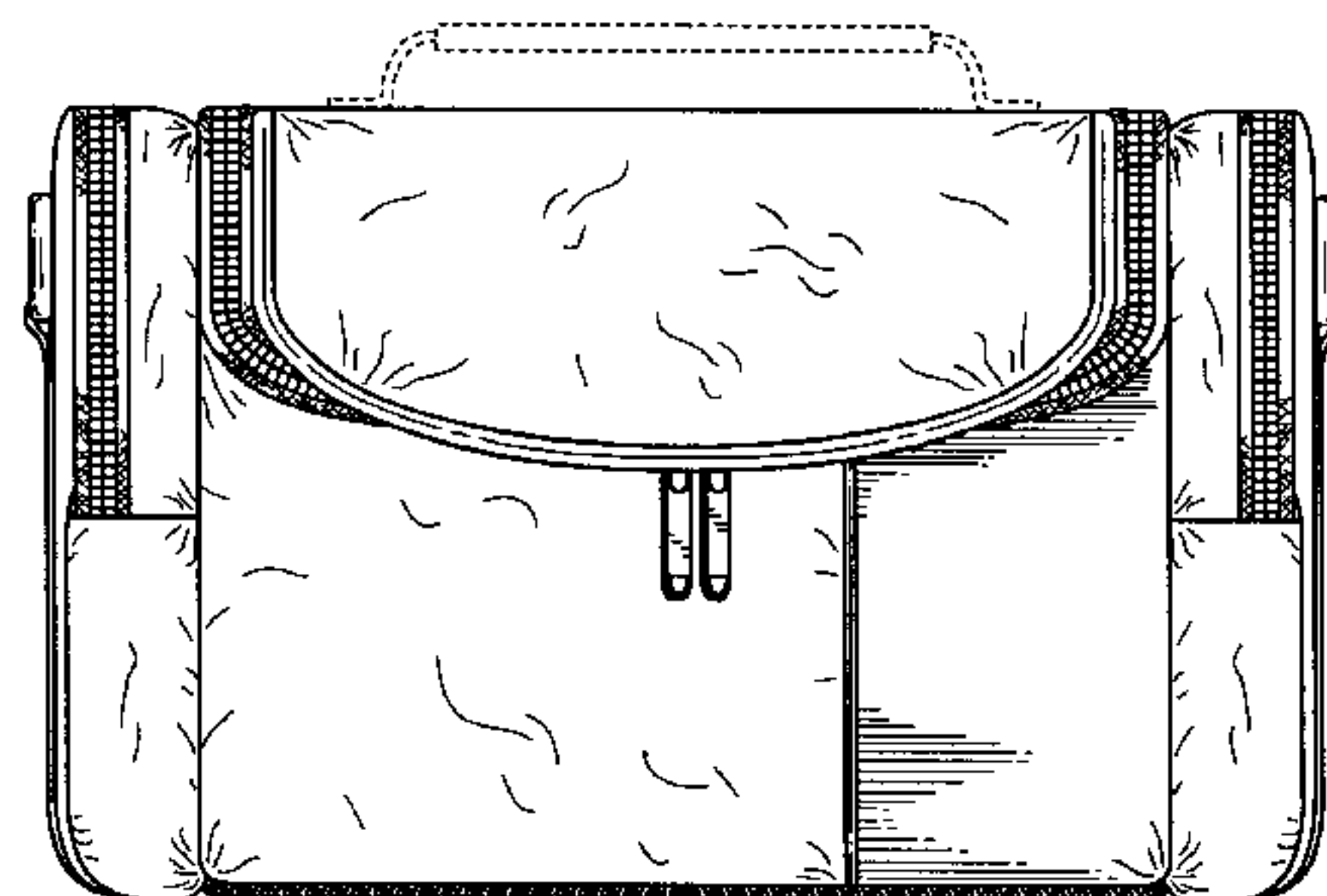
FIG. 4 is a right elevation view of the invention illustrated in FIG. 1;

FIG. 5 is a left elevation view of the invention illustrated in FIG. 1;

FIG. 6 is a top plan elevation view of the invention illustrated in FIG. 1; and,

FIG. 7 is a bottom plan elevation view of the invention illustrated in FIG. 1.

1 Claim, 4 Drawing Sheets



OTHER PUBLICATIONS

Case Logic 2000 Essential Equipment Product Catalog, pp. 33, 36 and 37.

Case Logic 1999 Product Catalog, pp. 20, 21 and 22.

Case Logic Photo/Video Product Catalog "Video/Cam-corder Cases" page undated.

Lowepro 2000 Catalog, pp. 27, 31, 33, 41, 49 and 51.

Targus Digital Camera Cases Product Brochure, Digital Camera and Photo Cases pages entitled "SPORT", "ADVENTURE" and "PRO-BLACK" undated.

Ambico Video Luggage & Photo Cases Catalog, pp. 2-5 undated.

Samsonite Photo Video Taschen Catalog, date unknown.

1999 CdProjects Catalog, p. 22.

Case Connect Product Brochure, pp. 10 and 11 undated.

Tamrac 20th Anniversary Catalog 1998, pp. 16, 17, 20-24, 29, 39, 45, 50, 51.

* cited by examiner



FIG.1

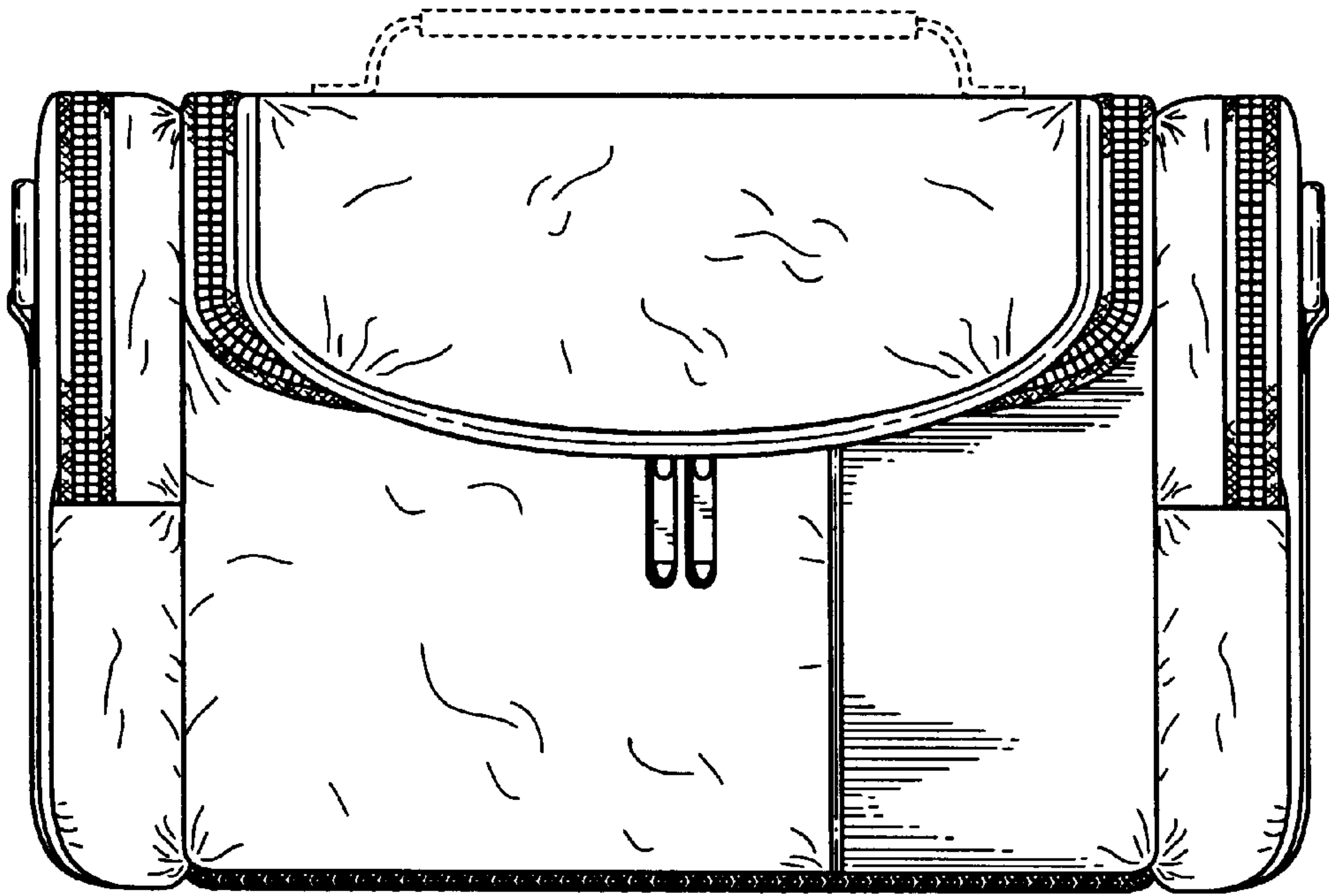


FIG. 2

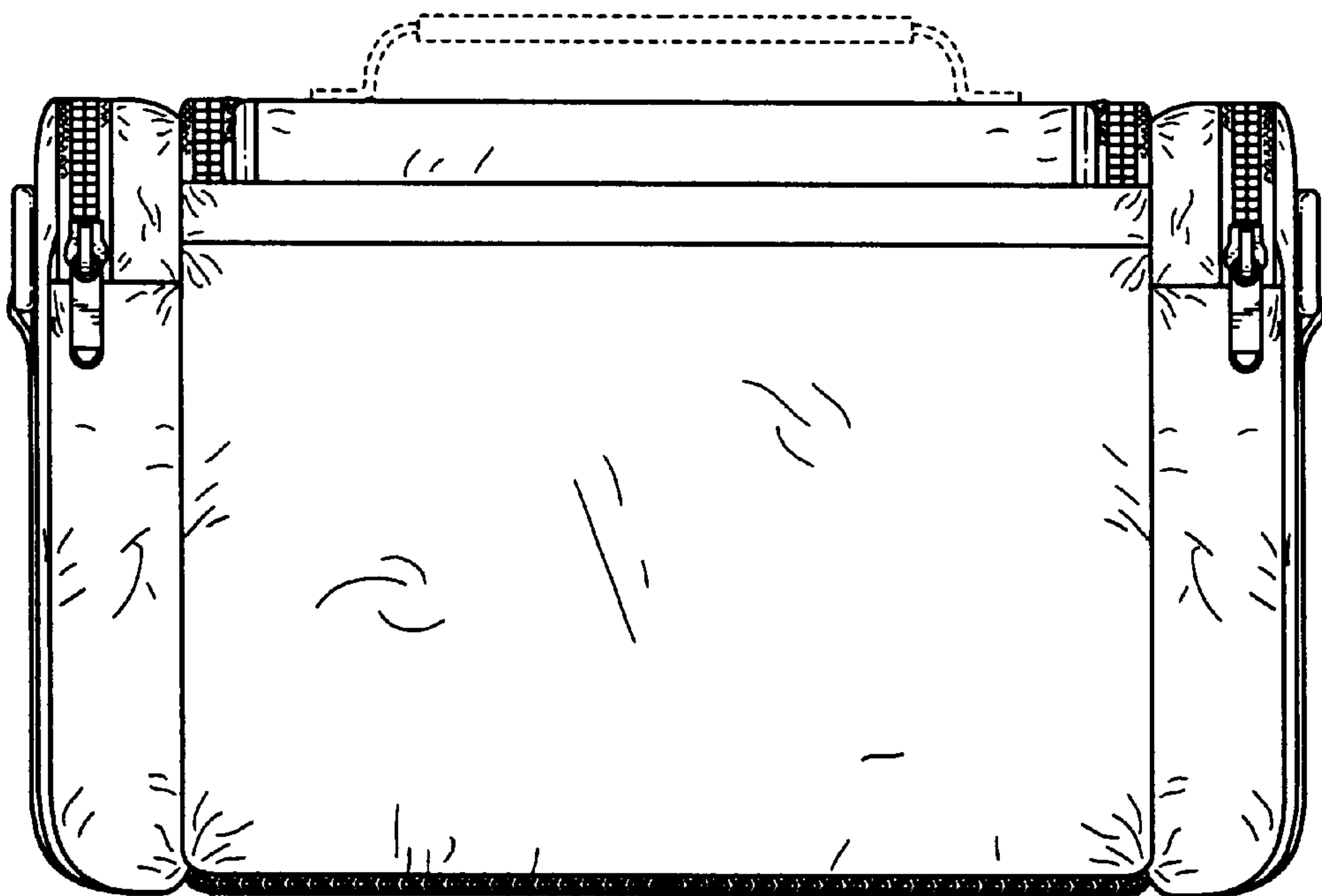


FIG. 3

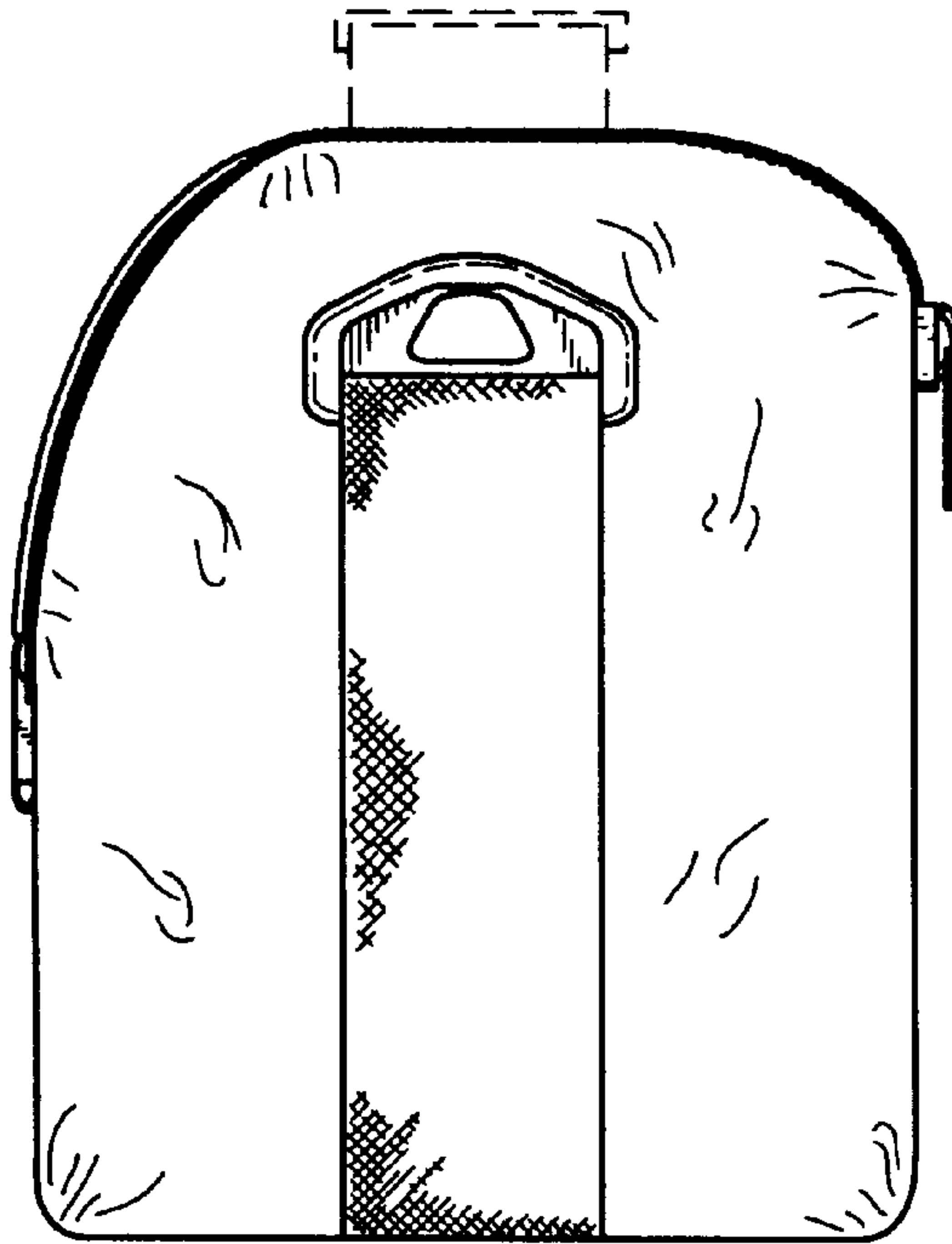


FIG. 4

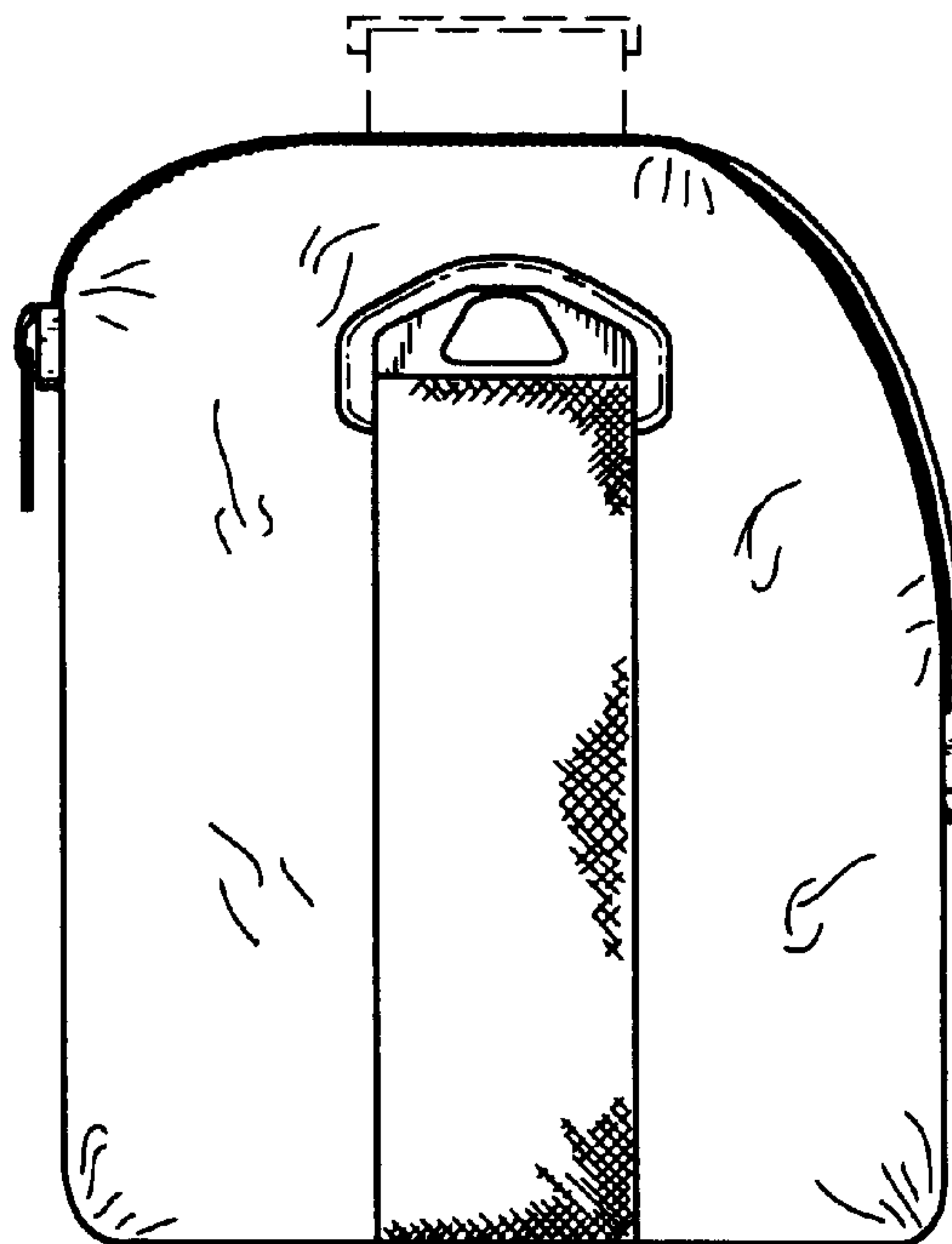


FIG. 5

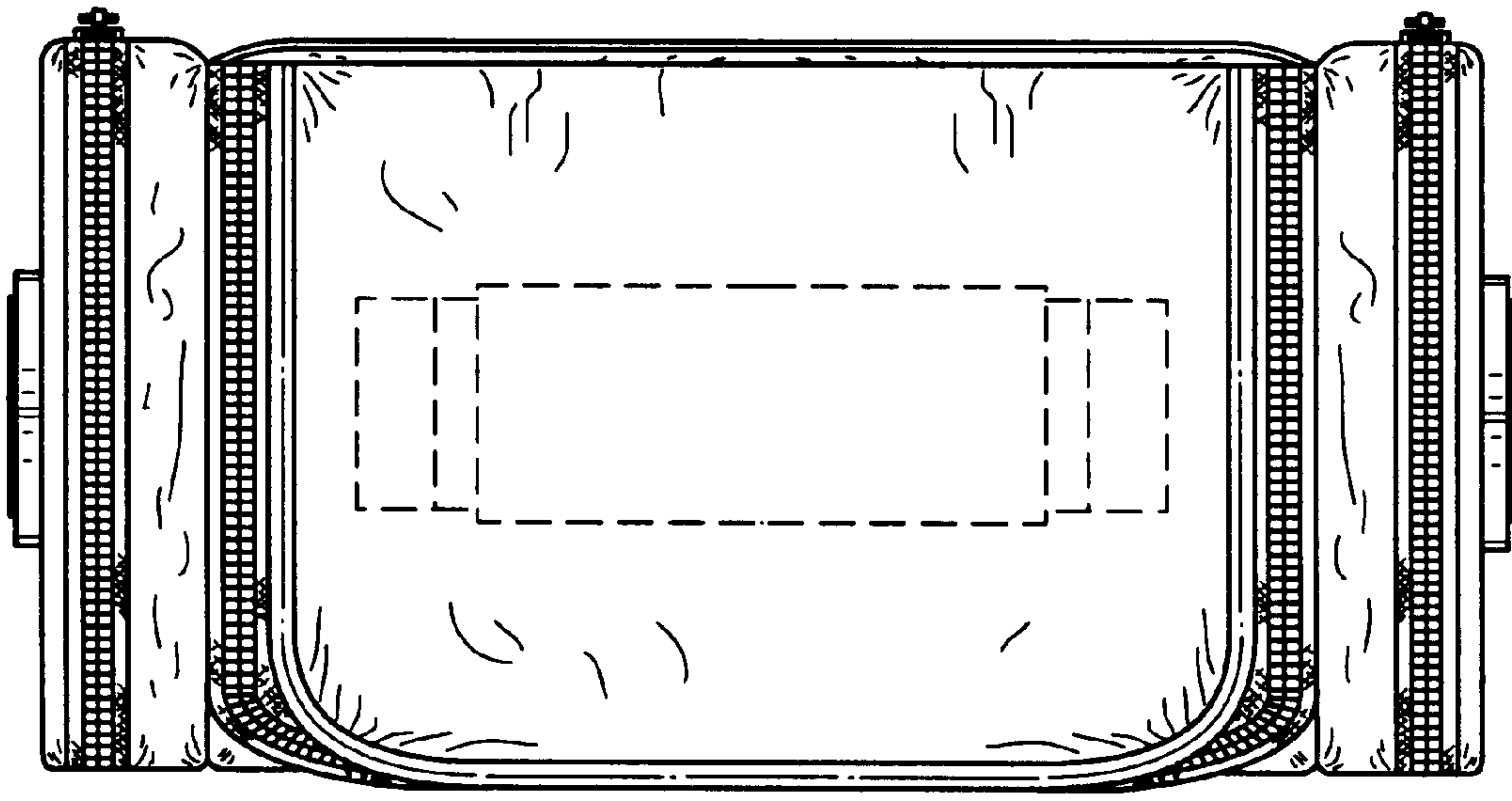


FIG. 6




FIG. 7