



US00D472374S

(12) **United States Design Patent**  
**Galliano**

(10) **Patent No.:** **US D472,374 S**

(45) **Date of Patent:** **\*\* Apr. 1, 2003**

(54) **HANDBAG**

(75) Inventor: **John Galliano**, Paris (FR)

(73) Assignee: **Christian Dior Couture, S.A.**, Paris (FR)

(\*\*) Term: **14 Years**

(21) Appl. No.: **29/165,785**

(22) Filed: **Aug. 15, 2002**

(30) **Foreign Application Priority Data**

Feb. 20, 2002 (XH) ..... DM/059 055

(51) **LOC (7) Cl.** ..... **03-01**

(52) **U.S. Cl.** ..... **D3/243**

(58) **Field of Search** ..... D3/231, 232, 233, D3/234, 238, 243, 245, 246, 303, 276, 287, 289; D9/305; 383/4; 150/100, 103, 104, 106, 107, 108, 109, 110, 111, 112, 113, 114, 117, 118, 127, 128, 129, 130; 190/8, 16, 100, 102, 108, 109, 110, 111, 112, 113, 114, 115, 120, 121, 124, 125, 126, 127; 224/42.11, 153, 155, 191, 236, 255, 408, 413, 417, 420, 427, 429, 430, 579, 582, 610

(56) **References Cited**

**U.S. PATENT DOCUMENTS**

4,153,092 A \* 5/1979 Haslam ..... 224/579 X  
D254,343 S \* 3/1980 Babcock ..... 224/191  
4,810,102 A \* 3/1989 Norton ..... 224/153 X  
D373,019 S \* 8/1996 Ford ..... D3/243  
D381,503 S \* 7/1997 Petto ..... D3/234 X  
D449,737 S \* 10/2001 Galliano ..... D3/243

\* cited by examiner

*Primary Examiner*—Louis S. Zarfes  
*Assistant Examiner*—Monica A. Weingart

(74) *Attorney, Agent, or Firm*—Amster, Rothstein & Ebenstein; Philip H. Gottfried, Esq.

(57) **CLAIM**

The ornamental design for a handbag, as shown and described.

**DESCRIPTION**

FIG. 1 is a left front perspective view of a handbag showing my new design including auxiliary bags attached thereto; FIG. 2 is a front elevational view thereof; FIG. 3 is a rear elevational view thereof; FIG. 4 is a left side elevational view thereof; FIG. 5 is a right side elevational view thereof; FIG. 6 is a top plan view thereof; FIG. 7 is a bottom plan view thereof; FIG. 8 is a bottom plan view thereof, similar to FIG. 7, with part of the bottom shown in an alternate configuration to illustrate the design on the bottom; FIG. 9 is a left side elevational view, similar to FIG. 4, with only the larger, generally rectangular-faced, zippered auxiliary bag attached; FIG. 10 is a front perspective view of the generally square-faced auxiliary bag shown detached from the main handbag to illustrate the details thereof; FIG. 11 is a rear perspective view of the generally square-faced auxiliary bag similar to FIG. 10; FIG. 12 is a front perspective view of the generally rectangular-faced auxiliary bag, shown detached from the main handbag to illustrate the design details thereof; FIG. 13 is a rear perspective view of the generally rectangular-faced auxiliary bag similar to FIG. 12; and, FIG. 14 is a left side elevational view of the handbag, similar to FIGS. 4 and 9, without either of the auxiliary bags attached, to show the details of the design thereof. The “Dior” trademark, forming part of the claimed design, is a registered trademark of the owner, Christian Dior Couture S. A.

**1 Claim, 10 Drawing Sheets**





FIG. 1



FIG. 2



FIG. 3



FIG. 4




FIG. 5




FIG. 6



FIG. 7




FIG. 8



FIG. 9





FIG. 10



FIG. 11




FIG. 12



FIG. 13




FIG. 14