



US00D472362S

(12) **United States Design Patent**
Zerman et al.

(10) **Patent No.:** **US D472,362 S**

(45) **Date of Patent:** **** Mar. 25, 2003**

(54) **MINIATURE AUTOMATED TELLER MACHINE**

D401,384 S * 11/1998 Johnson D99/43
D405,833 S * 2/1999 Mussett D20/1
D462,776 S * 9/2002 Bain et al. D25/1

(76) Inventors: **Brad Zerman**, 1417 N. Paulina Ave.,
Chicago, IL (US) 60622; **Charles East**,
2005 Oak Knoll Dr., Colleyville, TX
(US) 76034

* cited by examiner

Primary Examiner—Paula A. Mortimer

(74) *Attorney, Agent, or Firm*—Wallenstein & Wagner, Ltd.

(**) Term: **14 Years**

(57) **CLAIM**

(21) Appl. No.: **29/149,859**

The ornamental design for a miniature automated teller machine, as shown and described.

(22) Filed: **Oct. 18, 2001**

DESCRIPTION

(51) **LOC (7) Cl.** **20-03**

(52) **U.S. Cl.** **D99/28**

(58) **Field of Search** D99/28, 35, 36;
194/350; 221/128, 129, 133; D20/1-9;
235/379, 380, 381; D25/1, 4, 16; 52/36.1;
D14/302, 308

FIG. 1 is a perspective view of the miniature automated teller machine showing our new design;

FIG. 2 is a front view thereof;

FIG. 3 is a cross-sectional view thereof, taken along lines 3—3 of FIG. 2 and looking in the direction of the arrows; and,

FIG. 4 is a perspective view of an alternate embodiment of the miniature automated teller machine of FIG. 1.

All other views are plain and unornamented.

The broken lines are for illustrative purposes only and forms no part of the claimed design.

(56) **References Cited**

U.S. PATENT DOCUMENTS

D308,275 S * 5/1990 Garten et al. D99/28
D317,071 S * 5/1991 McFadden et al. D99/28
D388,229 S * 12/1997 Couch D99/28

1 Claim, 2 Drawing Sheets

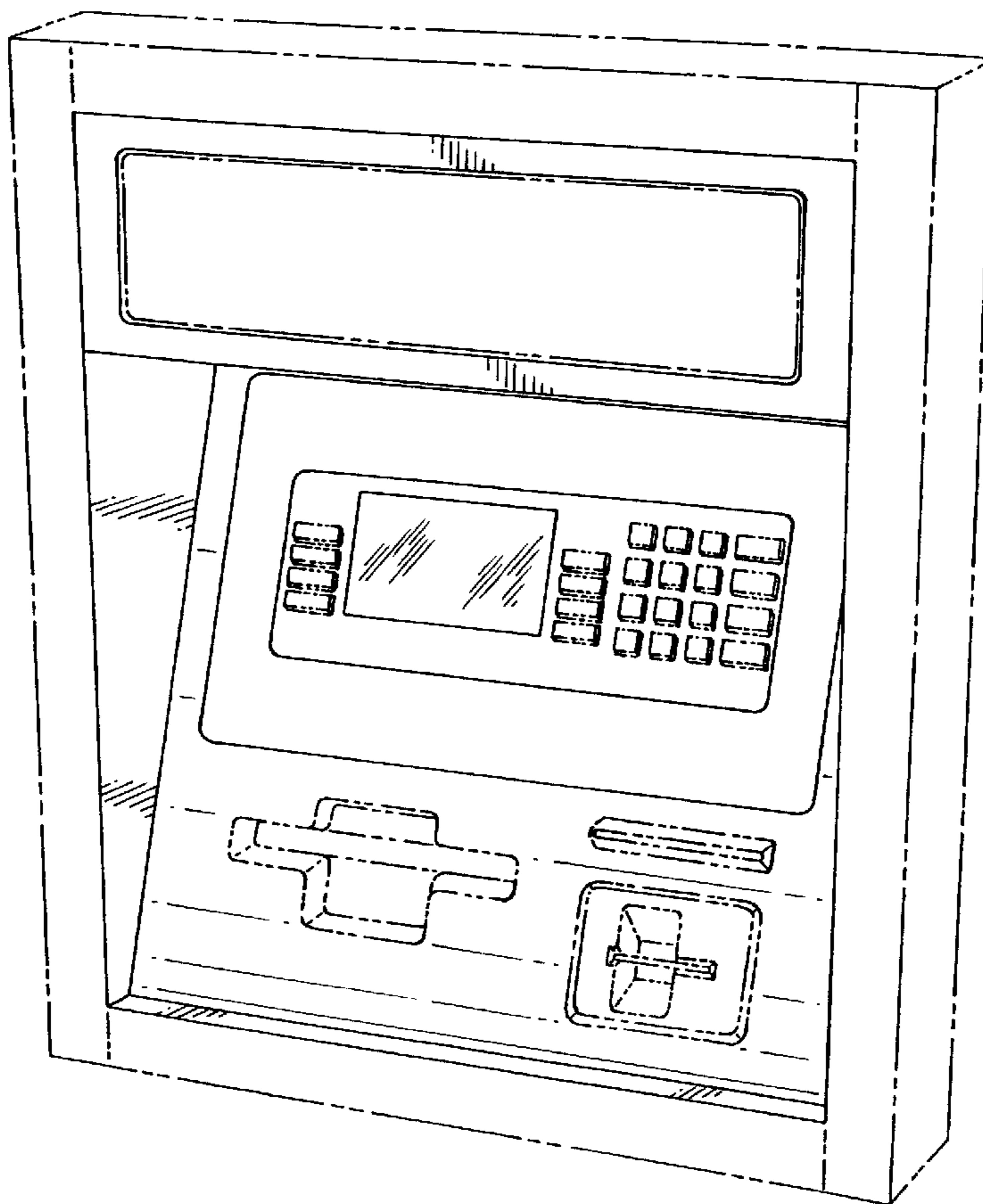


FIG. 4

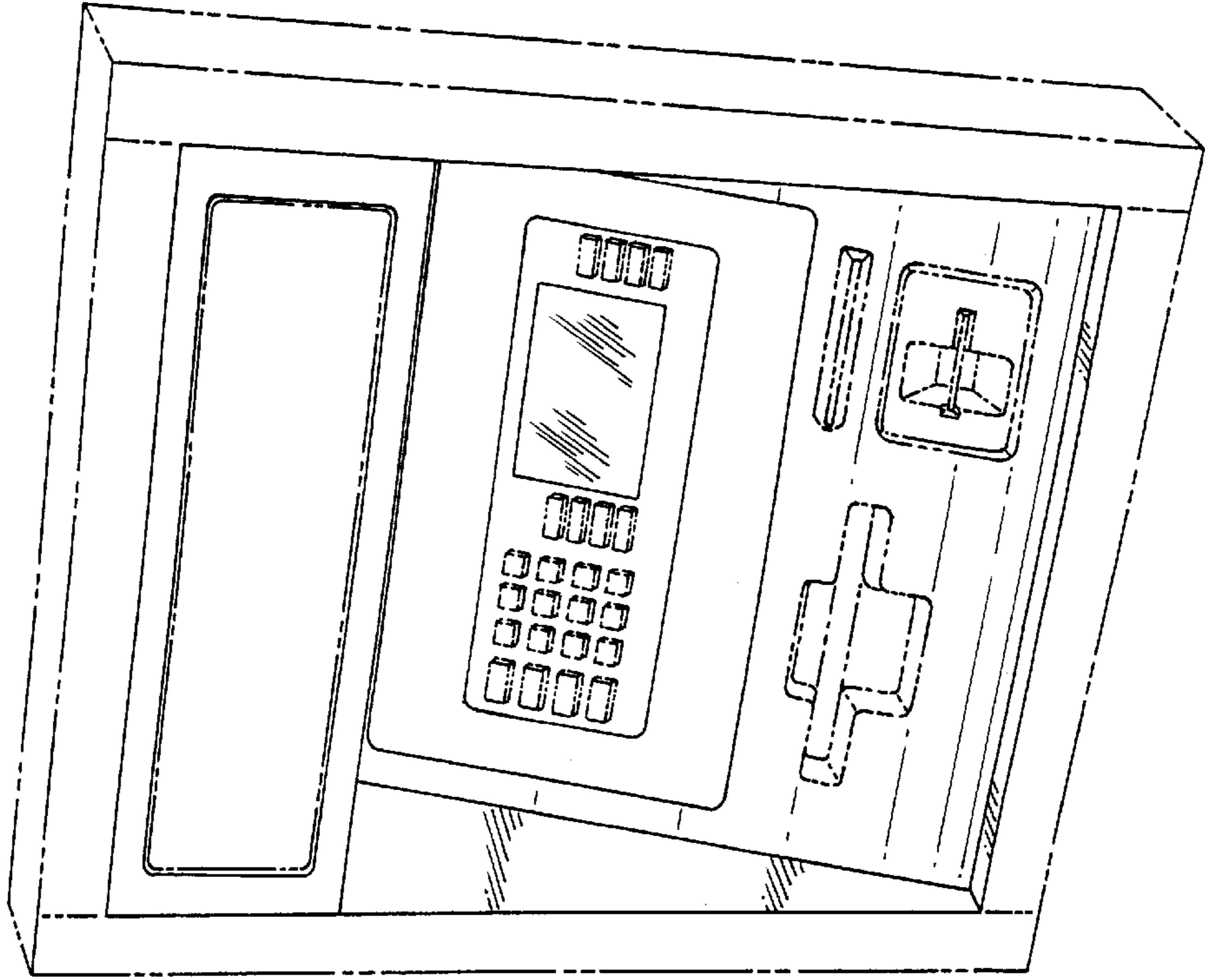


FIG. 1

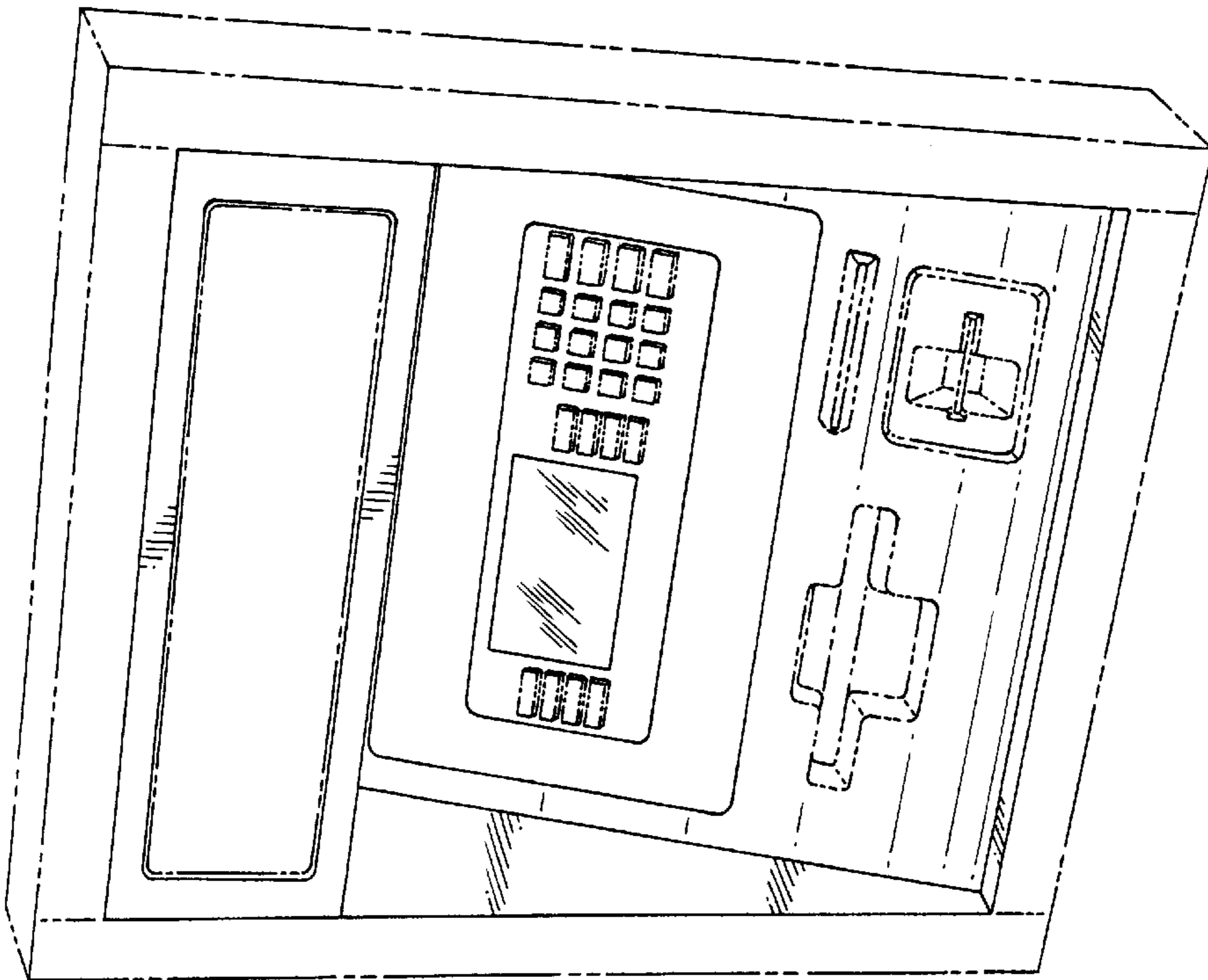


FIG. 3




FIG. 2

