



US00D472344S

(12) **United States Design Patent**
Angeletta

(10) **Patent No.:** **US D472,344 S**

(45) **Date of Patent:** **** Mar. 25, 2003**

(54) **COMBINED LIQUID AND LOTION
APPLICATOR WITH CAP**

6,010,264 A * 1/2000 Scuderi et al. 401/6
D425,706 S * 5/2000 Calderone D4/116
D438,459 S * 3/2001 Holthaus D9/338
6,336,763 B1 * 1/2002 Losier et al. 401/205

(76) **Inventor:** **Joseph G. Angeletta**, 418 Fifth St.,
Mamaroneck, NY (US) 10543

(**) **Term:** **14 Years**

OTHER PUBLICATIONS

Hong Kong Enterprise, Jun., 1992, p. 518, items H-4A and
H-115, banana-shaped sponges.*

(21) **Appl. No.:** **29/152,139**

* cited by examiner

(22) **Filed:** **Dec. 14, 2001**

(51) **LOC (7) Cl.** **28-02**

Primary Examiner—Lucy Lieberman

(52) **U.S. Cl.** **D28/7; D9/329**

(74) *Attorney, Agent, or Firm*—Scully, Scott, Murphy &
Presser

(58) **Field of Search** D28/7, 63; D9/338,
D9/337, 307, 329, 335; D4/114, 116, 124,
137, 138; D30/158; D3/271; 132/320, 317;
D24/119; D32/40, 42, 43, 45, 52; 15/104.94,
244.1–244.4, 143.1; 401/6, 44, 152, 153,
137, 138, 139, 196, 197, 202–207, 263–266,
268, 270–275; D19/42

(57) **CLAIM**

The ornamental design for a combined liquid and lotion
applicator with cap, as shown and described.

(56) **References Cited**

DESCRIPTION

U.S. PATENT DOCUMENTS

D79,074 S * 7/1929 Groth D9/329
4,164,284 A * 8/1979 Witt et al. D9/307
4,571,106 A * 2/1986 Scuderi 401/6
D285,172 S * 8/1986 Scuderi D28/7
D292,556 S * 11/1987 Daugherty D9/329
4,728,212 A * 3/1988 Spector D19/42
D323,602 S * 2/1992 Katz D9/307
D325,751 S * 4/1992 Futino D9/338

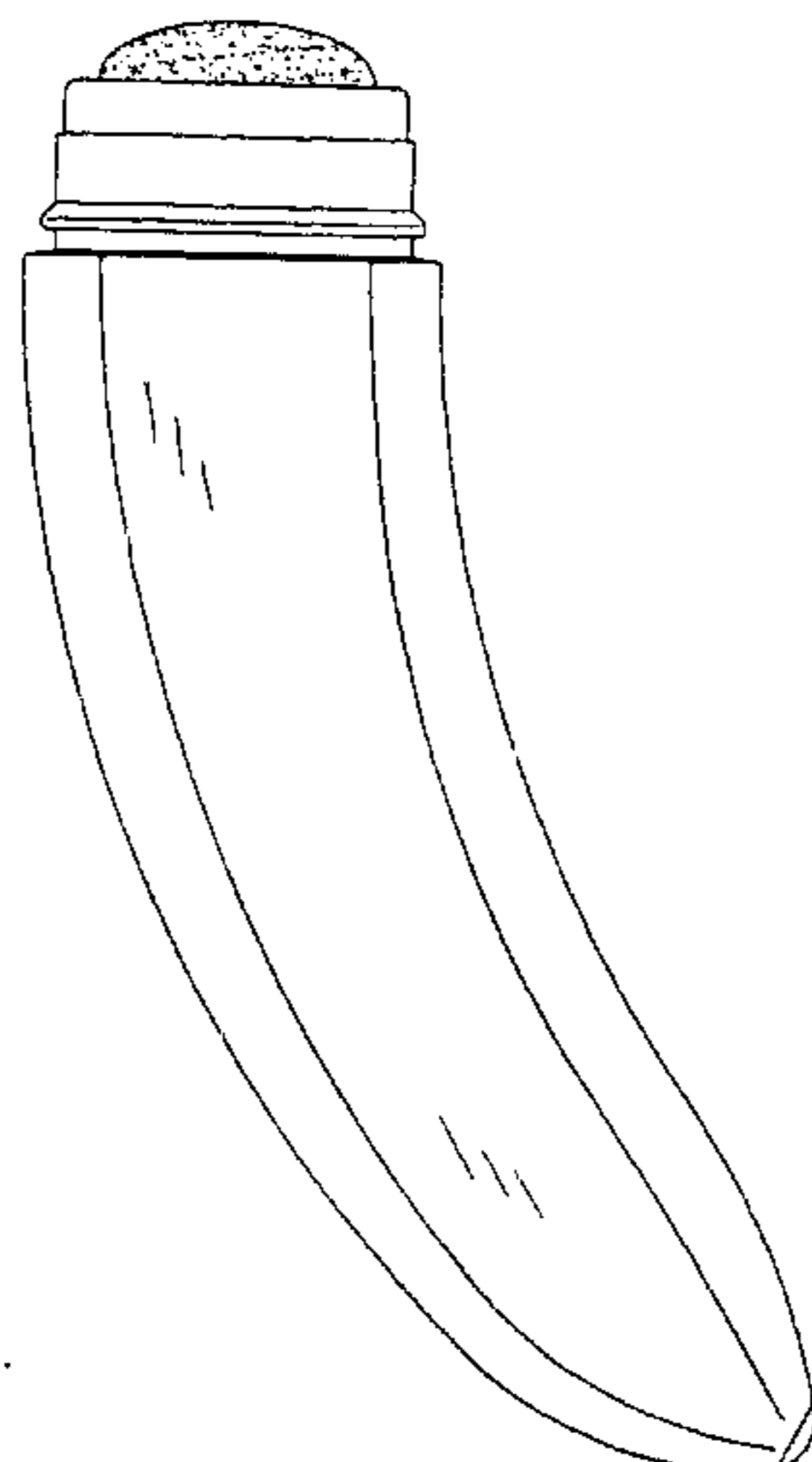
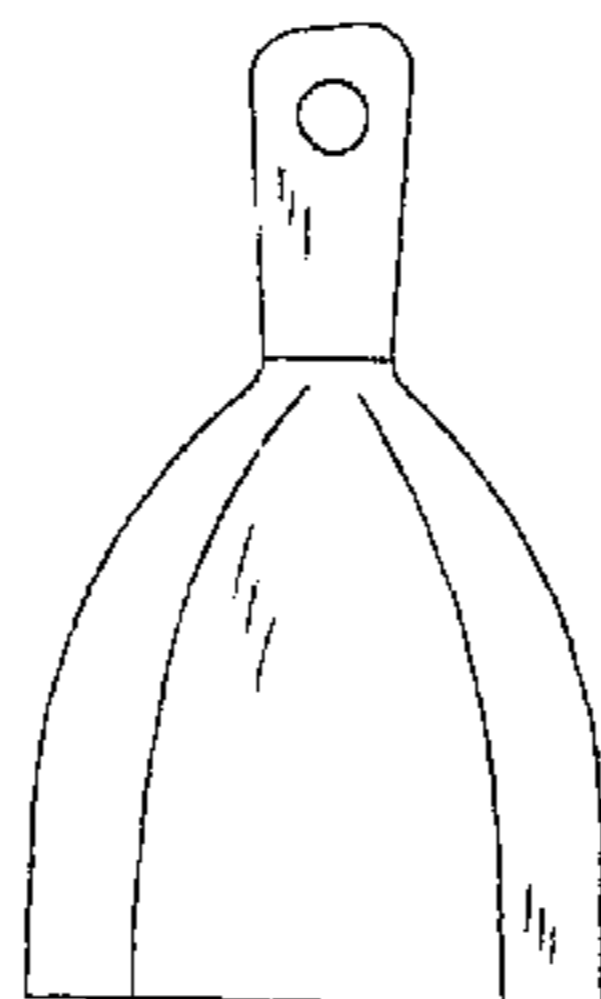
FIG. 1 is a side elevation of a combined liquid and lotion
applicator with cap showing my new design, the opposite
side is a mirror image thereto;

FIG. 2 illustrates an exploded side view, the opposite side
being a mirror-image thereof;

FIG. 3 illustrates an exploded perspective side and front
view thereof; and,

FIG. 4 is a side elevation of the applicator insert shown
separately for clarity of illustration.

1 Claim, 3 Drawing Sheets



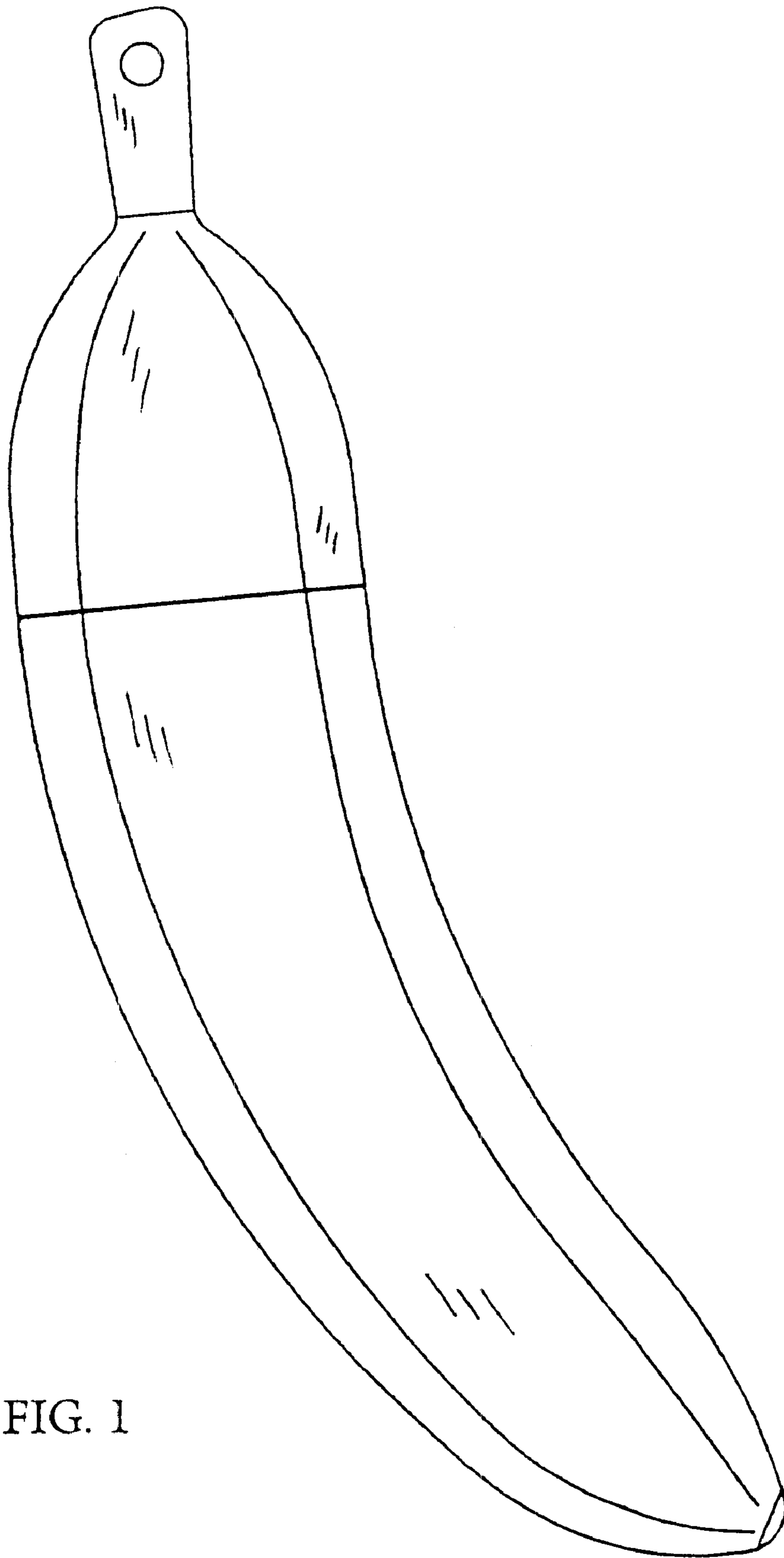
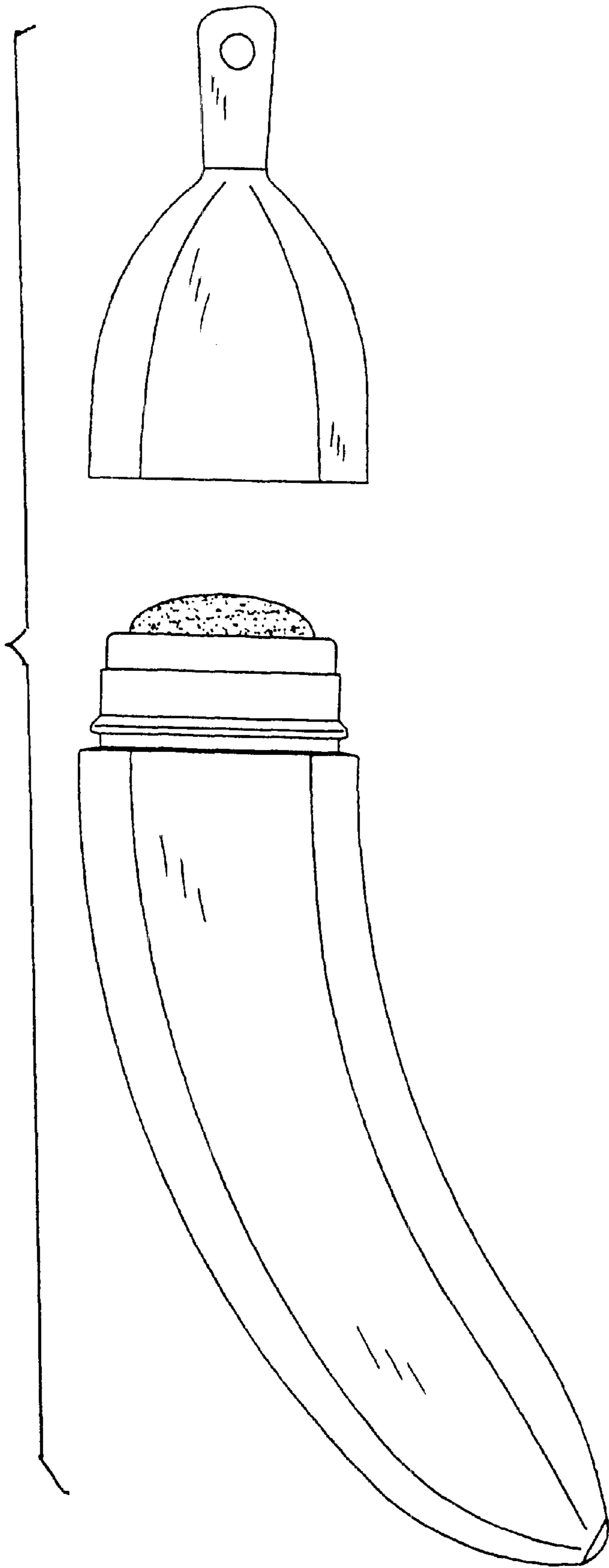


FIG. 1

FIG. 2



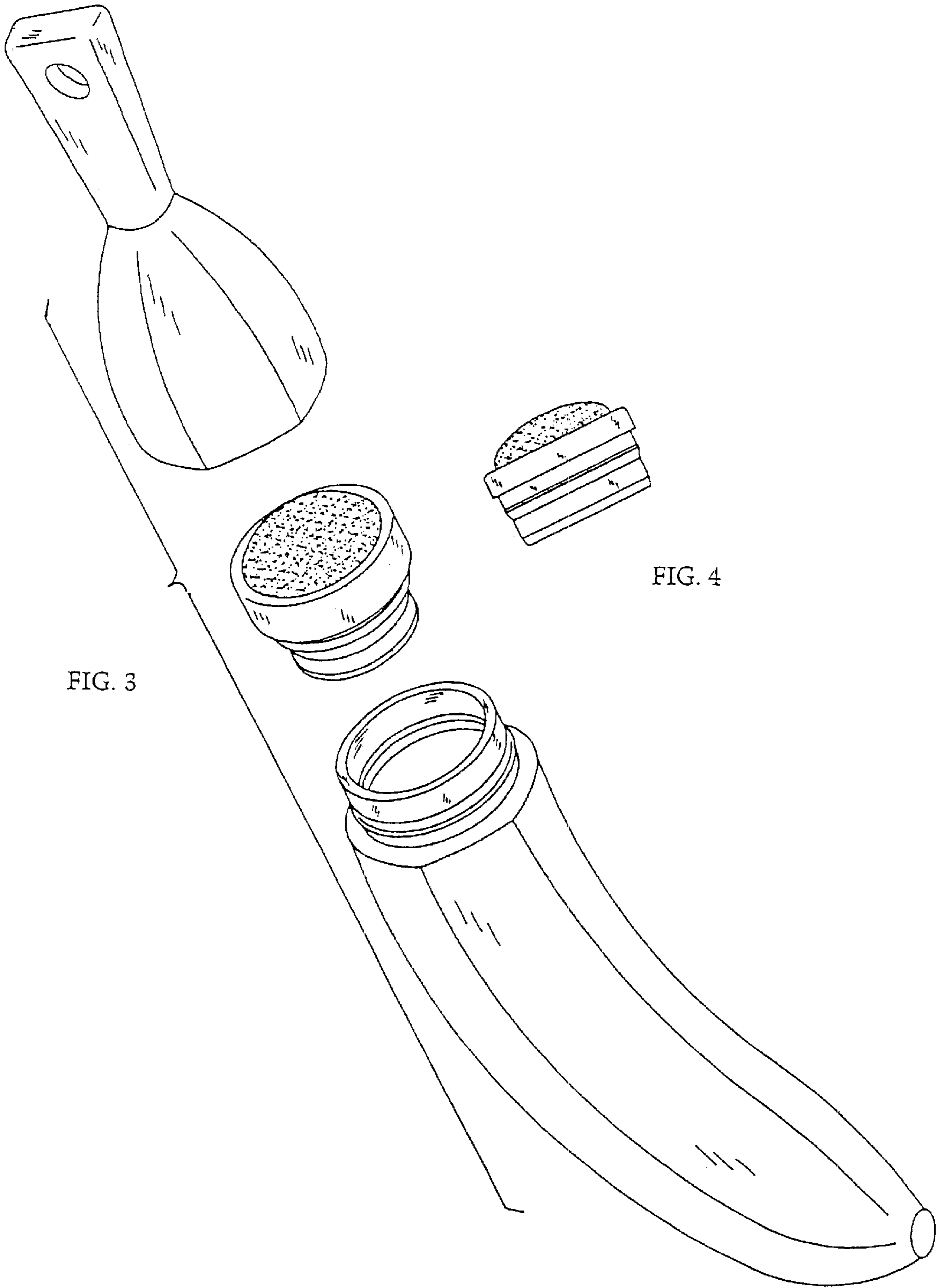


FIG. 3

FIG. 4