



US00D472313S

(12) **United States Design Patent**
Leahy

(10) **Patent No.:** **US D472,313 S**

(45) **Date of Patent:** **** Mar. 25, 2003**

(54) **MENSTRUAL SANITARY PAD AND LINER**

(76) Inventor: **June K Leahy**, 354 S Haman,
Inverness, IL (US) 60067

(**) Term: **14 Years**

(21) Appl. No.: **29/156,835**

(22) Filed: **Mar. 8, 2002**

(51) **LOC (7) Cl.** **24-04**

(52) **U.S. Cl.** **D24/125; D24/124**

(58) **Field of Search** D24/124, 125,
D24/126; 604/358, 378, 385.01, 386, 387,
389, 390, 391

(56) **References Cited**

U.S. PATENT DOCUMENTS

D275,232 S	*	8/1984	Jones	D24/125
5,037,417 A		8/1991	Ternstrom et al.		
D363,118 S	*	10/1995	Tran	D24/125
5,713,886 A		2/1998	Sturino		
5,729,835 A		3/1998	Williams		
D395,504 S	*	6/1998	Darby	D24/125
5,778,457 A		7/1998	Conway		
D402,756 S	*	12/1998	Darby	D24/125
D425,196 S		5/2000	Nixon et al.		

6,059,763 A		5/2000	Brown		
6,100,442 A	*	8/2000	Samuelsson et al.	604/378
D431,293 S	*	9/2000	Finkle et al.	D24/125
D439,331 S	*	3/2001	Mitchell	D24/125

* cited by examiner

Primary Examiner—Stella Reid

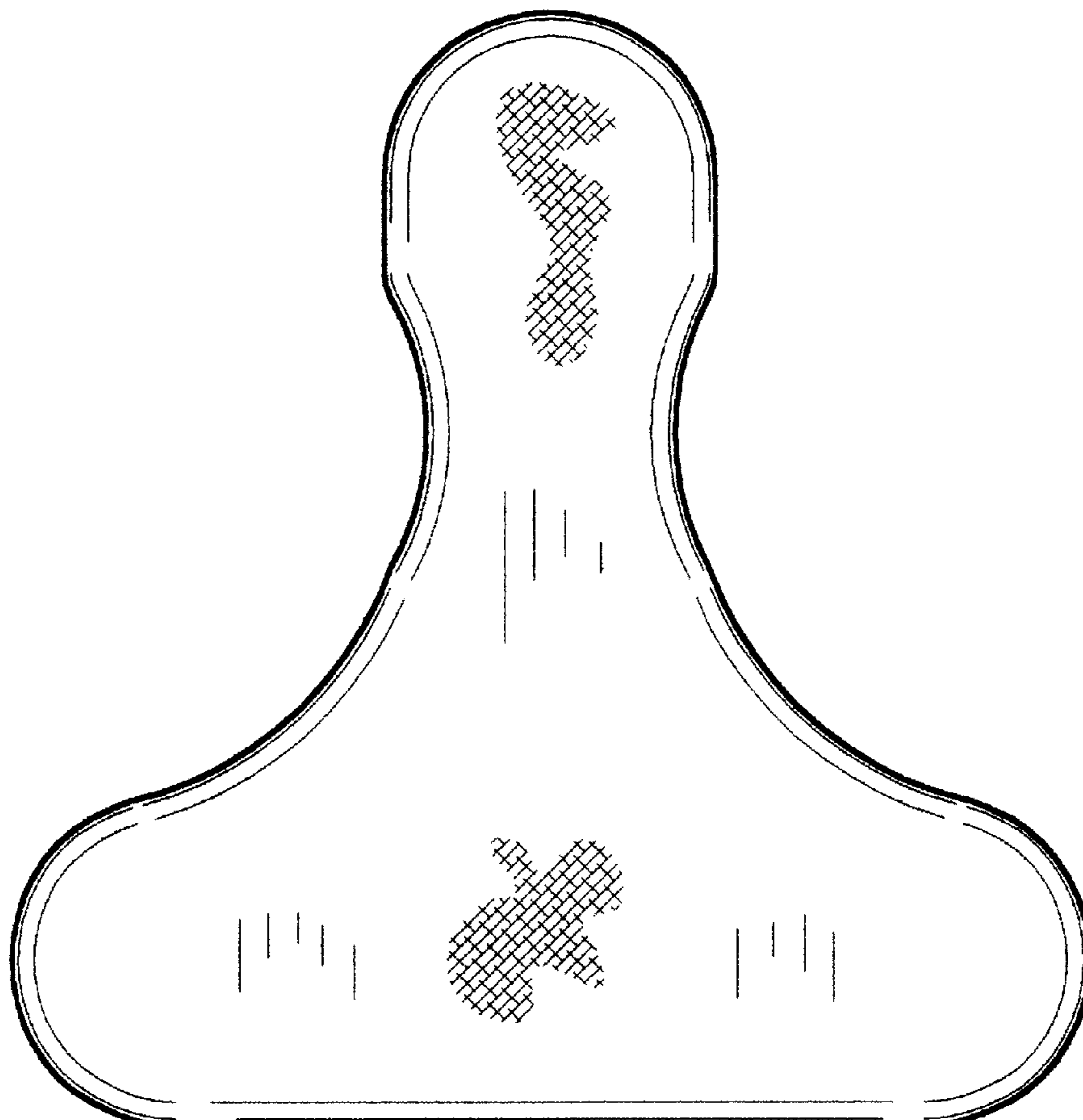
(57) **CLAIM**

The ornamental design for a menstrual sanitary pad and liner, as shown and described.

DESCRIPTION

FIG. 1 is a front elevational view of the menstrual sanitary pad and liner of the present invention;
 FIG. 2 is a rear elevational view of the menstrual sanitary pad and liner of FIG. 1;
 FIG. 3 is a left side elevational view of the menstrual sanitary pad and liner of FIG. 1, the right view being a mirror image thereof;
 FIG. 4 is a top plan view of the menstrual sanitary pad and liner of FIG. 1; and,
 FIG. 5 is a bottom plan view of the menstrual sanitary pad and liner of FIG. 1.

1 Claim, 2 Drawing Sheets






FIG. 2

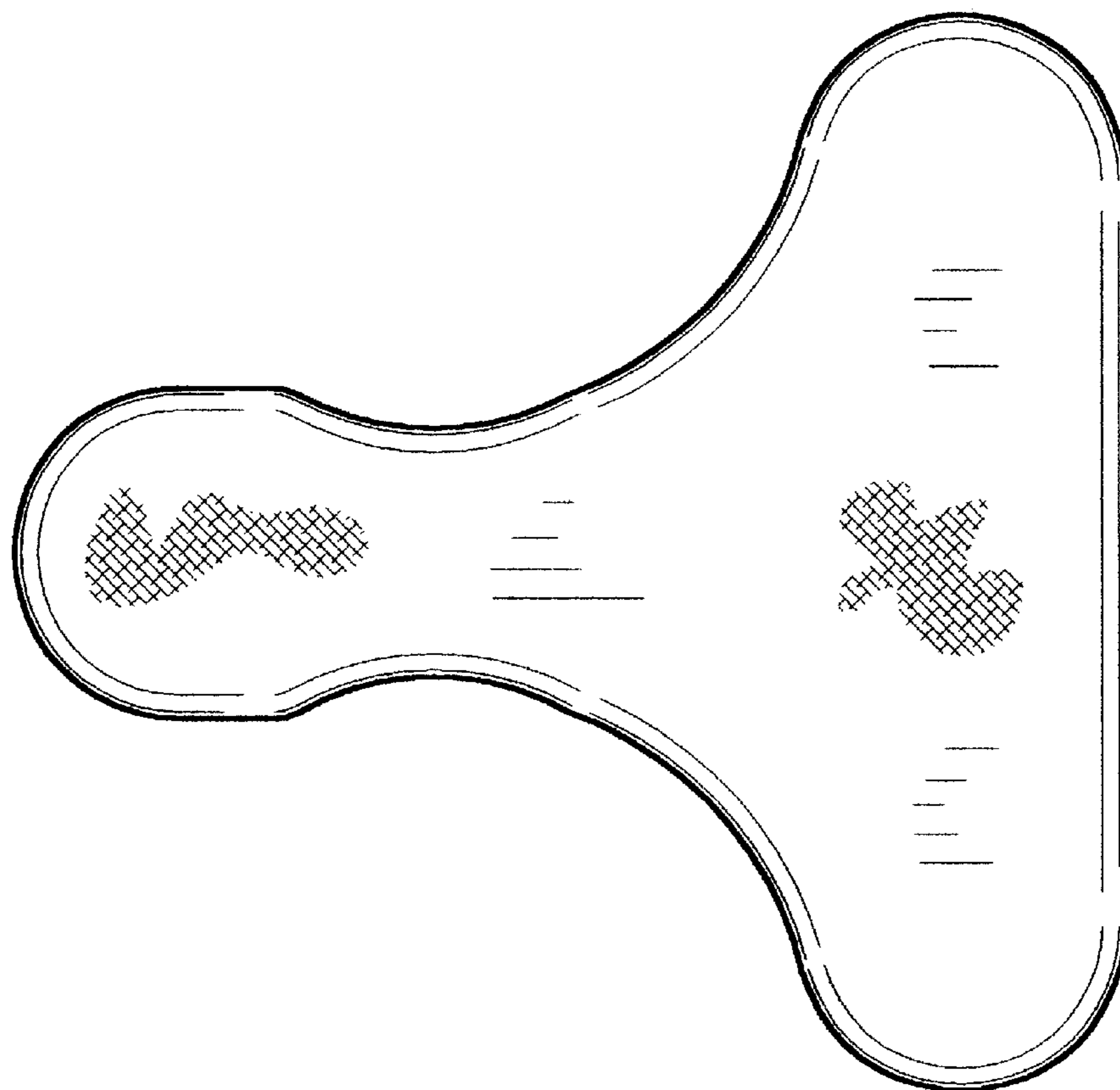


FIG. 1

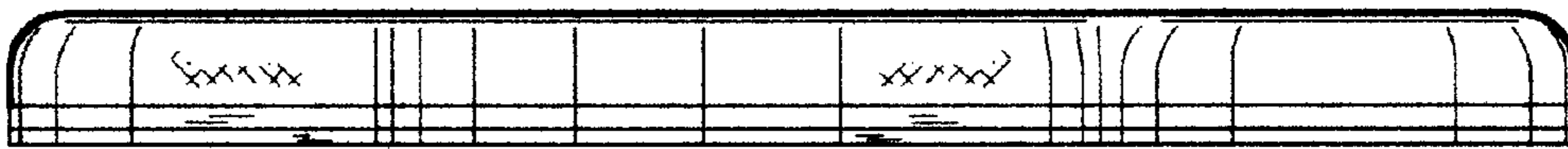


FIG. 3

FIG. 4




FIG. 5

