



US00D472306S

(12) **United States Design Patent**
Slothower

(10) **Patent No.:** **US D472,306 S**

(45) **Date of Patent:** **** Mar. 25, 2003**

- (54) **VALVE ASSEMBLY**
- (75) Inventor: **Erich D. Slothower**, Sheboygan, WI (US)
- (73) Assignee: **Kohler Co.**, Kohler, WI (US)
- (**) Term: **14 Years**
- (21) Appl. No.: **29/149,211**
- (22) Filed: **Oct. 4, 2001**

D339,852 S	9/1993	Jans	D23/252
D346,205 S	4/1994	Sauter et al.	D23/252
5,704,397 A *	1/1998	Lu	137/801
6,070,614 A *	6/2000	Holzheimer et al.	137/801
D428,114 S *	7/2000	Le Bars	D23/233
6,286,808 B1 *	9/2001	Slothower et al.	137/801

* cited by examiner

Primary Examiner—Louis S. Zarfaz
Assistant Examiner—Gregory Andoll
 (74) *Attorney, Agent, or Firm*—Quarles & Brady LLP

Related U.S. Application Data

- (62) Division of application No. 29/121,340, filed on Apr. 5, 2000, now Pat. No. Des. 462,748.
- (51) **LOC (7) Cl.** **23-01**
- (52) **U.S. Cl.** **D23/249; D23/254**
- (58) **Field of Search** 137/801; 251/118, 251/127, 215, 312, 309, 310; D23/233–237

References Cited

U.S. PATENT DOCUMENTS

D97,858 S	*	12/1935	MacCowan	D23/235
D102,190 S	*	12/1936	MacCowan	D23/235
D119,175 S	*	2/1940	Shaw	D23/235
D135,732 S	*	5/1943	Stone	D23/235
D167,385 S	*	8/1952	Benzel	D23/235
D221,431 S		8/1971	Petterson	D23/252
D274,082 S	*	5/1984	Burruss	D23/235
D302,850 S		8/1989	Lathrop	D23/254

(57) **CLAIM**

The ornamental design for a valve assembly, as shown and described.

DESCRIPTION

In a preferred embodiment, the nature of this product is as a valve assembly for directing water to a spout.
 FIG. 1 is a left, top, front perspective view of a valve assembly embodying my new design;
 FIG. 2 is a front elevational view thereof, the rear elevational view being identical to the front elevational view shown;
 FIG. 3 is a left side elevational view thereof, the right side elevational view being identical to the left side shown; and,
 FIG. 4 is a top plan view thereof.
 The broken line representation of mounting structure in FIGS. 1 and 4 is for the purpose of illustration only, and forms no part of the claimed design.

1 Claim, 1 Drawing Sheet

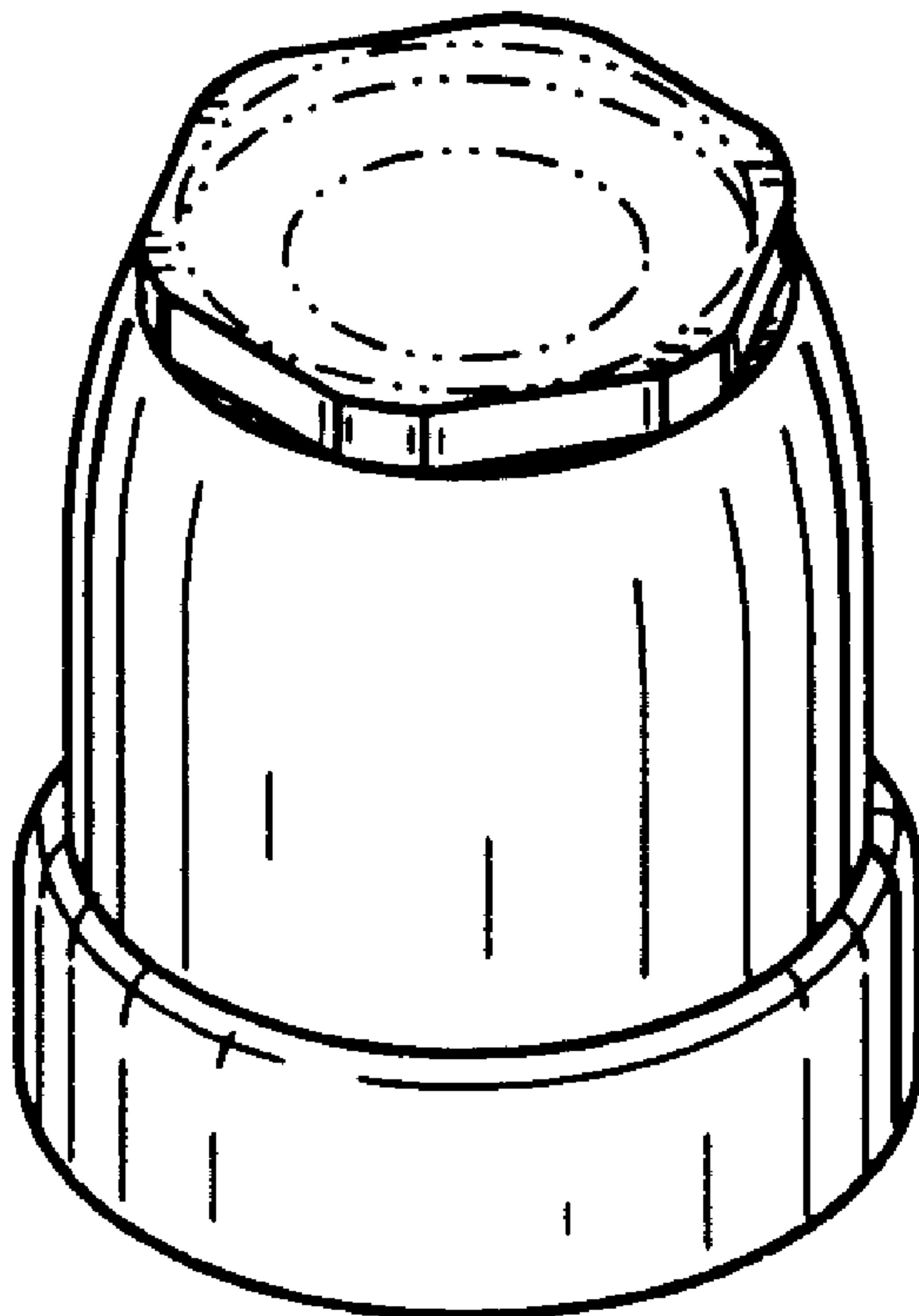


FIG. 1

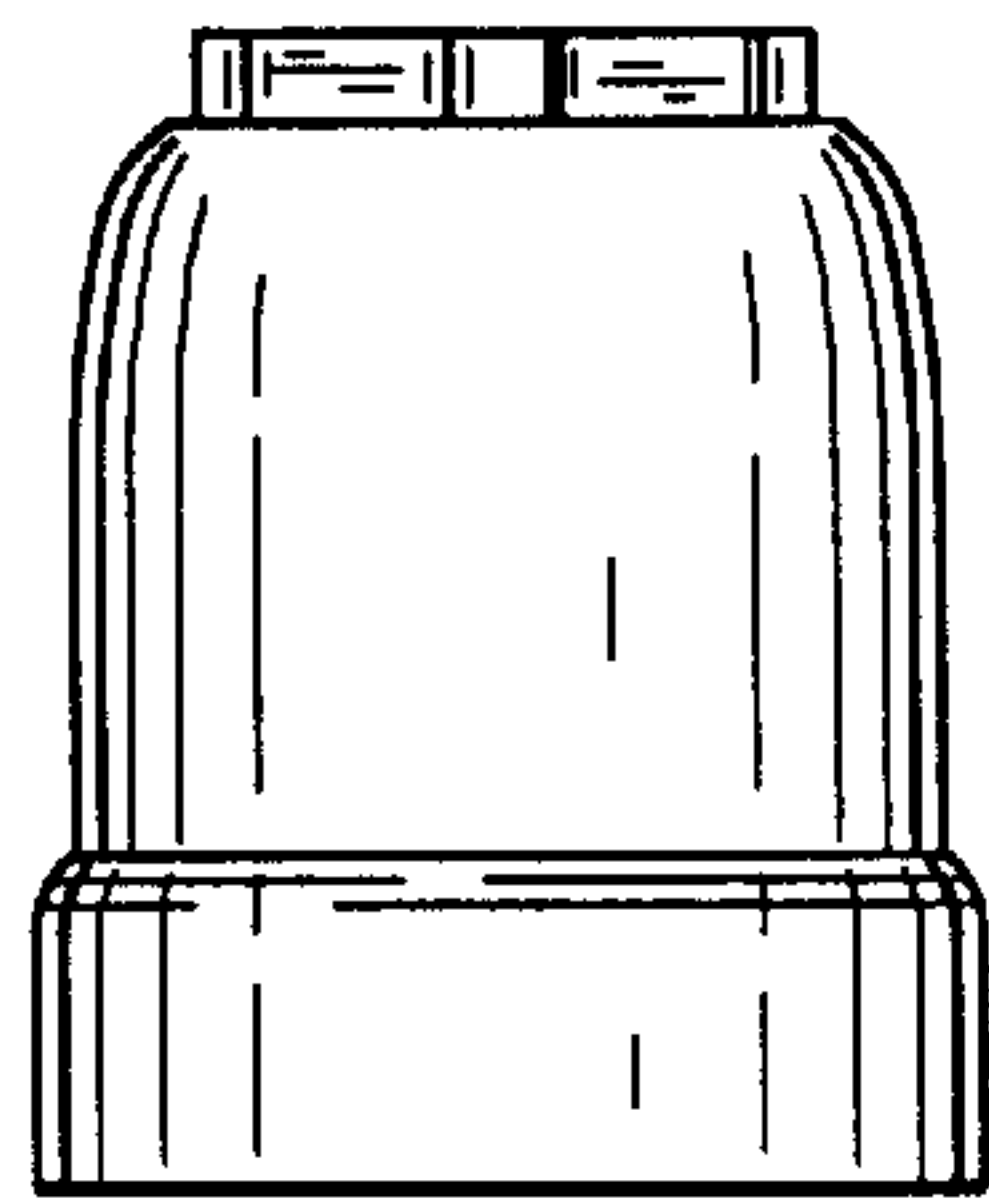
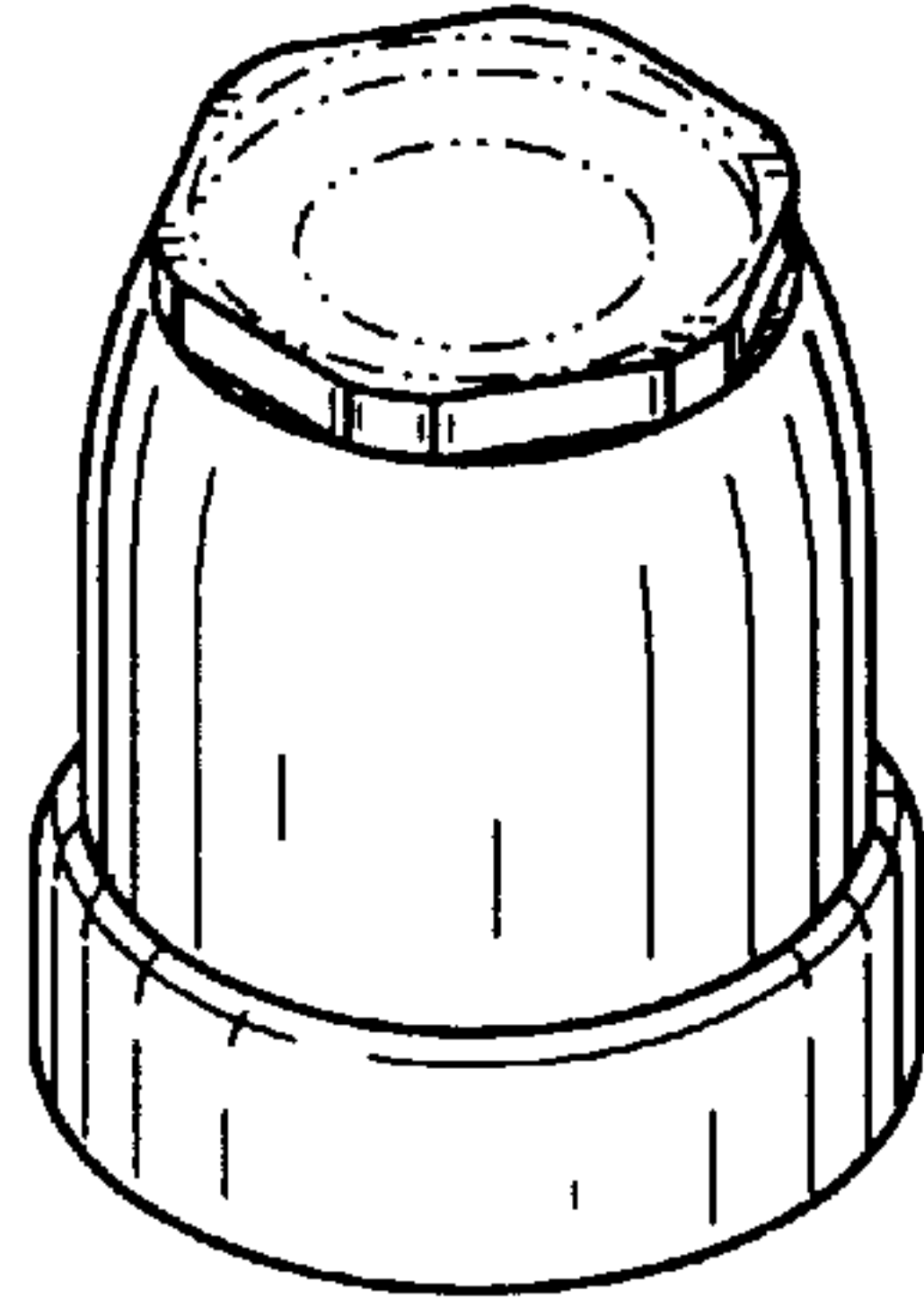


FIG. 2

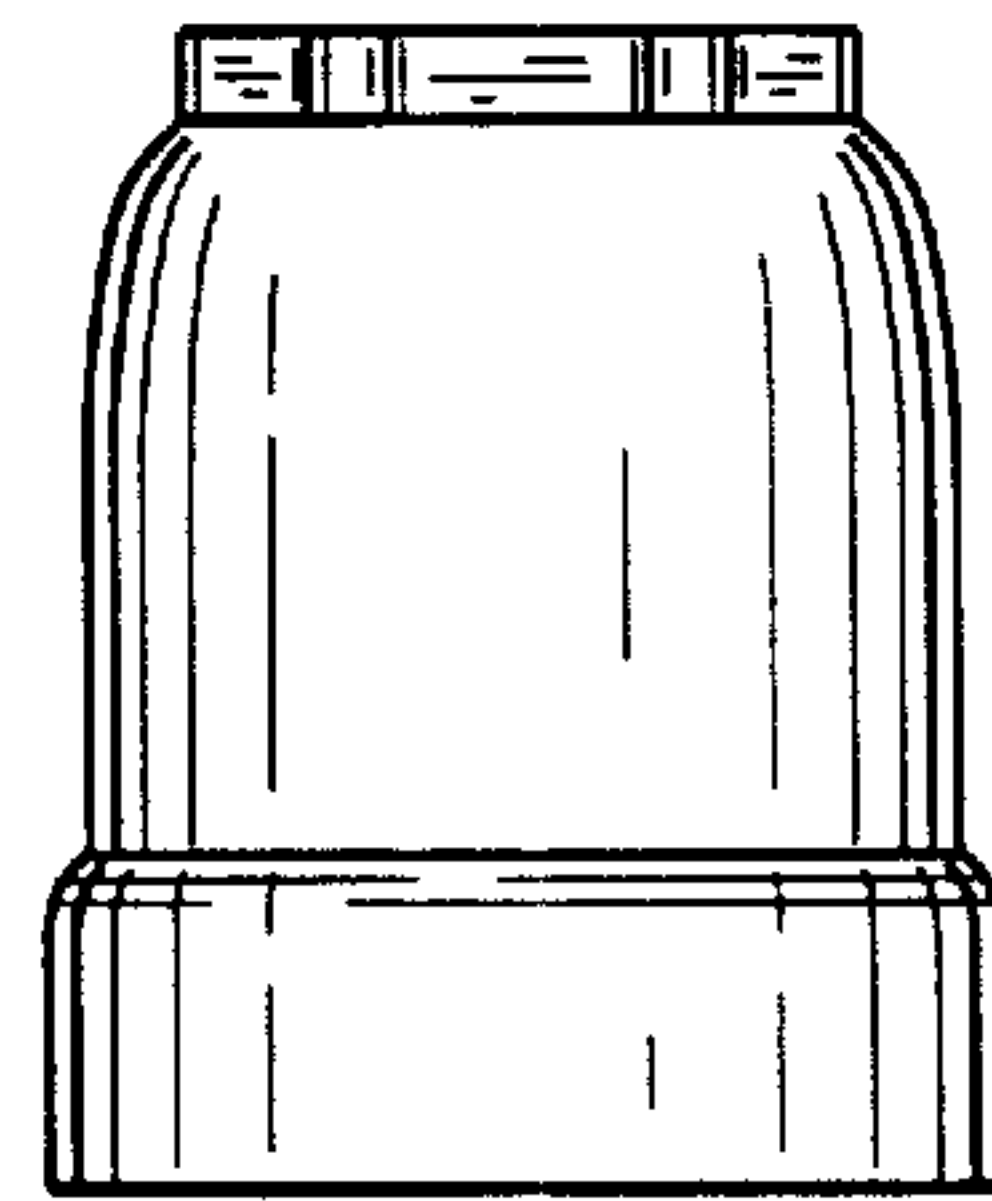


FIG. 3

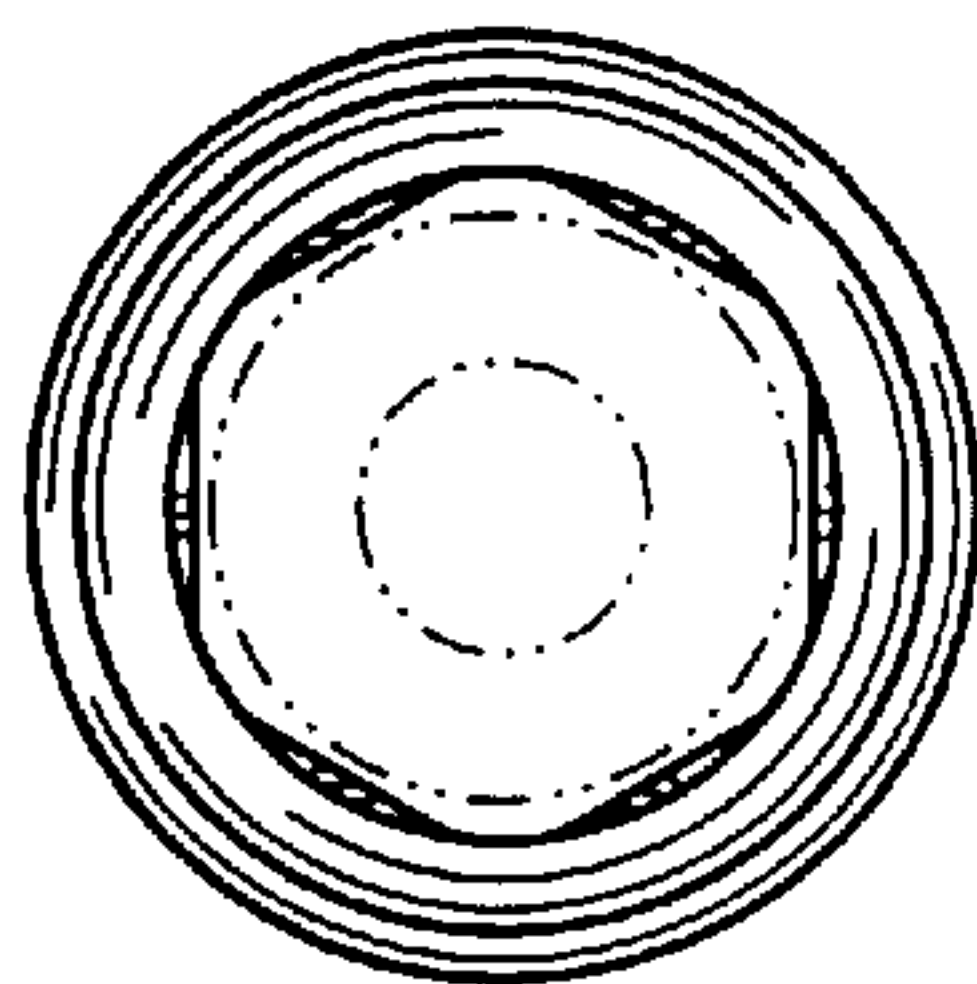


FIG. 4