



US00D472303S

(12) **United States Design Patent**
Alkalay et al.

(10) **Patent No.:** **US D472,303 S**

(45) **Date of Patent:** **** Mar. 25, 2003**

- (54) **WATER WAND—HANDLE PORTION**
- (75) Inventors: **Uri Alkalay**, Even Yehuda (IL);
Coustantin Presman, Raanana (IL)
- (73) Assignee: **Lego Irrigation Ltd.**, Natanya (IL)
- (**) Term: **14 Years**
- (21) Appl. No.: **29/168,007**
- (22) Filed: **Sep. 25, 2002**

D353,874 S	12/1994	Clivio	D23/213
D359,547 S	6/1995	Wang	D23/223
D385,948 S	11/1997	Guo et al.	D23/223
D425,603 S	5/2000	Guo	D23/223
D433,099 S	* 10/2000	Chao	D23/226

* cited by examiner

Primary Examiner—Robin V. Taylor
(74) *Attorney, Agent, or Firm*—Baker Botts LLP

(57) **CLAIM**

The ornamental design for a water wand—handle portion, as shown and described.

Related U.S. Application Data

- (62) Division of application No. 29/155,124, filed on Feb. 4, 2002.

(30) **Foreign Application Priority Data**

- Aug. 8, 2001 (IL) 35473
- (51) **LOC (7) Cl.** **23-01**
- (52) **U.S. Cl.** **D23/223**
- (58) **Field of Search** D23/213, 223,
D23/226; 239/530, 532, 280

(56) **References Cited**

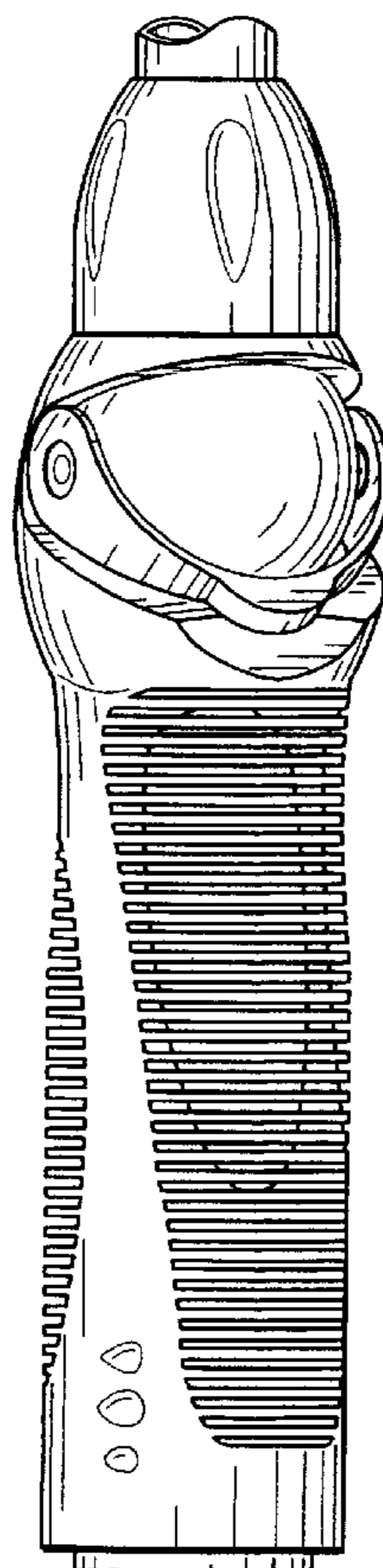
U.S. PATENT DOCUMENTS

- D270,560 S 9/1983 Clivio et al. D23/35

DESCRIPTION

FIG. 1 is a front view showing a detail of the handle of the present design of a water wand;
 FIG. 2 is a back view showing a detail of the handle of the present design of a water wand;
 FIG. 3 is a right side view showing a detail of the handle of the present design of a water wand;
 FIG. 4 is a left side view showing a detail of the handle of the present design of a water wand; and,
 FIG. 5 is a back-right perspective view showing a detail of the handle of the present design of a water wand.

1 Claim, 1 Drawing Sheet



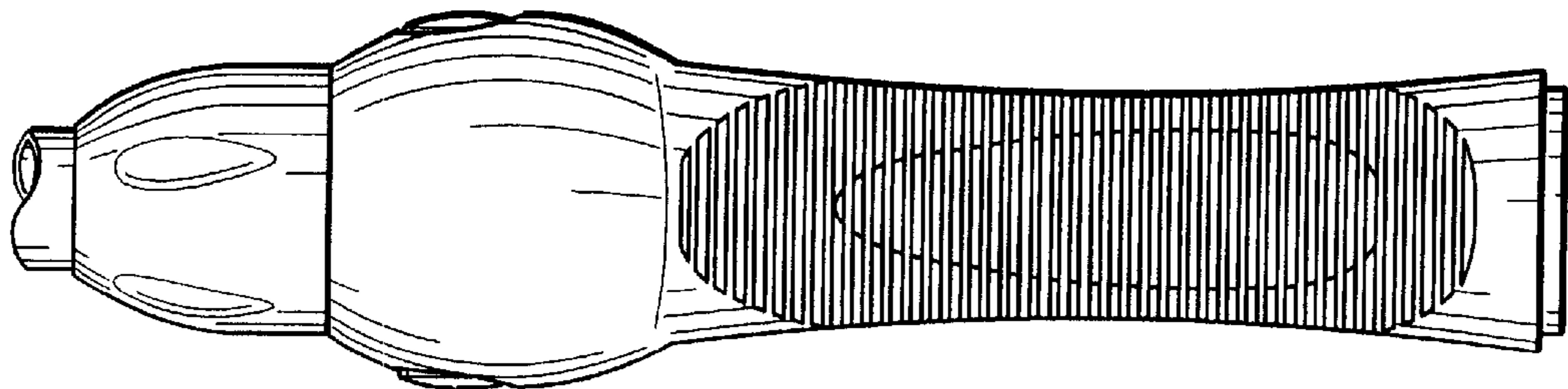


FIG. 1

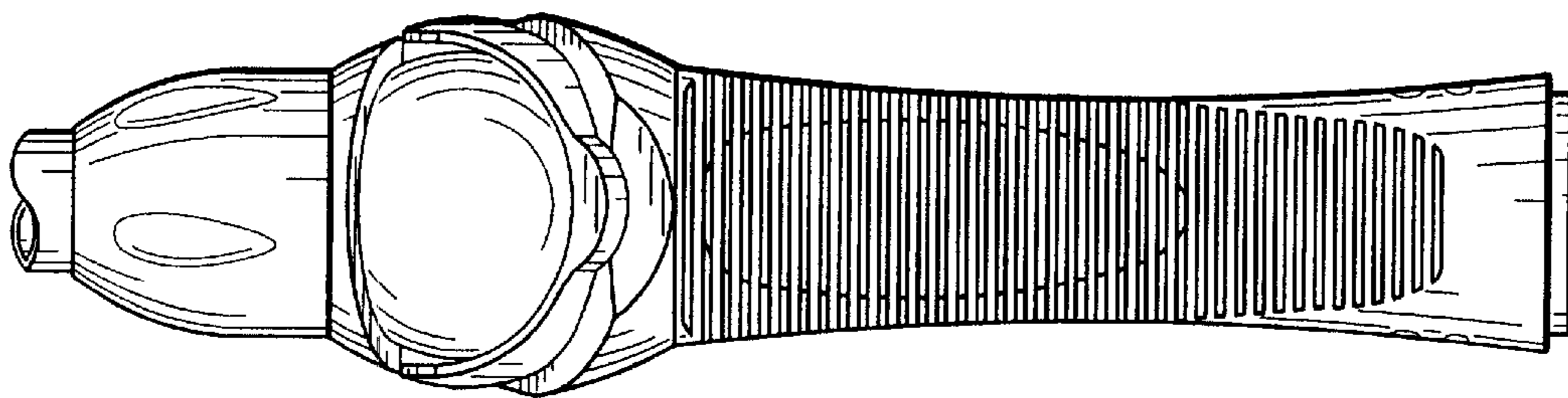


FIG. 2

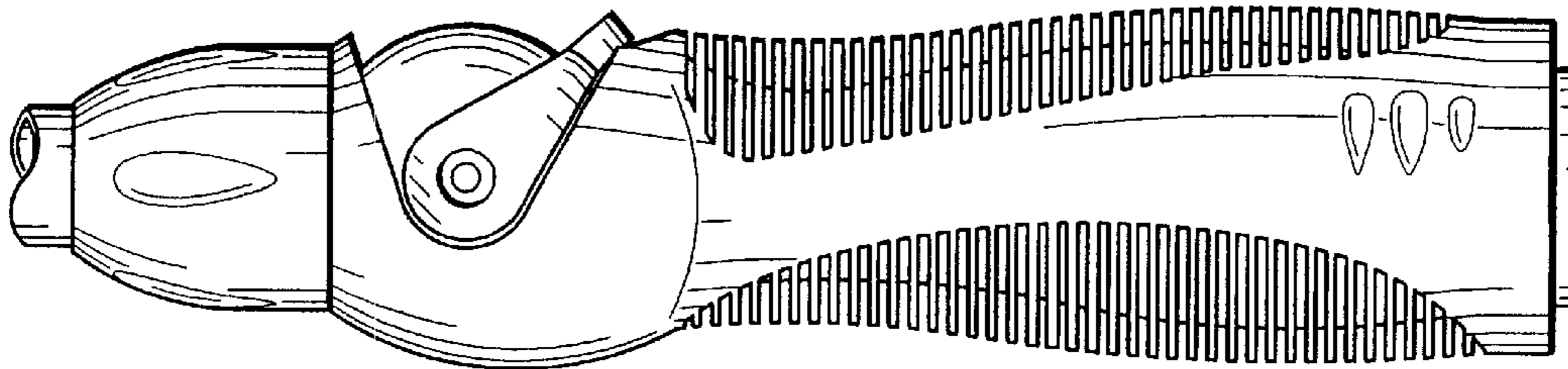


FIG. 3

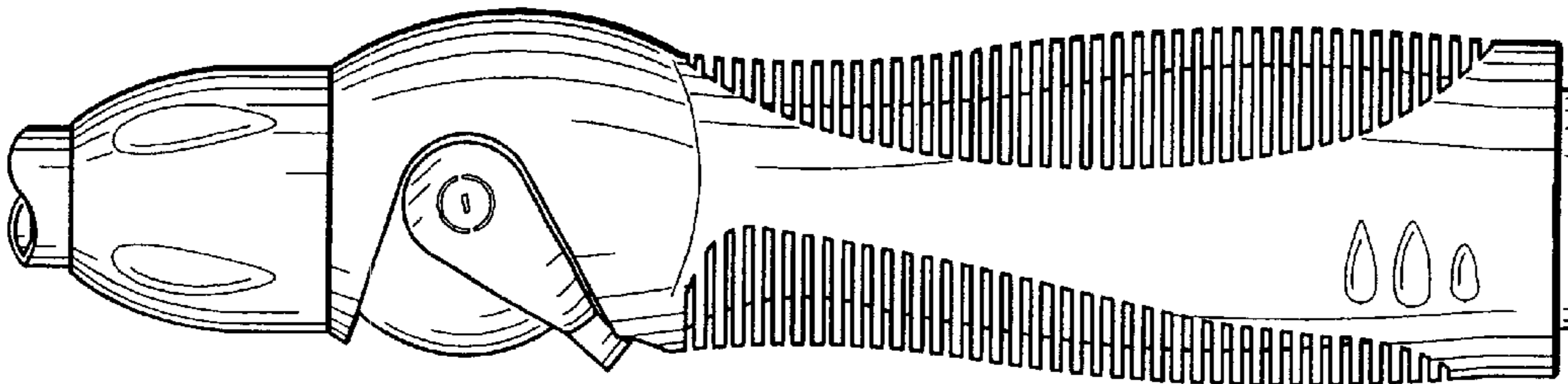


FIG. 4

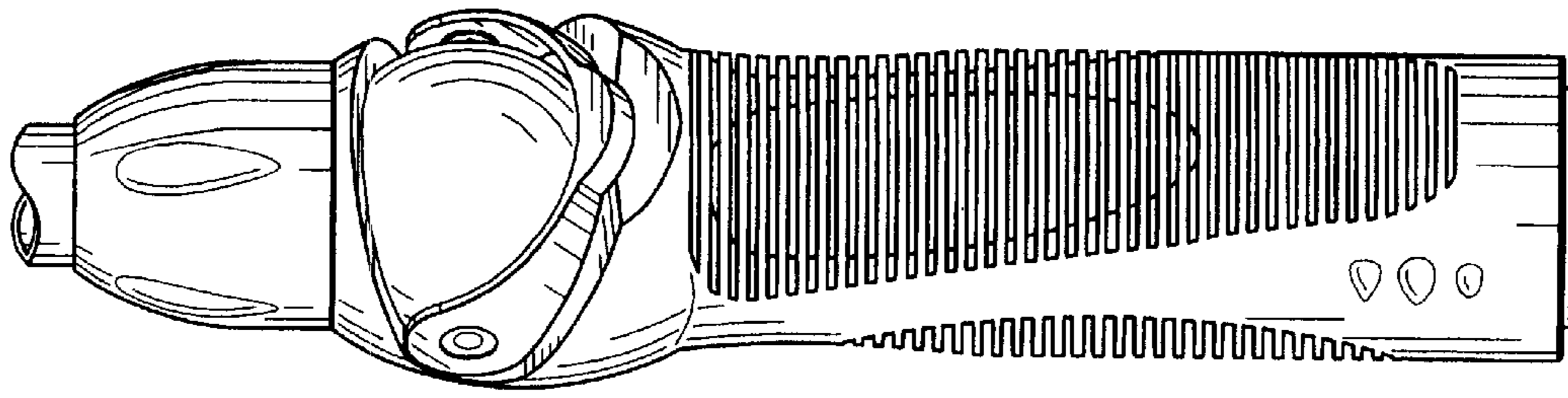


FIG. 5