



US00D472288S

(12) **United States Design Patent**  
**Grabowski**

(10) **Patent No.:** **US D472,288 S**

(45) **Date of Patent:** **\*\* Mar. 25, 2003**

(54) **GOLF LEARNING AND GUIDE MAT**

D358,440 S \* 5/1995 Clayton ..... D21/792  
D359,336 S \* 6/1995 DeLapp et al. .... D21/792

(76) Inventor: **Gary Arnold Grabowski**, 128 S.  
Zinnia Way, Lakewood, CO (US) 80228

\* cited by examiner

(\*\*) Term: **14 Years**

*Primary Examiner*—Mitchell Siegel

(21) Appl. No.: **29/162,142**

(57) **CLAIM**

(22) Filed: **Jun. 11, 2002**

The ornamental design for a golf learning and guide mat,  
and described, as shown.

(51) **LOC (7) Cl.** ..... **21-02**

**DESCRIPTION**

(52) **U.S. Cl.** ..... **D21/792**

(58) **Field of Search** ..... D21/789, 792,  
D21/791; 473/218, 278

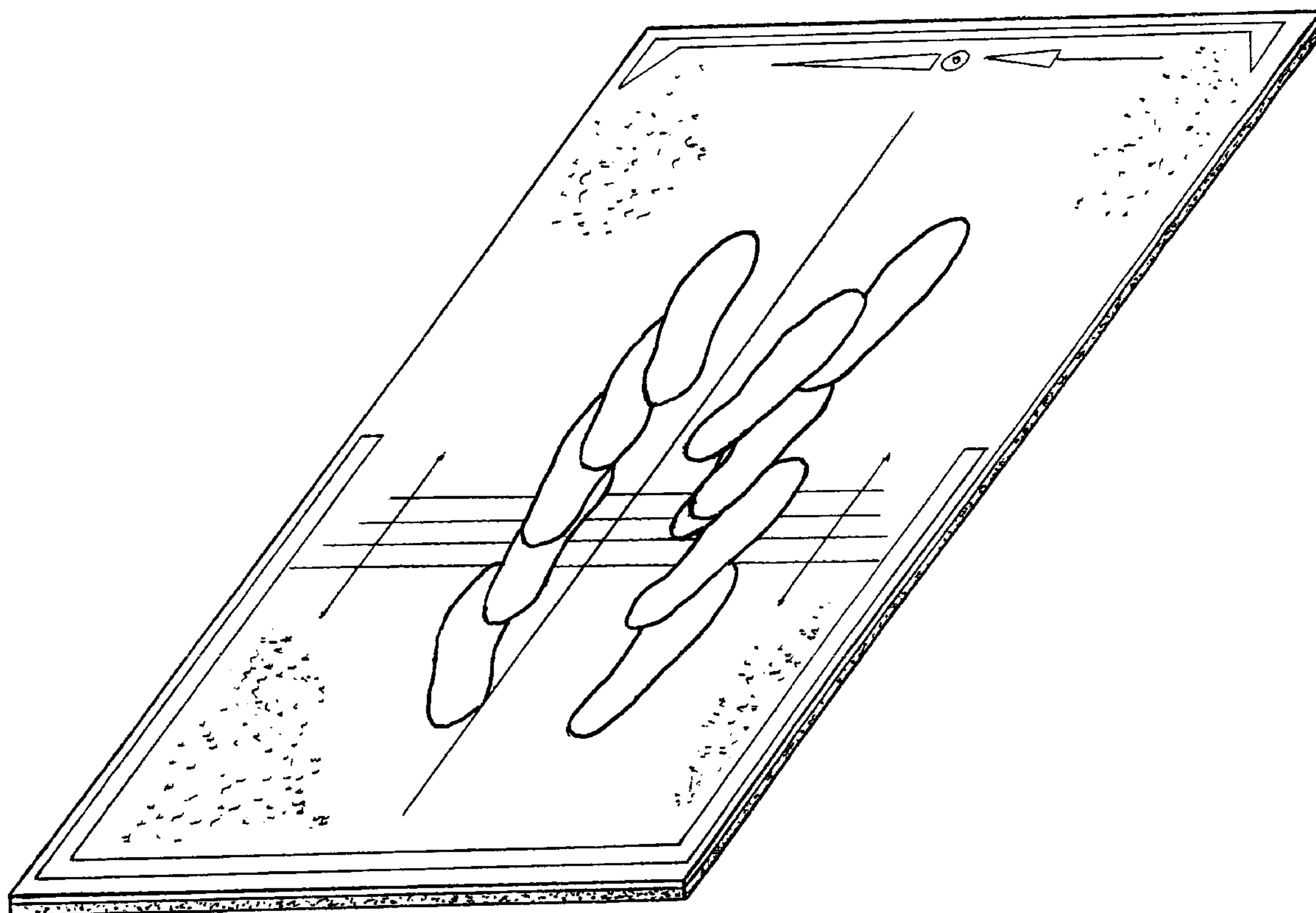
FIG. 1 is a perspective view embodying my new design;  
FIG. 2 is a top view plan view thereof;  
FIG. 3 is a end elevational view thereof, the other end view  
being identical;  
FIG. 4 is a side elevational view thereof, the other side views  
being identical; and,  
FIG. 5 is a bottom plan view of the golf mat.

(56) **References Cited**

**U.S. PATENT DOCUMENTS**

D190,241 S \* 5/1961 Miller ..... D21/792  
D225,242 S \* 11/1972 Pruitt ..... D21/792  
D335,696 S \* 5/1993 Byers ..... D21/792  
D338,701 S \* 8/1993 Weber ..... D21/792

**1 Claim, 3 Drawing Sheets**



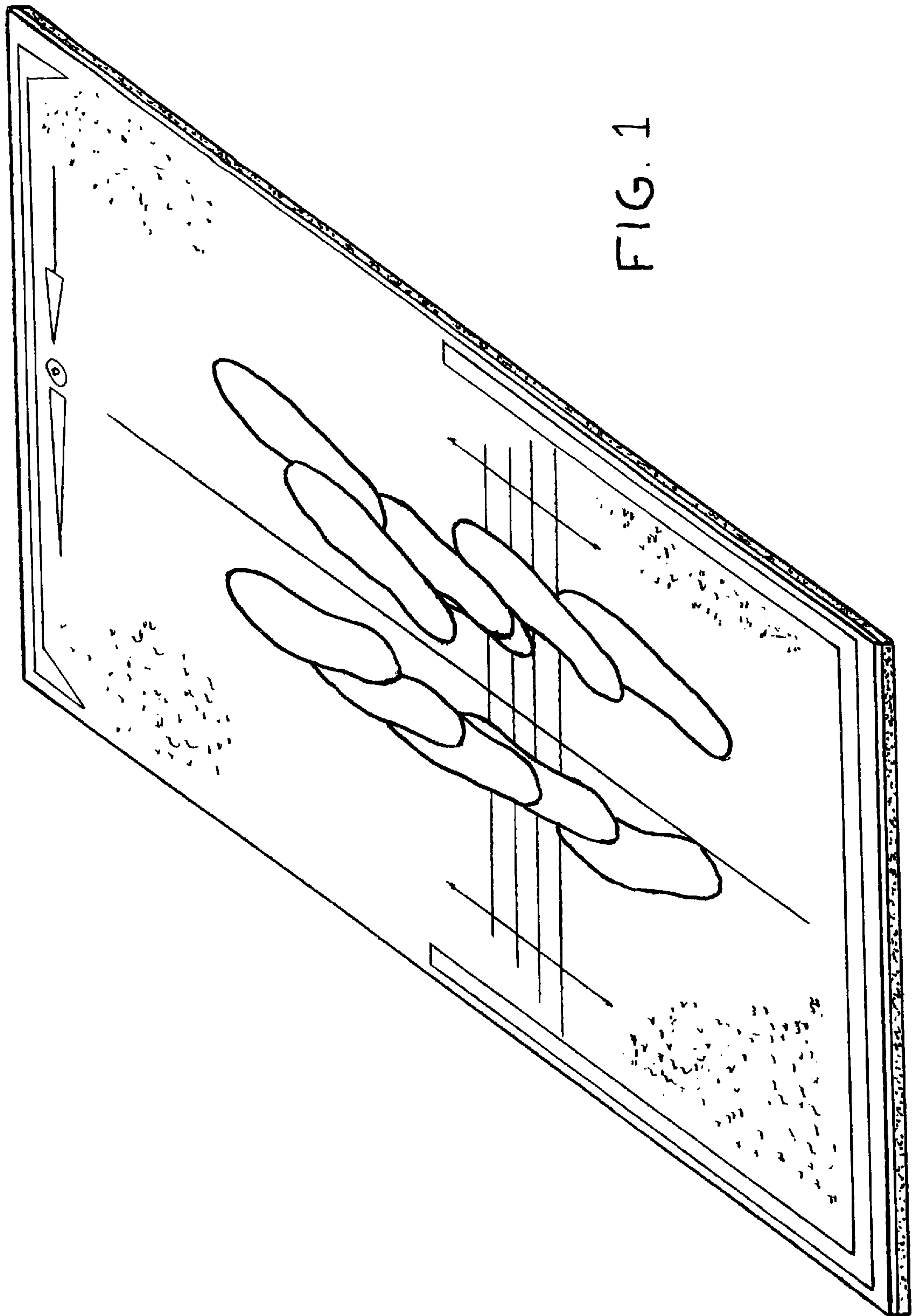


FIG. 1

FIG. 3

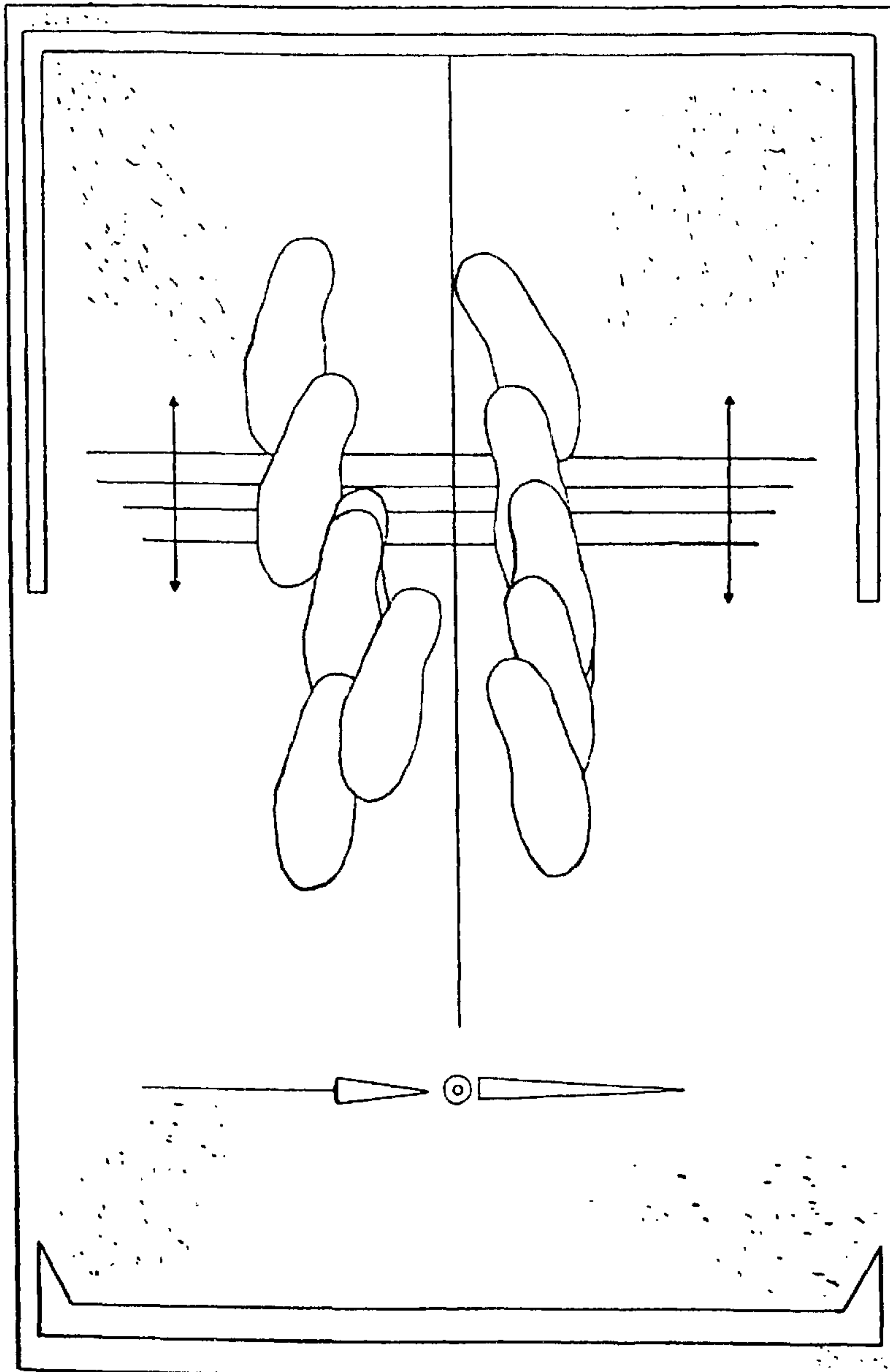


FIG. 2



FIG. 4




FIG. 5