



US00D472286S

(12) **United States Design Patent**
King

(10) **Patent No.:** **US D472,286 S**

(45) **Date of Patent:** **** Mar. 25, 2003**

(54) **SEGMENTED, THREADED JOINT, HOCKEY STICK**

(76) **Inventor:** **Michael R. King**, 5321 Banbury Dr., Toledo, OH (US) 43615

(**) **Term:** **14 Years**

(21) **Appl. No.:** **29/162,254**

(22) **Filed:** **Jun. 10, 2002**

(51) **LOC (7) Cl.** **21-02**

(52) **U.S. Cl.** **D21/727**

(58) **Field of Search** **D21/727; 473/560-563**

(56) **References Cited**

U.S. PATENT DOCUMENTS

5,511,776 A	*	4/1996	Huru	473/563
D399,544 S	*	10/1998	Liu	D21/727
D430,249 S	*	8/2000	Burger	D21/727
D435,614 S	*	12/2000	Illiano	D21/727

* cited by examiner

Primary Examiner—Mitchell Siegel

(74) *Attorney, Agent, or Firm*—Gene Scott-Patent Law & Venture Group

(57) **CLAIM**

The ornamental design for a “segmented, threaded joint, hockey stick”, as shown and described.

DESCRIPTION

FIG. 1 is a right side elevational view of a segmented, threaded joint, hockey stick, showing my new design;
 FIG. 2 is a front elevational view thereof;
 FIG. 3 is a rear elevational view thereof;
 FIG. 4 is a top plan view thereof;
 FIG. 5 is a bottom plan view thereof;
 FIG. 6 is a right side elevational exploded view showing two segments thereof;
 FIG. 7 is a front elevational exploded view showing the two segments thereof;
 FIG. 8 is a rear elevational exploded view showing the two segments thereof;
 FIG. 9 is a top plan exploded view showing the two segments thereof; and,
 FIG. 10 is a bottom plan exploded view showing the two segments thereof.

1 Claim, 4 Drawing Sheets



Fig. 1




Fig. 2



Fig. 3

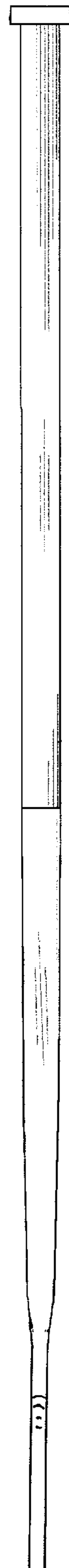


Fig. 4

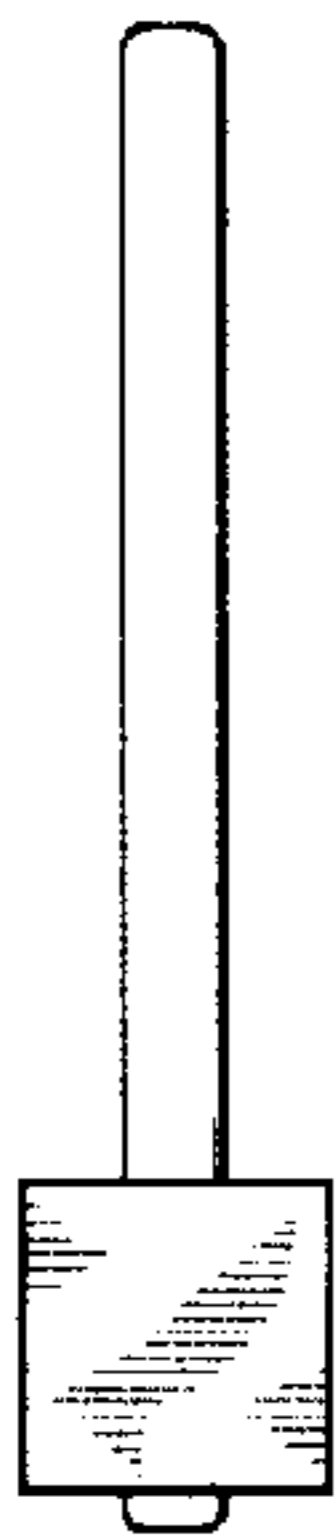


Fig. 5

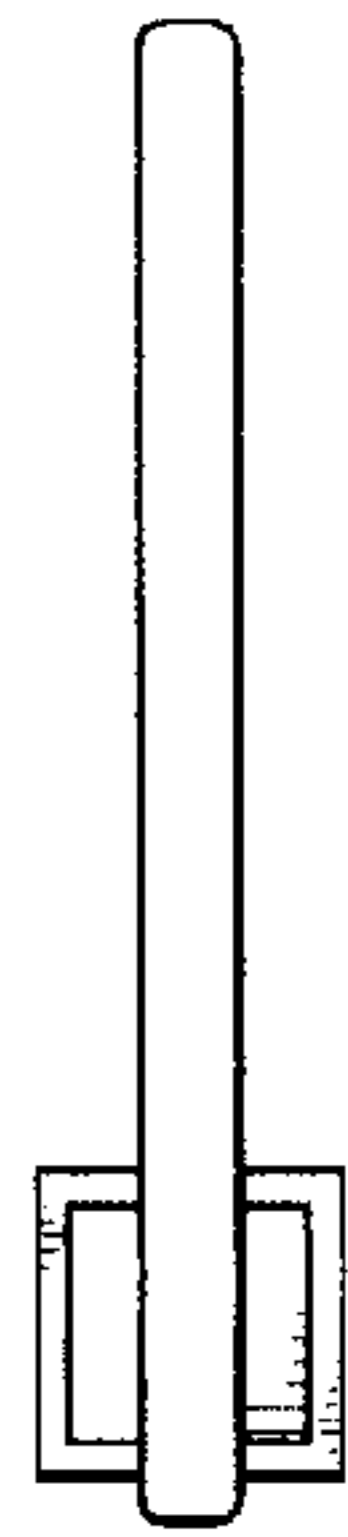


Fig. 6

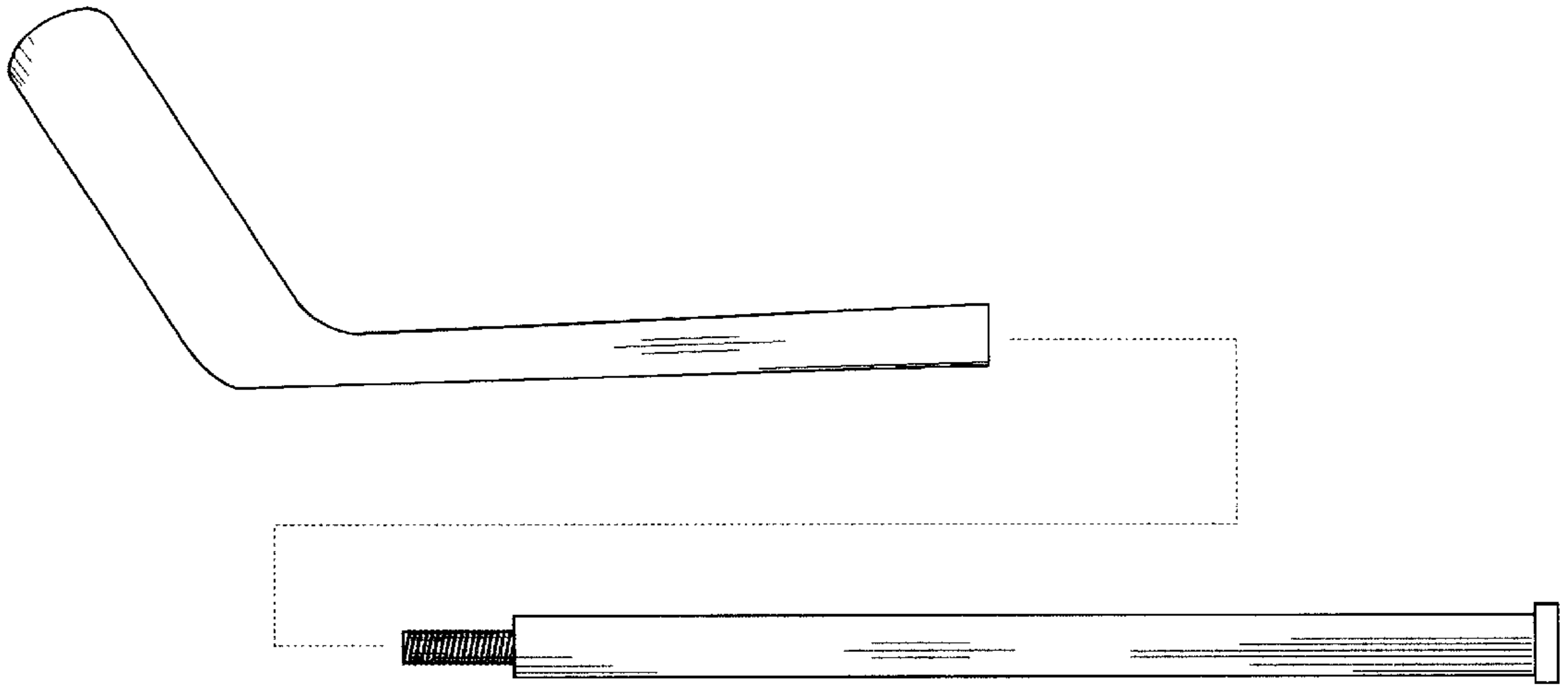


Fig. 7




Fig. 8

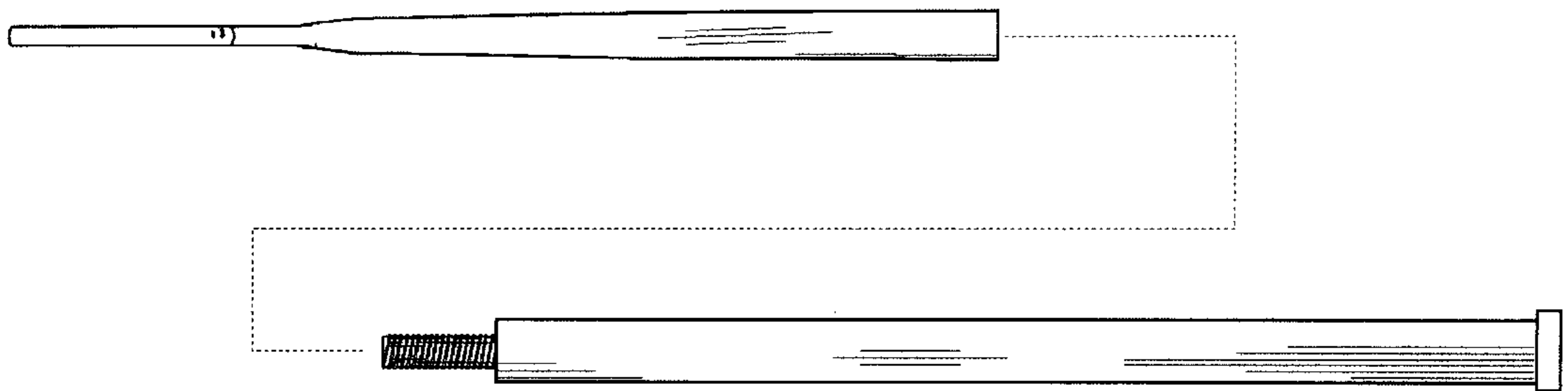


Fig. 9

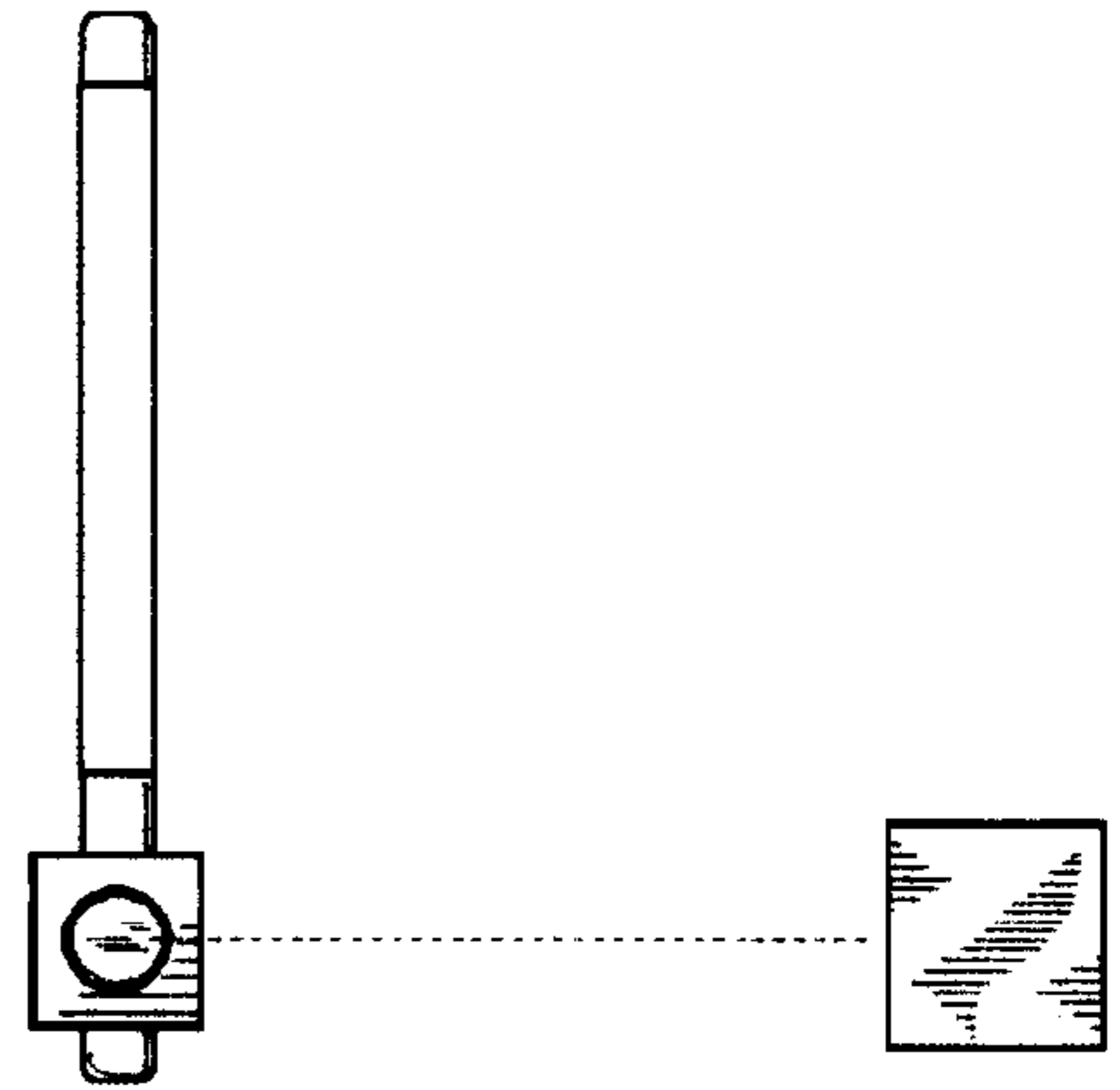


Fig. 10

