



US00D472277S

(12) **United States Design Patent**
Beghelli

(10) **Patent No.:** **US D472,277 S**

(45) **Date of Patent:** **** Mar. 25, 2003**

(54) **INDICATING DEVICE FOR EMERGENCY
SIGNALLING**

(75) **Inventor:** **Gian Pietro Beghelli, Montevoglio (IT)**

(73) **Assignee:** **Beghelli S.p.A., Montevoglio (IT)**

(**) **Term:** **14 Years**

(21) **Appl. No.:** **29/155,148**

(22) **Filed:** **Feb. 4, 2002**

(30) **Foreign Application Priority Data**

Aug. 6, 2001 (IT) MI0100582

(51) **LOC (7) Cl.** **20-02**

(52) **U.S. Cl.** **D20/42**

(58) **Field of Search** D10/109; D26/124;
315/129; 340/505, 538; 362/259; 248/558,
288.11, 317, 327, 231.81; 40/570, 617;
D20/42

(56) **References Cited**

U.S. PATENT DOCUMENTS

3,591,941 A * 7/1971 Jaffe, Jr. 40/546

* cited by examiner

Primary Examiner—Antoine Duval Davis

(74) *Attorney, Agent, or Firm*—Hedman & Costigan, P.C.

(57) **CLAIM**

The ornamental design for an indicating device for emergency signalling, as shown and described.

DESCRIPTION

FIG. 1 is a front view of an indicating device for emergency signalling, showing my new design;

FIG. 2 is a top view thereof;

FIG. 3 is a rear view thereof;

FIG. 4 corresponds to the opposite side of FIG. 1;

FIG. 5 corresponds to the opposite side of FIG. 2; and,

FIG. 6 corresponds to the opposite side of FIG. 3.

1 Claim, 4 Drawing Sheets




Fig.1

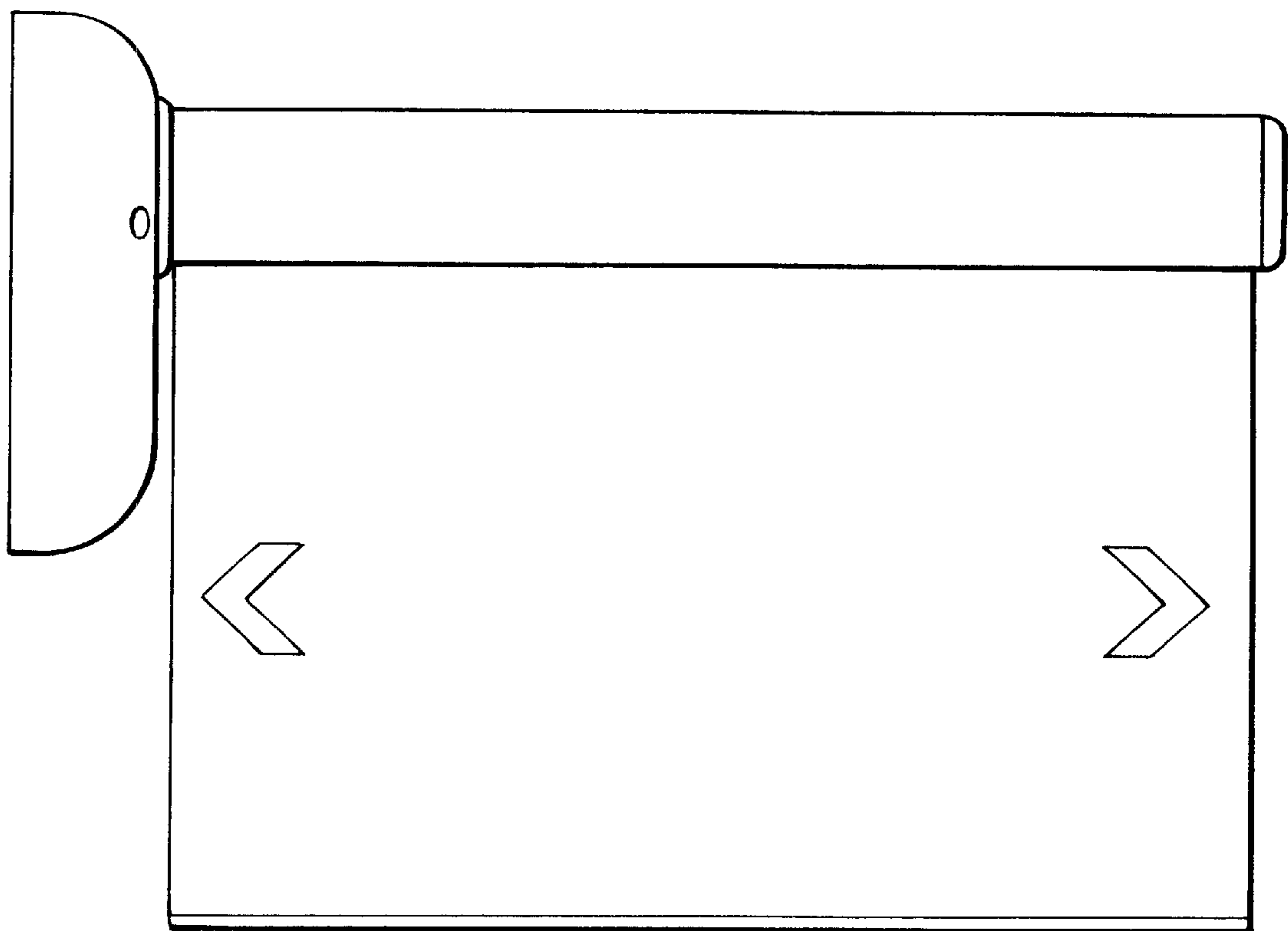


Fig.2




Fig.3

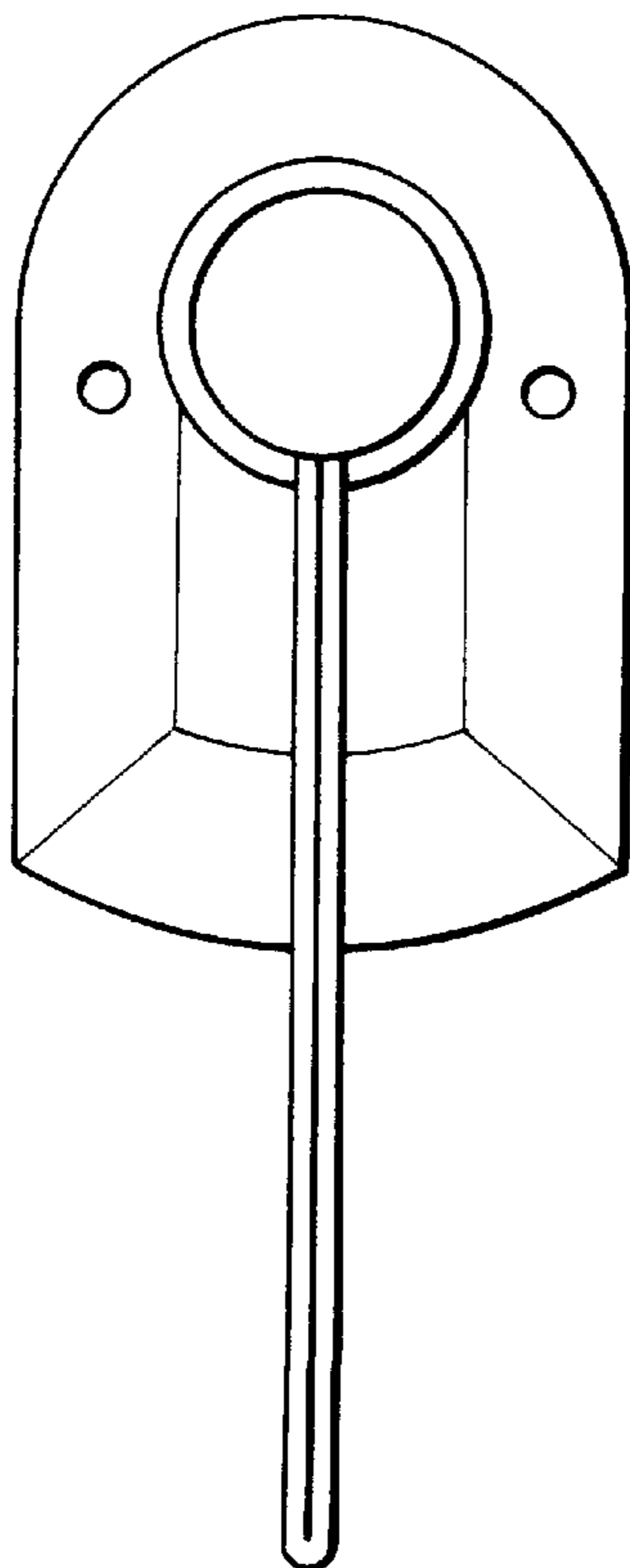


Fig.4




Fig.5

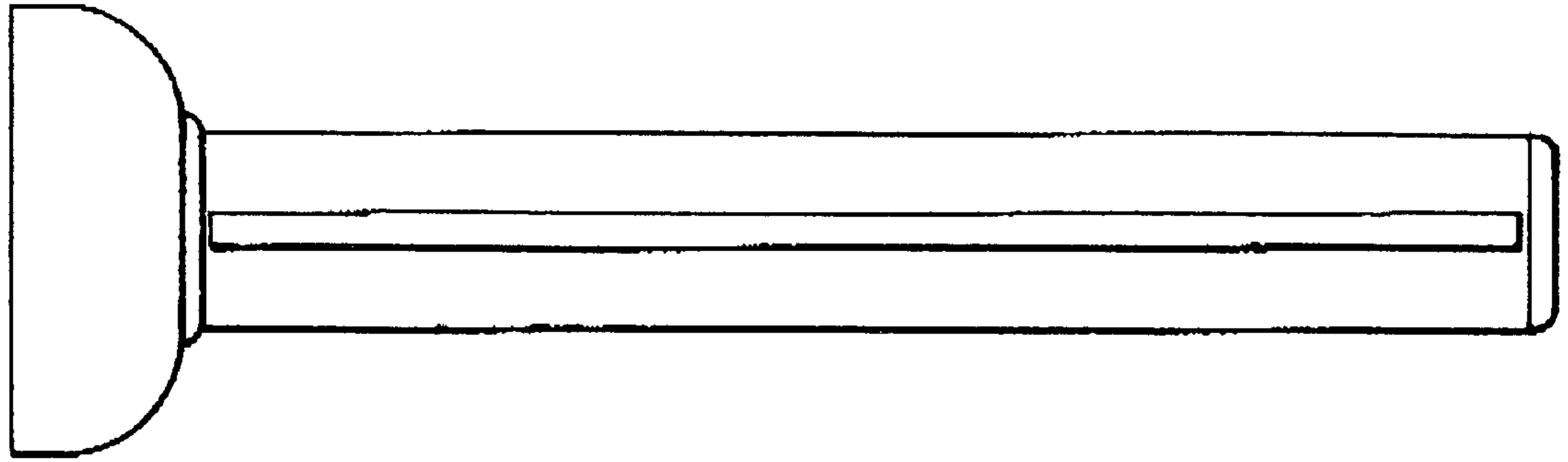


Fig.6

