



US00D472273S

(12) **United States Design Patent**
Haugen

(10) **Patent No.:** **US D472,273 S**

(45) **Date of Patent:** **** Mar. 25, 2003**

(54) **TRAFFIC CONTROL UMBRELLA**

(76) Inventor: **Kermit Haugen**, 22403 O.K. Hwy.
East, Graham, WA (US) 98338

(**) Term: **14 Years**

(21) Appl. No.: **29/135,929**

(22) Filed: **Feb. 8, 2001**

(51) **LOC (7) Cl.** **20-03**

(52) **U.S. Cl.** **D20/19**

(58) **Field of Search** D3/10, 13; D10/109,
D10/114; D20/10, 19, 21, 41, 42; 40/317,
586, 606, 607; 116/28 R, 63 P, 63 R; 135/15.1;
340/908, 908.1

(56) **References Cited**

U.S. PATENT DOCUMENTS

1,517,439	A	*	12/1924	Like	40/607
D106,229	S	*	9/1937	Broussard et al.	D10/114
3,121,416	A	*	2/1964	Gizdich	116/28 R
D243,640	S	*	3/1977	Casparro	D20/21
4,459,787	A	*	7/1984	Wilcox	52/155
4,601,120	A	*	7/1986	Levin	40/550
5,054,219	A	*	10/1991	Hoyt et al.	40/607
D330,686	S	*	11/1992	Campagna	D10/109
5,422,638	A	*	6/1995	Singer et al.	340/908.1
5,755,051	A	*	5/1998	Zumbuhl	40/607
6,035,567	A	*	3/2000	Cameron	40/606
D423,391	S	*	4/2000	Hansen	D10/109
6,204,777	B1	*	3/2001	Lyons	40/606
6,266,903	B1	*	7/2001	Collins	40/586

* cited by examiner

Primary Examiner—Robert M. Spear

(74) *Attorney, Agent, or Firm*—David L. Tingey

(57) **CLAIM**

The ornamental design for a traffic control umbrella, as shown and described.

DESCRIPTION


FIG. 1 is a front perspective view of a traffic control umbrella in a first position of use by a youth crosswalk guard. The broken outline of the guard and a pedestrian is for illustrative purposes and forms no part of the claimed design.

FIG. 2 is a side perspective view of the traffic control umbrella of FIG. 1 in a second position of use rotated 90 degrees by the youth crosswalk guard. Similarly, the broken outline of the guard and a pedestrian is for illustrative purposes and forms no part of the claimed design.

FIG. 3 is a front perspective view of the traffic control umbrella in a first position of use by a road worker. Similarly, the broken outline of the guard and a pedestrian is for illustrative purposes and forms no part of the claimed design; and,

FIG. 4 is a side perspective view of the traffic control umbrella of FIG. 3 in a second position of use rotated 180 degrees by the road worker. Similarly, the broken outline of the road worker is for illustrative purposes and forms no part of the claimed design.

1 Claim, 4 Drawing Sheets






Fig. 1




Fig. 2

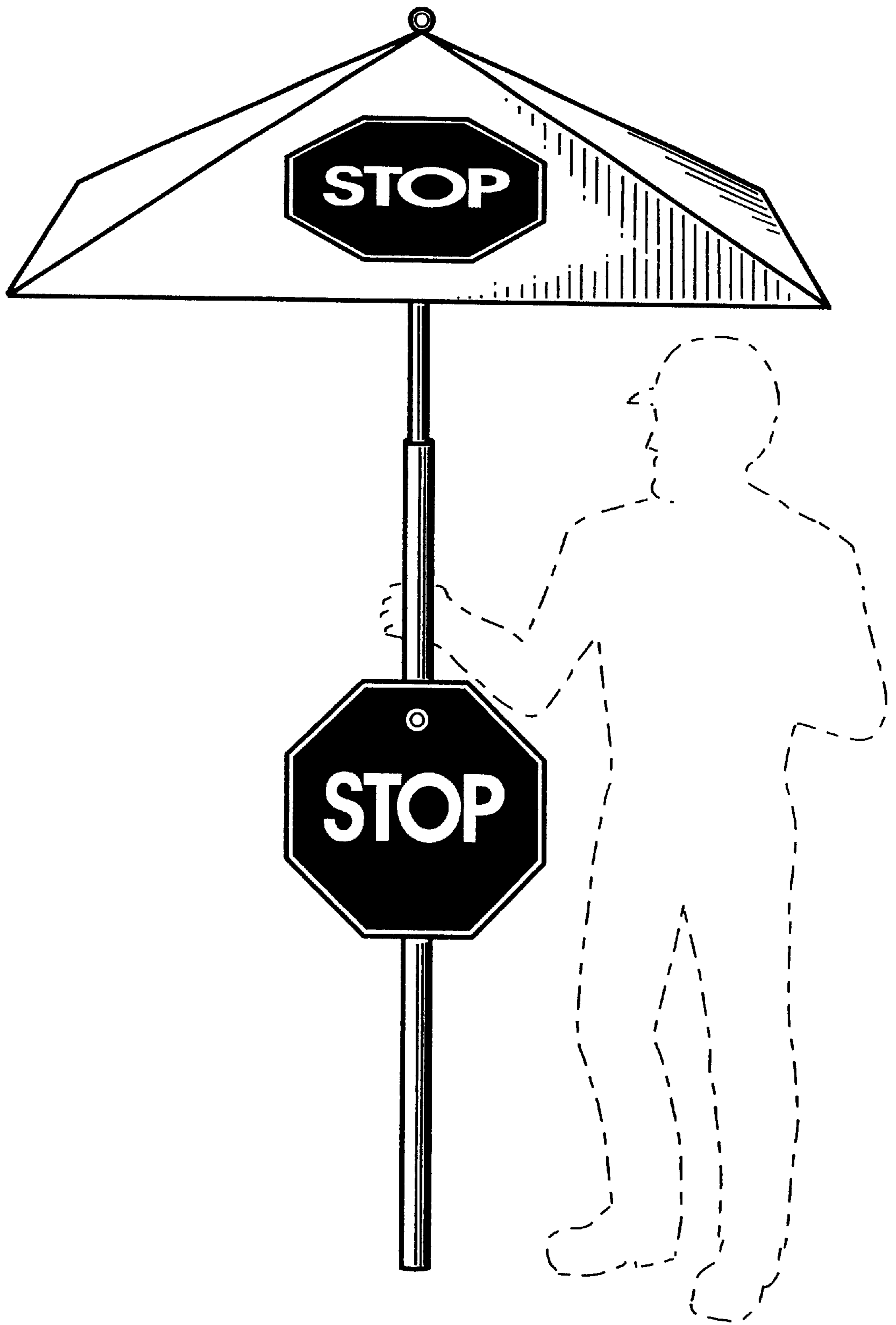


Fig. 3

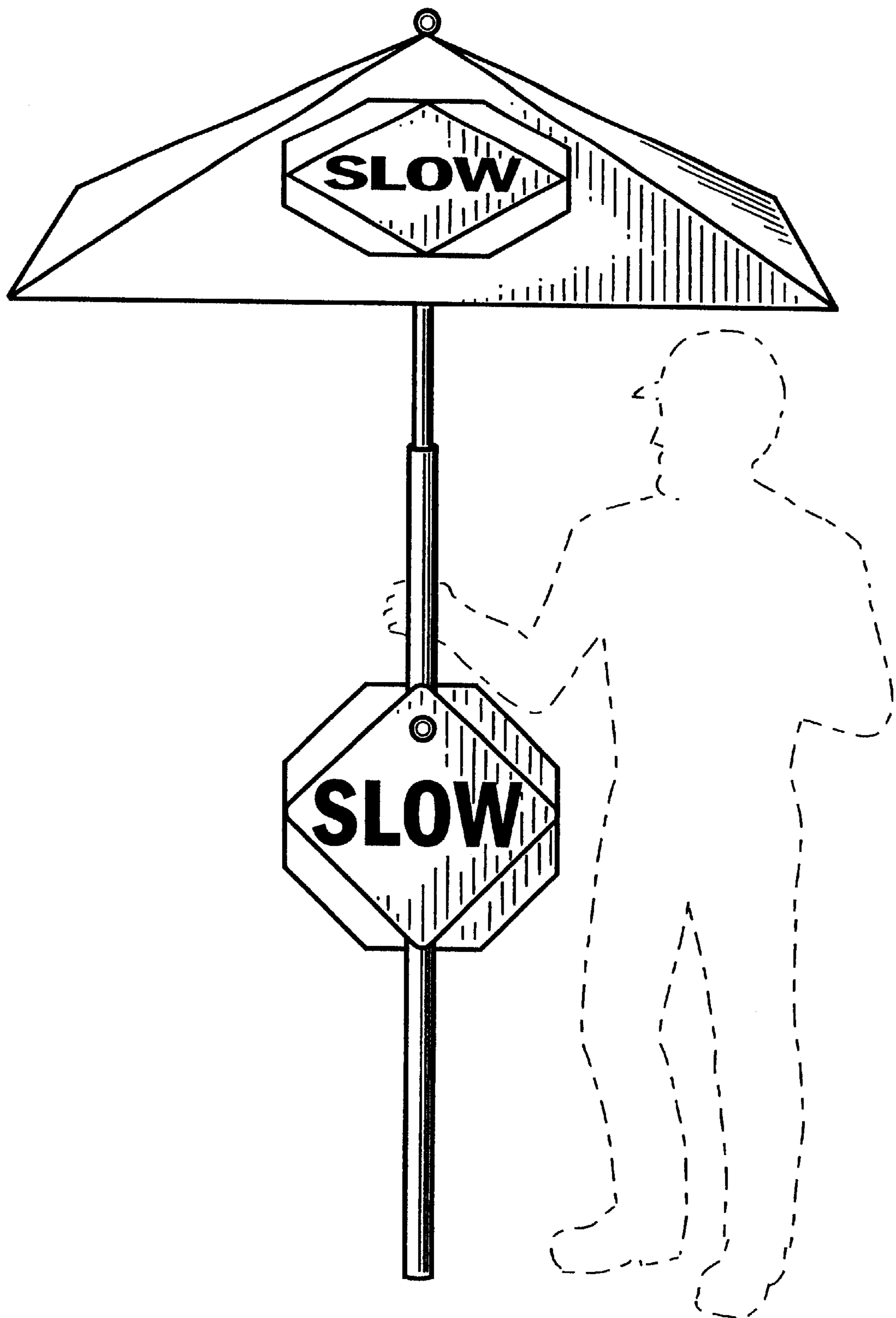


Fig. 4