



US00D472272S

(12)

United States Design Patent
Koury et al.

(10)

Patent No.: US D472,272 S

(45)

Date of Patent: ** Mar. 25, 2003

(54) **CAP FOR A WRITING INSTRUMENT**

(75) Inventors: **Steffen Koury**, Chelsea, MA (US);
Paul Metaxatos, Brookline, MA (US)

(73) Assignee: **Berol Corporation**, Freeport, IL (US)

(**) Term: **14 Years**

(21) Appl. No.: **29/162,325**

(22) Filed: **Jun. 12, 2002**

(51) **LOC (7) Cl.** **19-06**

(52) **U.S. Cl.** **D19/57; D19/50**

(58) **Field of Search** D19/35, 36, 41–51,
D19/53–58, 81–85; 401/98, 202, 213, 243–247,
262

(56) **References Cited**

U.S. PATENT DOCUMENTS

D263,318	S	*	3/1982	Oka	D19/51
D363,739	S	*	10/1995	Petrillo	D19/48
D364,423	S	*	11/1995	Edgerley et al.	D19/51
D365,364	S	*	12/1995	Tseng	D19/50
D441,398	S	*	5/2001	Owen et al.	D19/49
D446,813	S	*	8/2001	Yoon	D19/43
D448,046	S	*	9/2001	Polidoro	D19/43

* cited by examiner

Primary Examiner—Martie K. Holtje
(74) *Attorney, Agent, or Firm*—Marshall, Gerstein & Borun

(57) **CLAIM**

The ornamental design for a “cap for a writing instrument,” as shown and described.

DESCRIPTION

FIG. 1 is a perspective view as seen from the top, front and right side of a cap for a writing instrument showing our new design;

FIG. 2 is a front view thereof;

FIG. 3 is a right elevational view, the left elevational view being a mirror image thereof;

FIG. 4 is a rear view thereof;

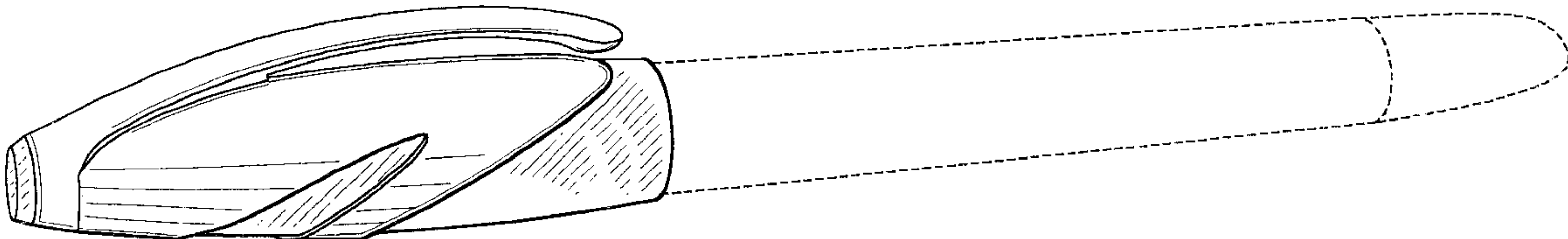
FIG. 5 is a top plan view thereof;

FIG. 6 is a bottom view thereof; and,

FIG. 7 is a perspective view of a cap for a writing instrument of FIG. 1 with the writing tip exposed and the cap positioned on the bottom of the writing instrument barrel.

The broken line showing a writing instrument is for illustrative purposes only and forms no part of the claimed design.

1 Claim, 3 Drawing Sheets



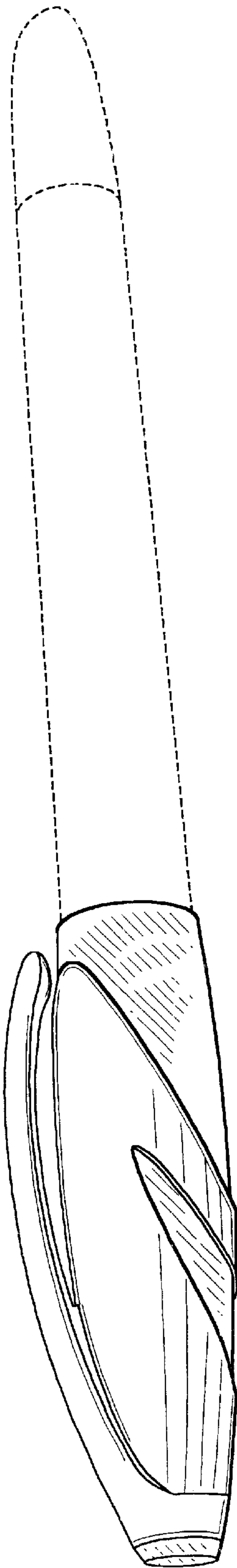


FIG. 1

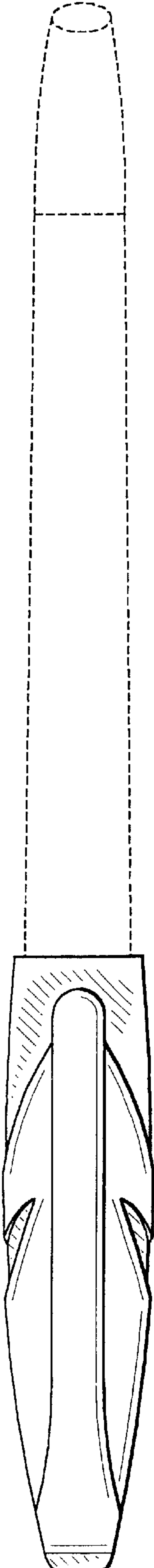


FIG. 2




FIG. 3

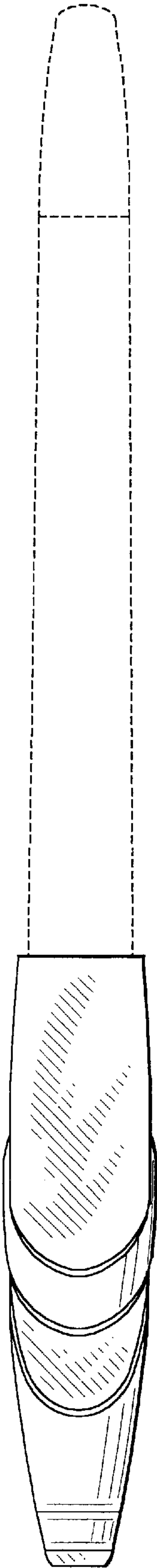


FIG. 4

FIG. 5

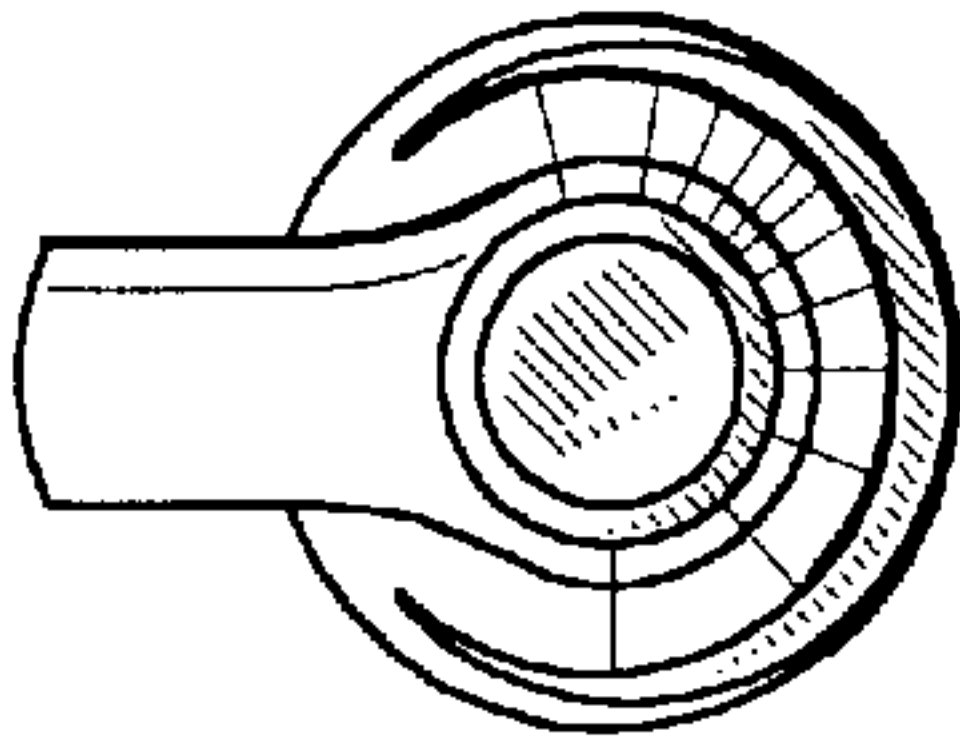


FIG. 6

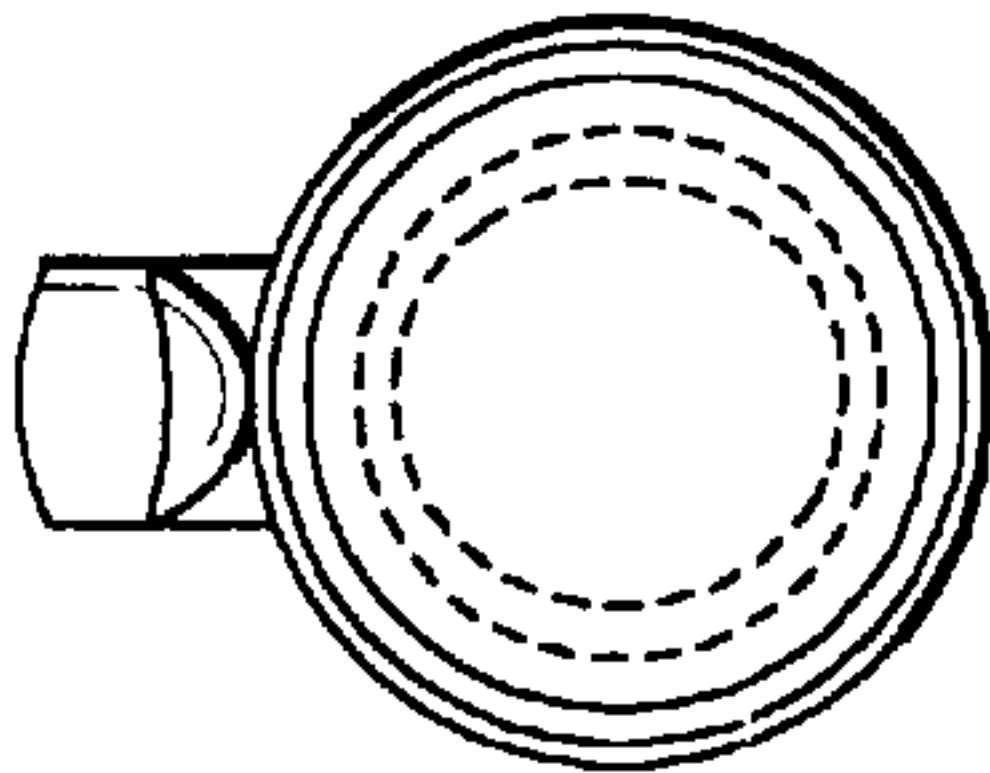


FIG. 7

