



US00D472270S

(12) **United States Design Patent**
Ben-Ari

(10) **Patent No.:** **US D472,270 S**

(45) **Date of Patent:** **** Mar. 25, 2003**

(54) **PEN CLIP**

(75) **Inventor:** **Cyna Ben-Ari, New York, NY (US)**

(73) **Assignee:** **Livalo Design Inc., New York, NY (US)**

(**) **Term:** **14 Years**

(21) **Appl. No.:** **29/151,141**

(22) **Filed:** **Oct. 25, 2001**

(51) **LOC (7) Cl.** **19-06**

(52) **U.S. Cl.** **D19/56; D19/54**

(58) **Field of Search** **D28/4; D19/35, D19/36, 41-51, 54-58, 53, 81-85; 401/98, 202, 213, 243-247, 262; 24/10 R, 11 R, 11 F, 11 CC, 11 PP, 11 C**

(56) **References Cited**

U.S. PATENT DOCUMENTS

D79,546 S	*	10/1929	Biffar	D19/57
D102,720 S	*	1/1937	Larsen	D19/48
D124,725 S	*	1/1941	Ornstein	D10/31
D147,263 S	*	8/1947	Flanagan	D19/36
D173,480 S	*	11/1954	Fink	D19/36

D179,615 S	*	1/1957	Spatz	D28/4
D182,508 S	*	4/1958	Engelmann	D19/54
D331,422 S	*	12/1992	Weilert	D19/56
D336,923 S	*	6/1993	Lin	D19/57

* cited by examiner

Primary Examiner—Martie K. Holtje

(74) *Attorney, Agent, or Firm*—Schweitzer Cornman Gross & Bondell LLP

(57) **CLAIM**

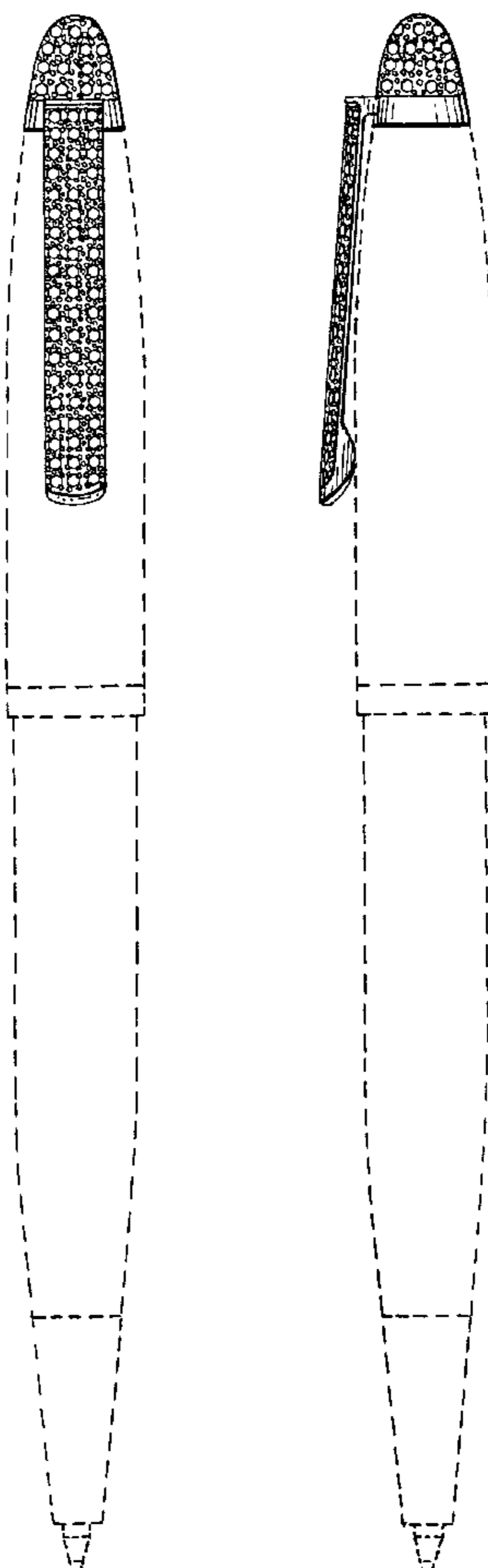
I claim the ornamental design for a pen clip, as shown and described.

DESCRIPTION

FIG. 1 is a front elevational view of a pen clip showing my new design;
FIG. 2 is a right side elevational view, the left side being a mirror image thereof;
FIG. 3 is a top plan view thereof;
FIG. 4 is a rear elevational view thereof; and,
FIG. 5 is a bottom plan view thereof.

The pen depicted by means of broken lines in FIGS. 1 and 2 has been shown for illustrative purposes only and forms no part of the claimed design.

1 Claim, 1 Drawing Sheet



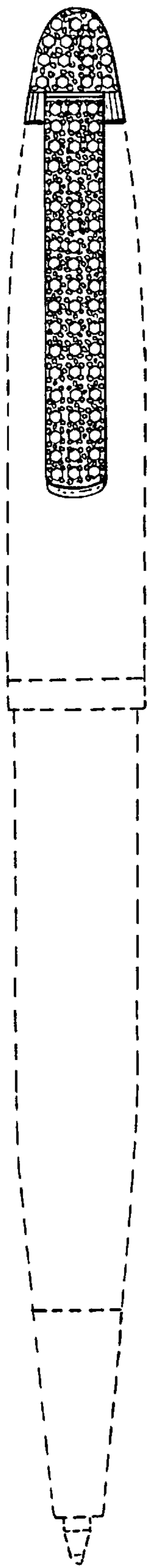


FIG. 1

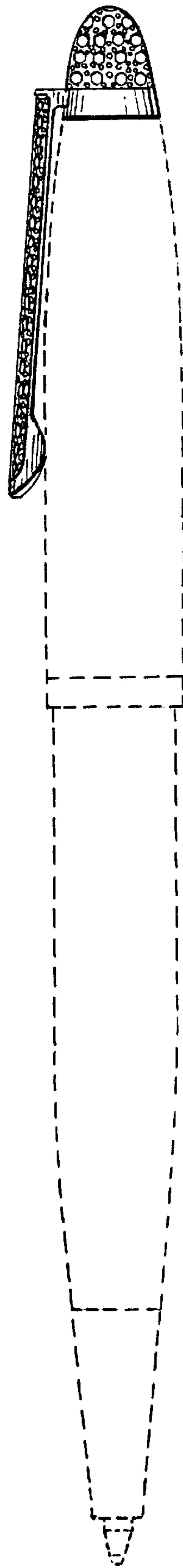


FIG. 2




FIG. 4

FIG. 3

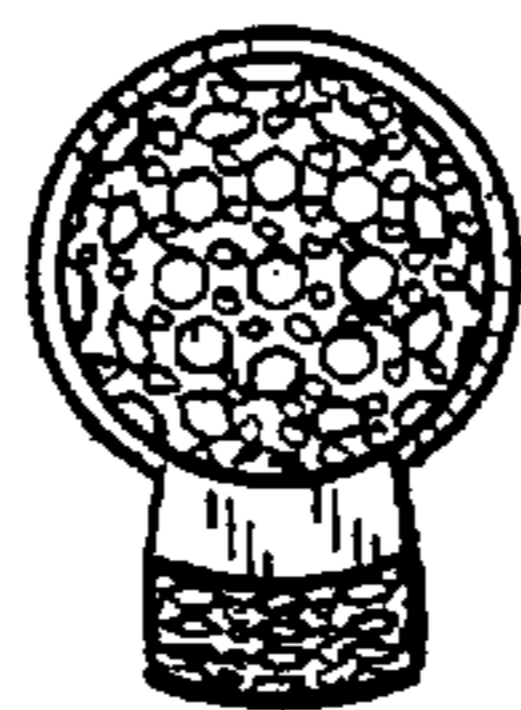


FIG. 5

