



US00D472263S

(12) **United States Design Patent**  
**Jones**

(10) **Patent No.:** **US D472,263 S**

(45) **Date of Patent:** **\*\* Mar. 25, 2003**

(54) **EYEGLASSES HAVING A PLIABLE,  
ABSORBENT ATTACHMENT FRAME**

(76) **Inventor:** **Julie Ann Jones**, 7920 W. Waterford  
Ave., Milwaukee, WI (US) 53220

(\*\*) **Term:** **14 Years**

(21) **Appl. No.:** **29/153,261**

(22) **Filed:** **Oct. 20, 2001**

**Related U.S. Application Data**

(63) Continuation-in-part of application No. 09/758,095, filed on  
Jan. 10, 2001, now abandoned.

(51) **LOC (7) Cl.** ..... **16-06**

(52) **U.S. Cl.** ..... **D16/303; D16/317; D16/311;**  
**D16/326**

(58) **Field of Search** ..... **D16/300-330,**  
**D16/332; D29/109, 110; 351/41, 44, 51,**  
**52, 111, 124, 128, 158; 2/426, 427, 430,**  
**436, 437, 439, 440, 452, 454**

(56) **References Cited**

**U.S. PATENT DOCUMENTS**

D70,852 S \* 8/1926 Nelson

2,150,791 A \* 3/1939 Welsh ..... 2/440  
D219,714 S \* 1/1971 Crestin-Billet  
4,243,041 A \* 1/1981 Paul ..... 351/124  
4,790,031 A \* 12/1988 Duerer ..... 2/439  
D328,752 S \* 8/1992 Blake  
D423,547 S \* 4/2000 Hottenroth ..... D16/303

\* cited by examiner

*Primary Examiner*—Raphael Barkai

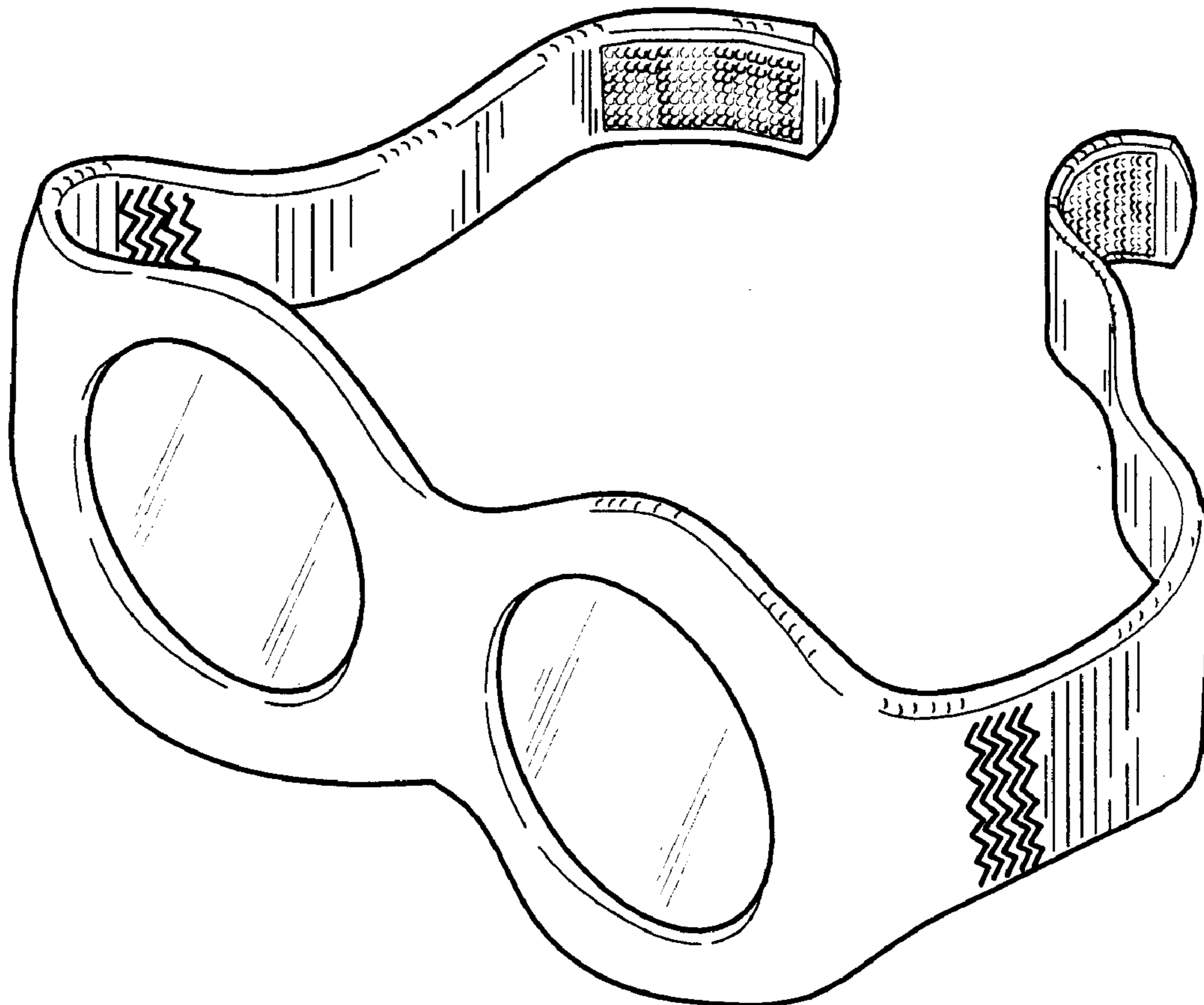
(57) **CLAIM**

The ornamental design for eyeglasses having a pliable,  
absorbent attachment frame, as shown and described.

**DESCRIPTION**

FIG. 1 is a perspective view of eyeglasses having a pliable,  
absorbent attachment frame showing my new design;  
FIG. 2 is a front elevational view thereof;  
FIG. 3 is a rear elevational view thereof;  
FIG. 4 is a bottom plan view thereof;  
FIG. 5 is a top plan view thereof;  
FIG. 6 is a left side elevational view; and,  
FIG. 7 is a right side elevational view thereof.

**1 Claim, 3 Drawing Sheets**



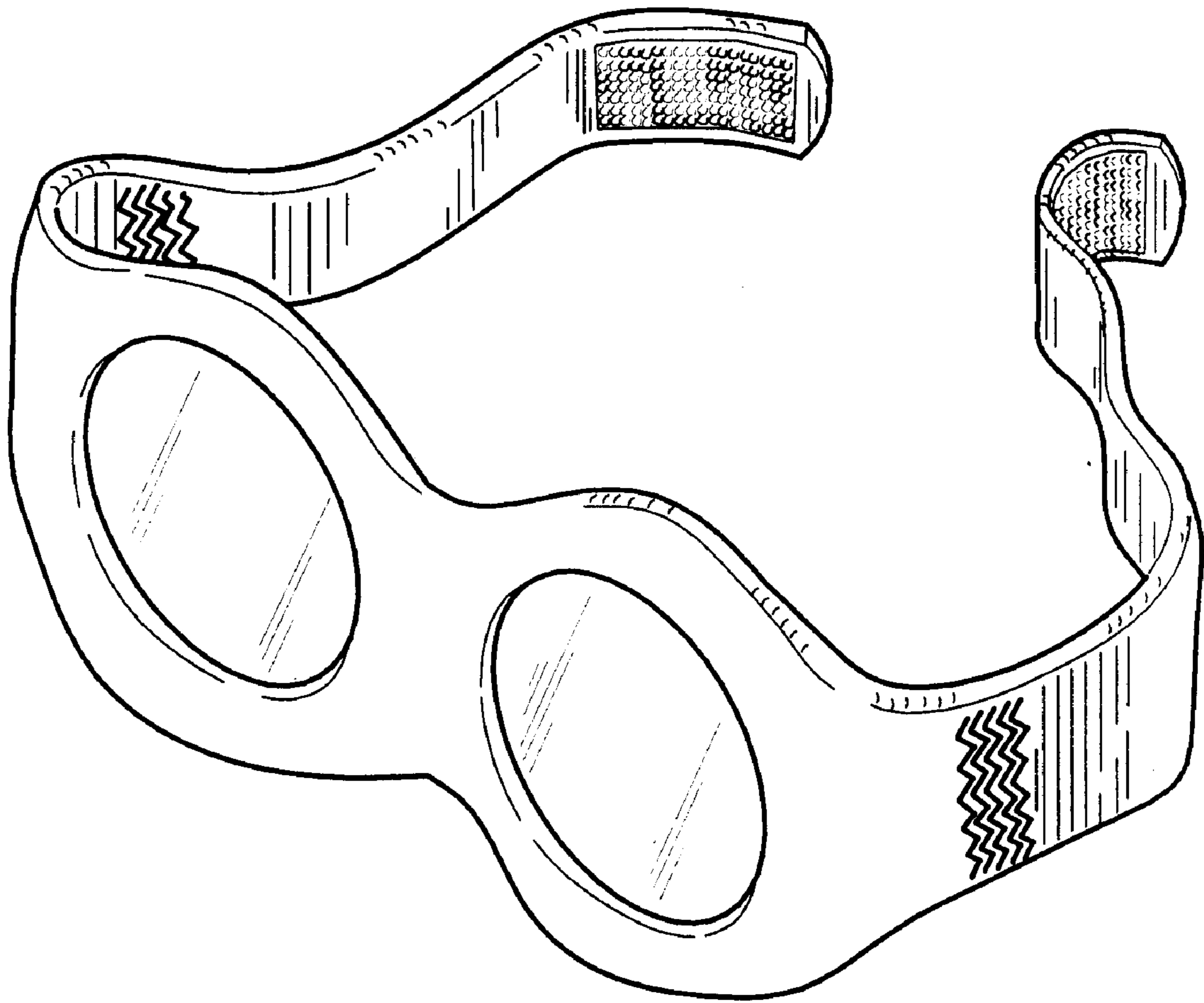


Figure 1

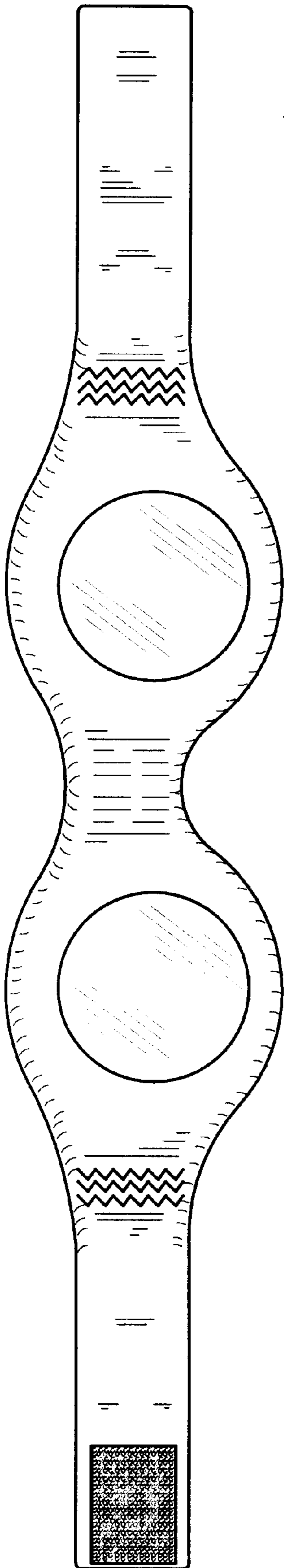


Figure 2

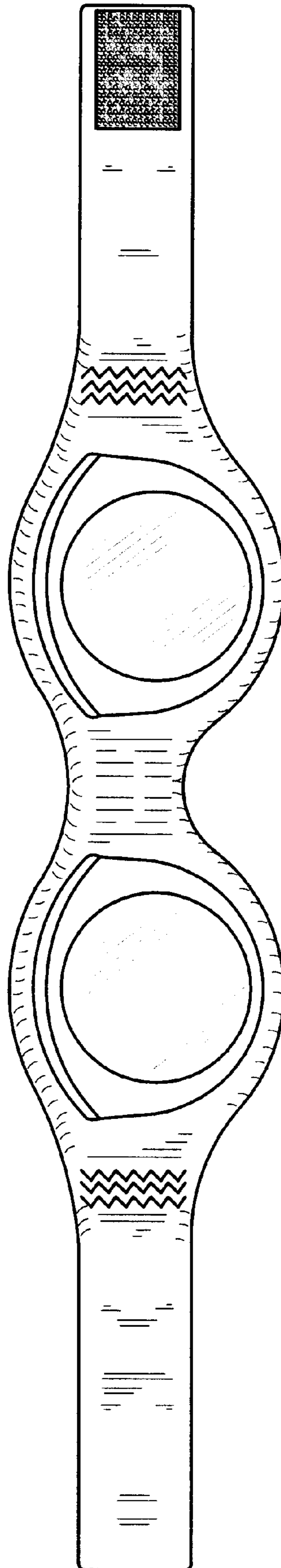


Figure 3

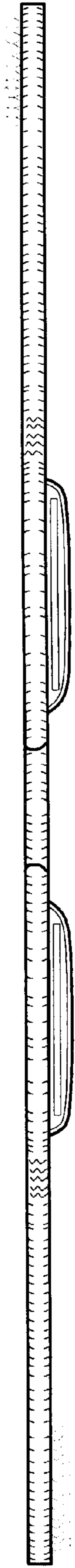


Figure 4

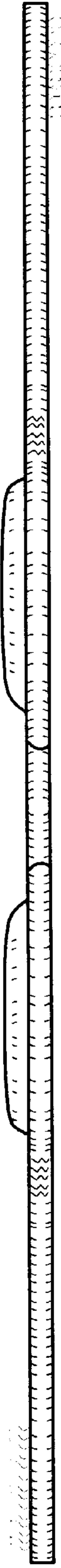


Figure 5




Figure 6




Figure 7