



US00D472261S

(12) **United States Design Patent**
Kondo

(10) **Patent No.:** **US D472,261 S**

(45) **Date of Patent:** **** Mar. 25, 2003**

(54) **CAMERA**

(75) **Inventor:** **Shozo Kondo, Tokyo (JP)**

(73) **Assignee:** **Fuji Photo Film Co., Ltd., Kanagawa (JP)**

(**) **Term:** **14 Years**

(21) **Appl. No.:** **29/146,252**

(22) **Filed:** **Aug. 8, 2001**

(30) **Foreign Application Priority Data**

Feb. 8, 2001 (JP) 2001-002828

(51) **LOC (7) Cl.** **16-01**

(52) **U.S. Cl.** **D16/209; D16/218**

(58) **Field of Search** **D16/200-204, D16/208, 209, 218; 396/6, 7, 535-541**

(56) **References Cited**

U.S. PATENT DOCUMENTS

5,926,653	A	*	7/1999	Nagasaka et al.	396/6
D416,931	S		11/1999	Funato et al.	D16/209
6,044,227	A	*	3/2000	Hata	396/6
D425,096	S		5/2000	Kondo	D16/218

D428,904	S	*	8/2000	Oshima	D16/209
D436,610	S		1/2001	Kondo	D16/209
D438,554	S	*	3/2001	Katayama	D16/209
D457,907	S	*	5/2002	Kondo	D16/209
D460,473	S	*	7/2002	Katayama	D16/209

* cited by examiner

Primary Examiner—Adir Aronovich

(74) *Attorney, Agent, or Firm*—Young & Thompson

(57) **CLAIM**

The ornamental design for a camera, as shown.

DESCRIPTION

FIG. 1 is a top, front and side perspective view of a camera showing my new design;
 FIG. 2 is a front elevational view thereof;
 FIG. 3 is a rear elevational view thereof;
 FIG. 4 is a top plan view thereof;
 FIG. 5 is a bottom plan view thereof;
 FIG. 6 is a side elevational view thereof from the left of FIG. 2; and,
 FIG. 7 is a side elevational view thereof from the right of FIG. 2.

1 Claim, 3 Drawing Sheets




Fig. 1




Fig. 2




Fig. 3

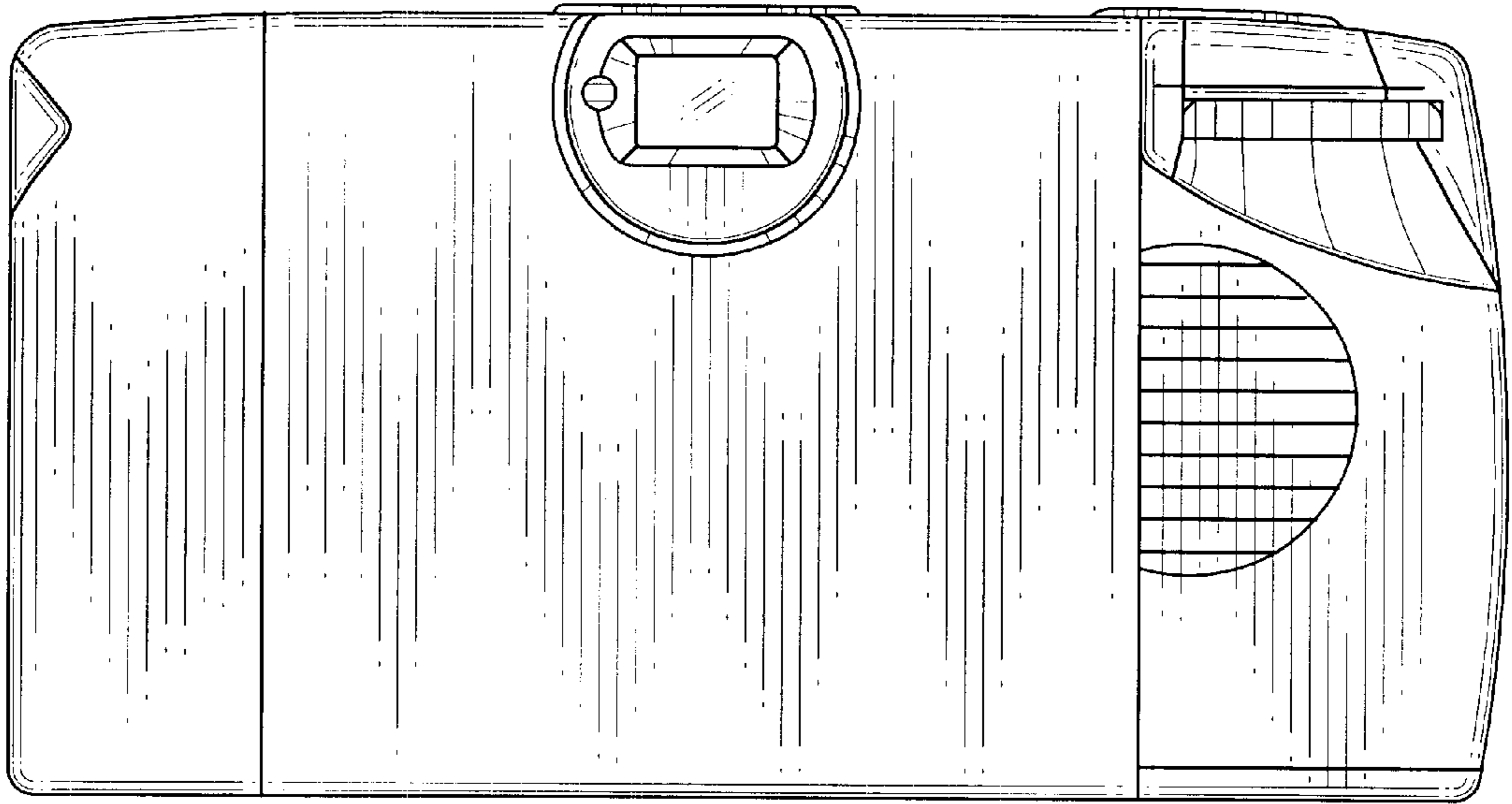


Fig. 4

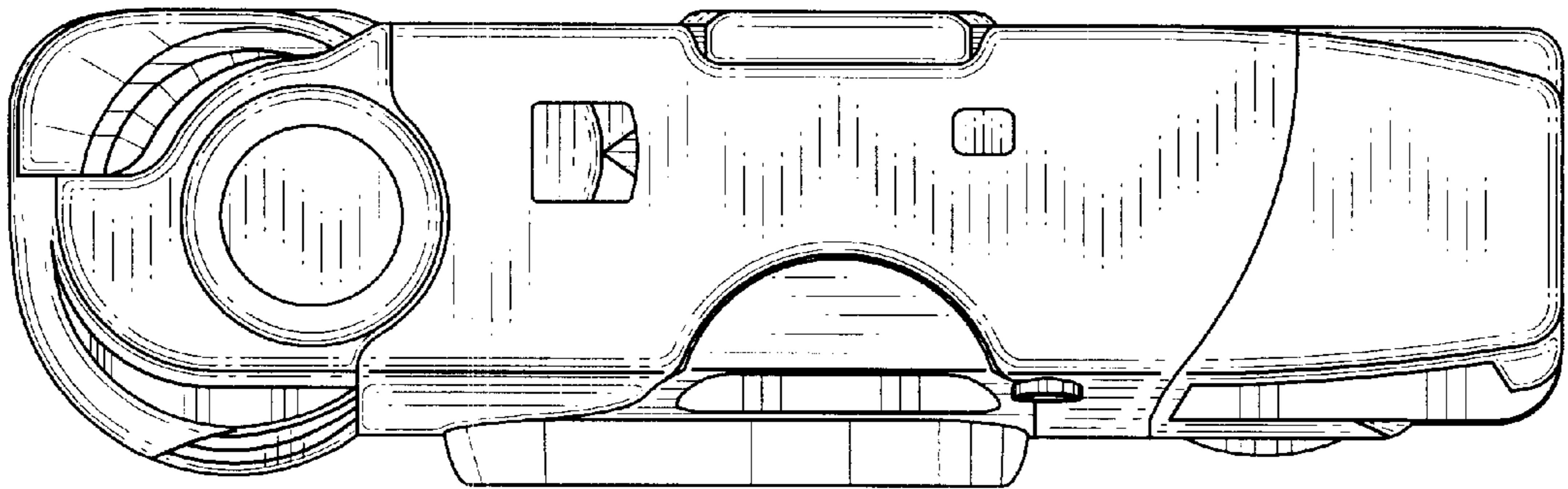


Fig. 5

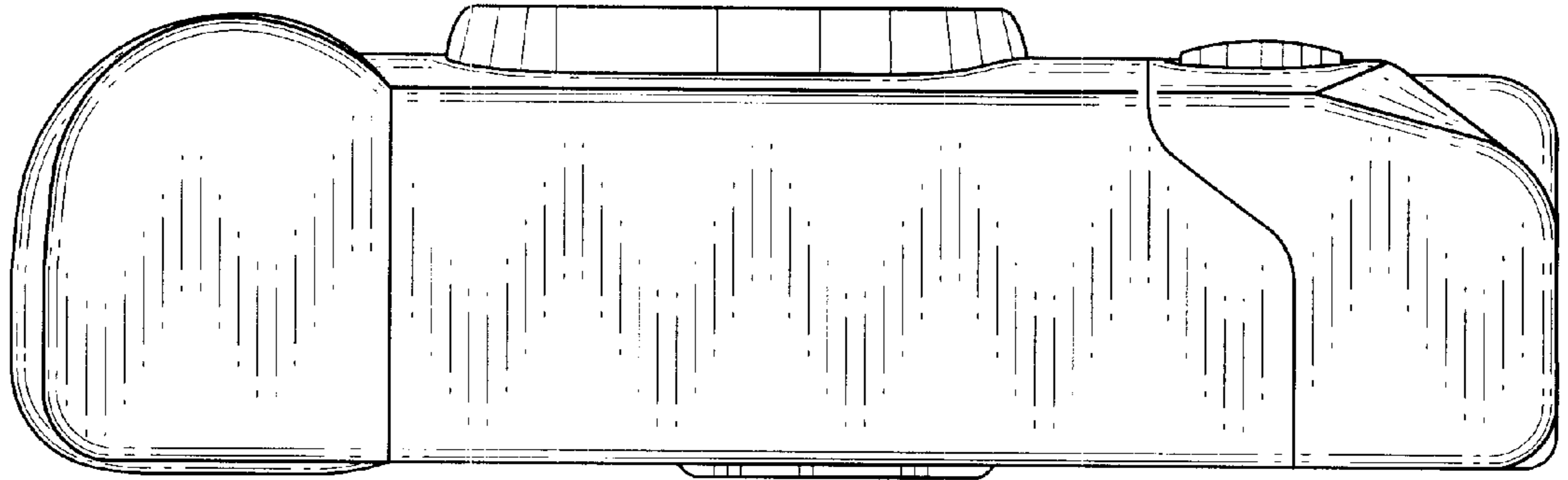


Fig. 6

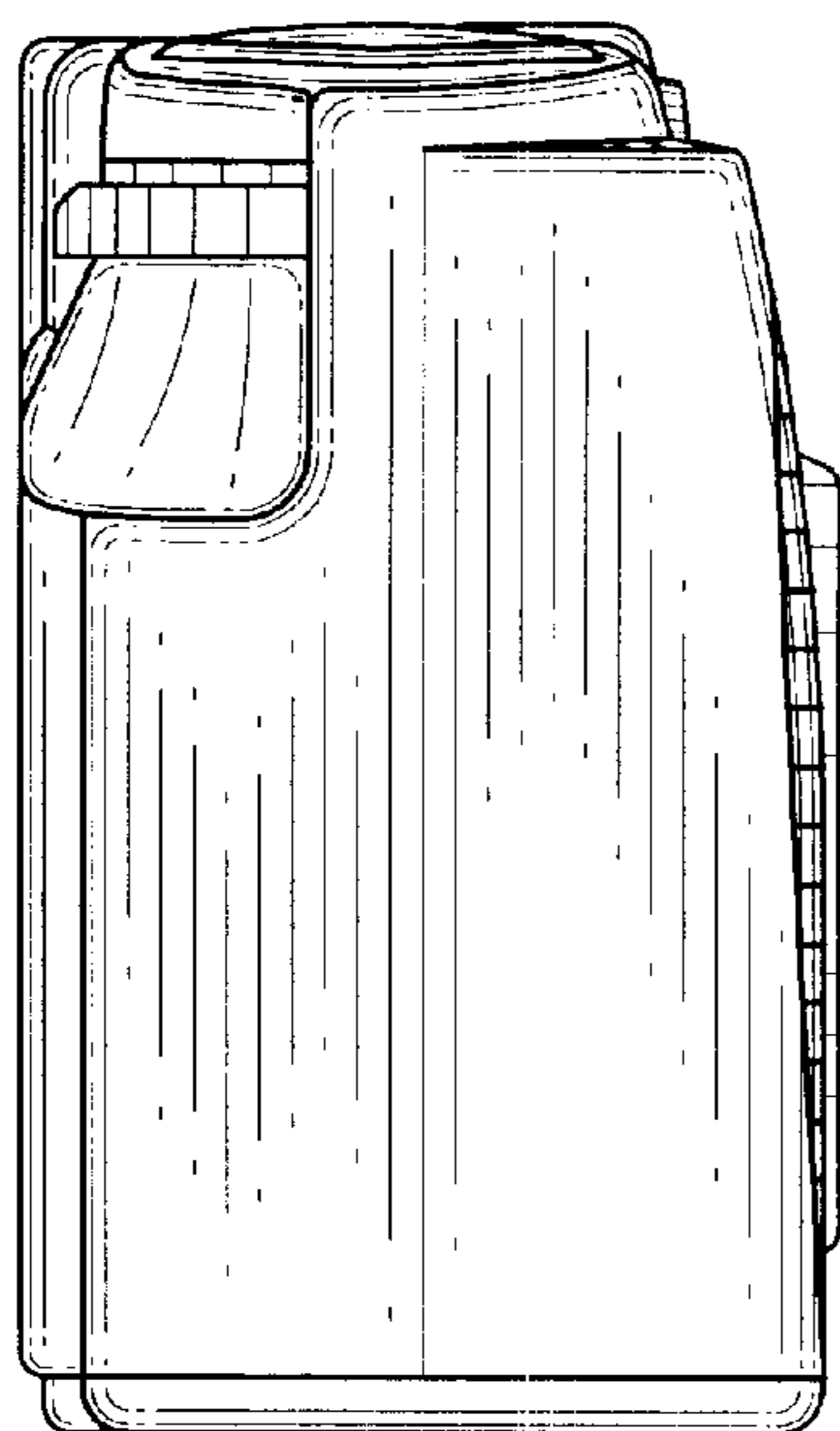


Fig. 7

