



US00D472245S

(12) **United States Design Patent**
Andre et al.

(10) **Patent No.:** **US D472,245 S**

(45) **Date of Patent:** **** Mar. 25, 2003**

(54) **MEDIA PLAYER**

(75) Inventors: **Bartley K. Andre**, Menlo Park, CA (US); **Daniel J. Coster**, San Francisco, CA (US); **Daniele De Iuliis**, San Francisco, CA (US); **Richard P. Howarth**, San Francisco, CA (US); **Jonathan P. Ive**, San Francisco, CA (US); **Steve Jobs**, Palo Alto, CA (US); **Duncan Robert Kerr**, San Francisco, CA (US); **Matthew Dean Rohrbach**, San Francisco, CA (US); **Douglas B. Satzger**, San Carlos, CA (US); **Calvin Q. Seid**, Palo Alto, CA (US); **Christopher J. Stringer**, Pacifica, CA (US); **Eugene Anthony Whang**, San Francisco, CA (US)

(73) Assignee: **Apple Computer, Inc.**, Cupertino, CA (US)

(**) Term: **14 Years**

(21) Appl. No.: **29/164,950**

(22) Filed: **Aug. 2, 2002**

Related U.S. Application Data

(63) Continuation of application No. 29/153,169, filed on Oct. 22, 2001.

(51) **LOC (7) Cl.** **14-03**

(52) **U.S. Cl.** **D14/496**

(58) **Field of Search** D14/400, 401, D14/435, 454, 474, 446, 483, 217; D21/332, 333; 273/148 B; 463/43-47, 1; 206/308.1, 308.3, 307; 369/2, 24, 25; 370/342, 343, 344

(56) **References Cited**

U.S. PATENT DOCUMENTS

D264,969 S	*	6/1982	McGourty	D14/496
4,976,435 A	*	12/1990	Shaford et al.	345/156
5,192,082 A	*	3/1993	Inoue et al.	463/44
5,661,632 A	*	8/1997	Register	345/905
5,964,661 A	*	10/1999	Dodge	463/24
D430,169 S	*	8/2000	Scibora	D14/496
D450,713 S	*	11/2001	Masamitsu et al.	D14/496
D542,250	*	12/2001	Chan	D14/496

* cited by examiner

Primary Examiner—Prabhakar Deshmukh
(74) *Attorney, Agent, or Firm*—Beyer Weaver & Thomas, LLP

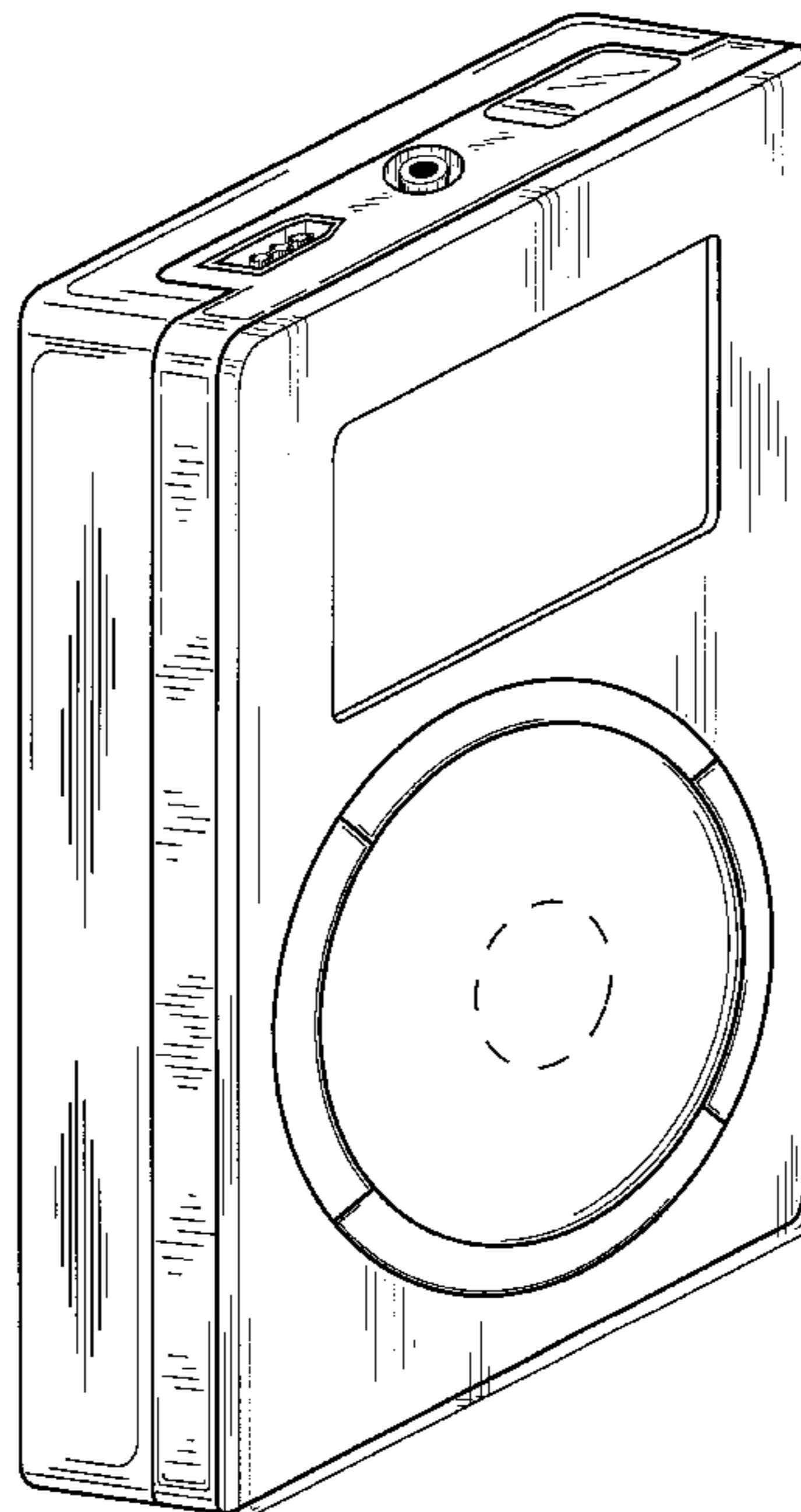
(57) **CLAIM**

We claim the ornamental design for a media player, substantially as shown and described.

DESCRIPTION

FIG. 1 is a perspective view of a media player in accordance with the present design.
FIG. 2 is a front view for the media player shown in FIG. 1.
FIG. 3 is a left side view for the media player shown in FIG. 1.
FIG. 4 is a right side view for the media player shown in FIG. 1.
FIG. 5 is a bottom view for the media player shown in FIG. 1.
FIG. 6 is a top view for the media player shown in FIG. 1; and,
FIG. 7 is a rear view for the media player shown in FIG. 1.
The broken lines in FIGS. 1 and 2 are for illustrative purpose only and forms no part of the claimed design.

1 Claim, 5 Drawing Sheets



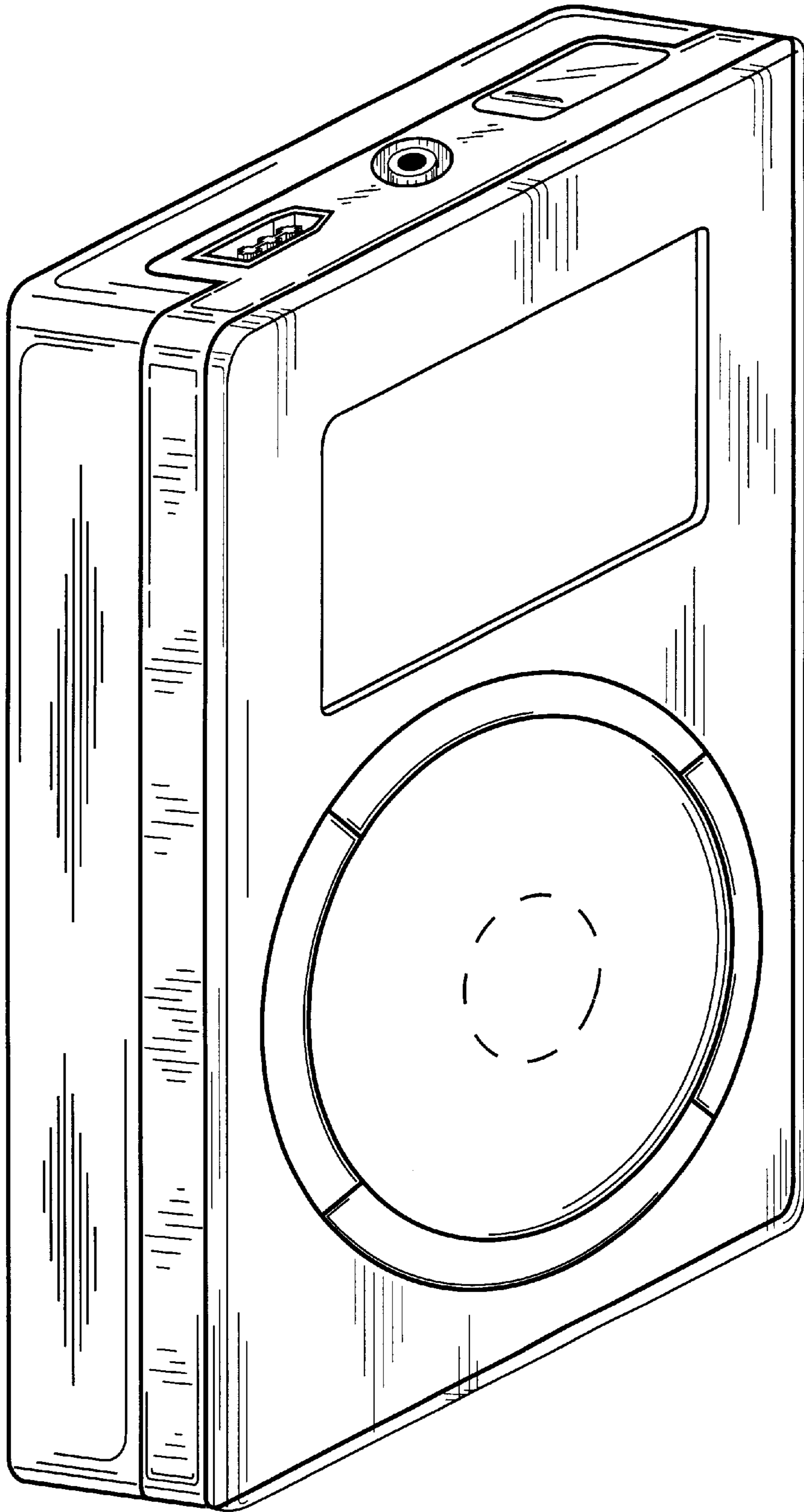


FIG. 1

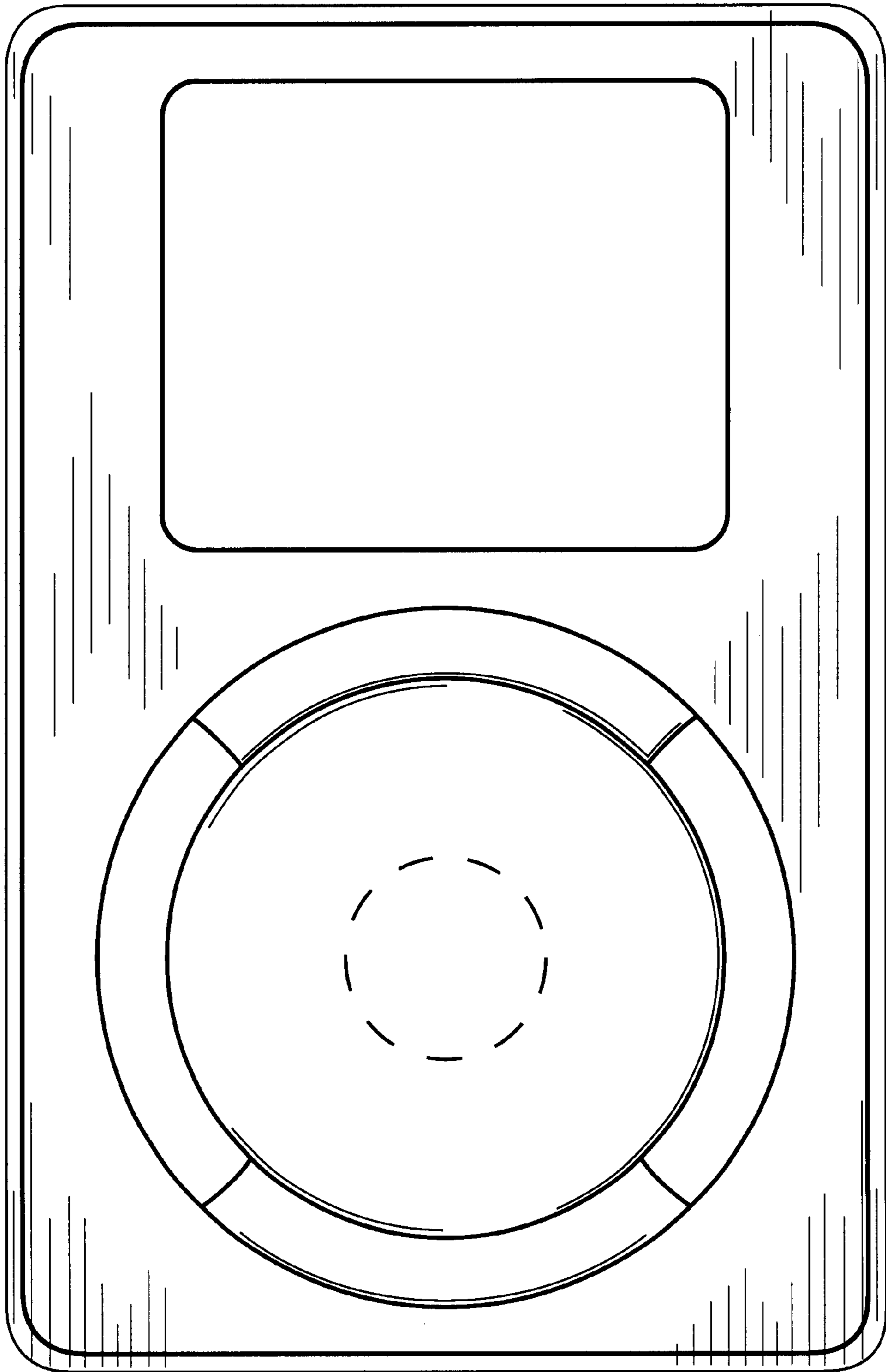


FIG. 2

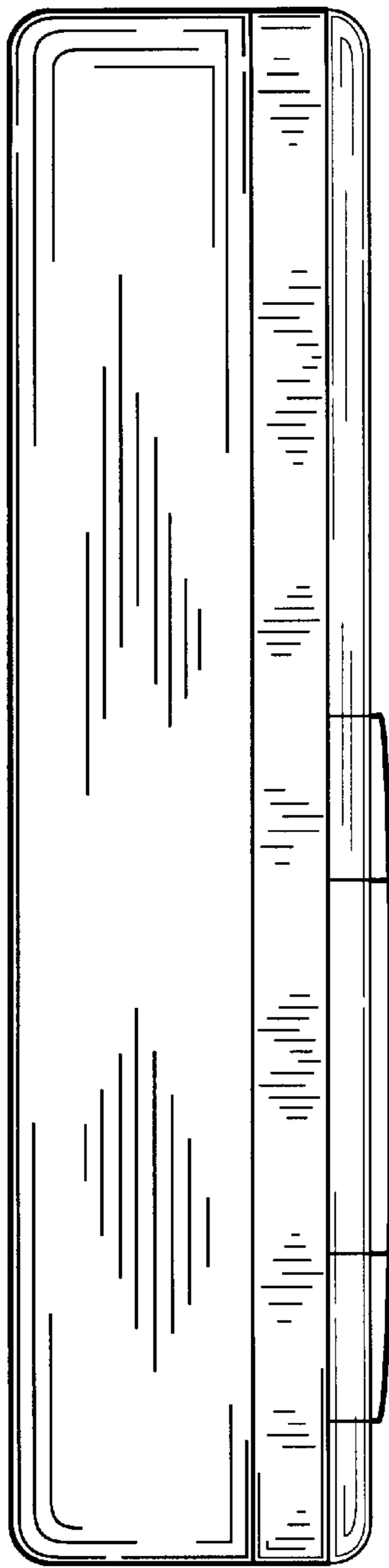


FIG. 3

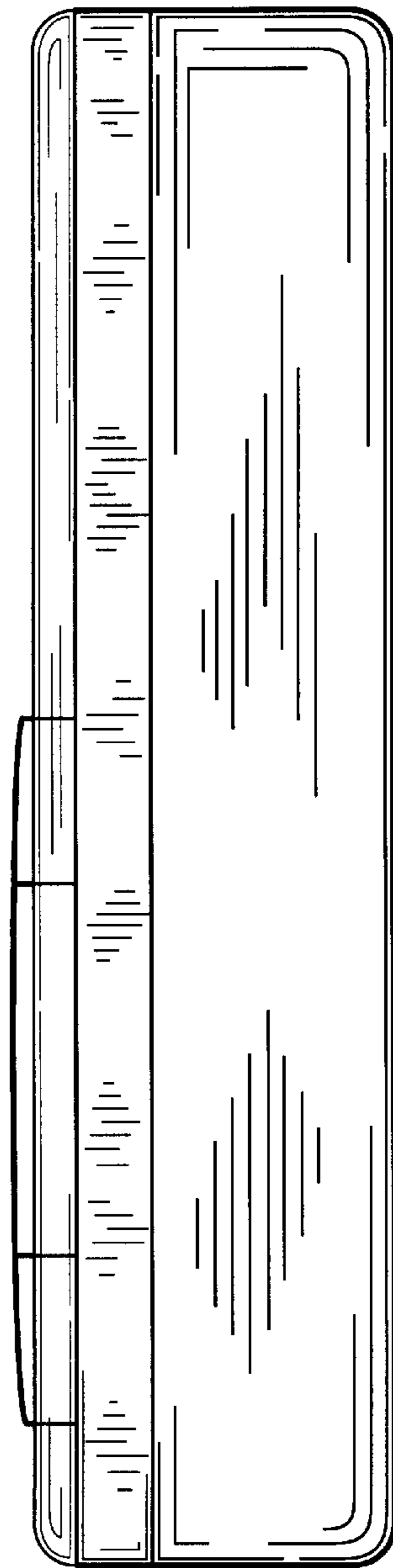


FIG. 4

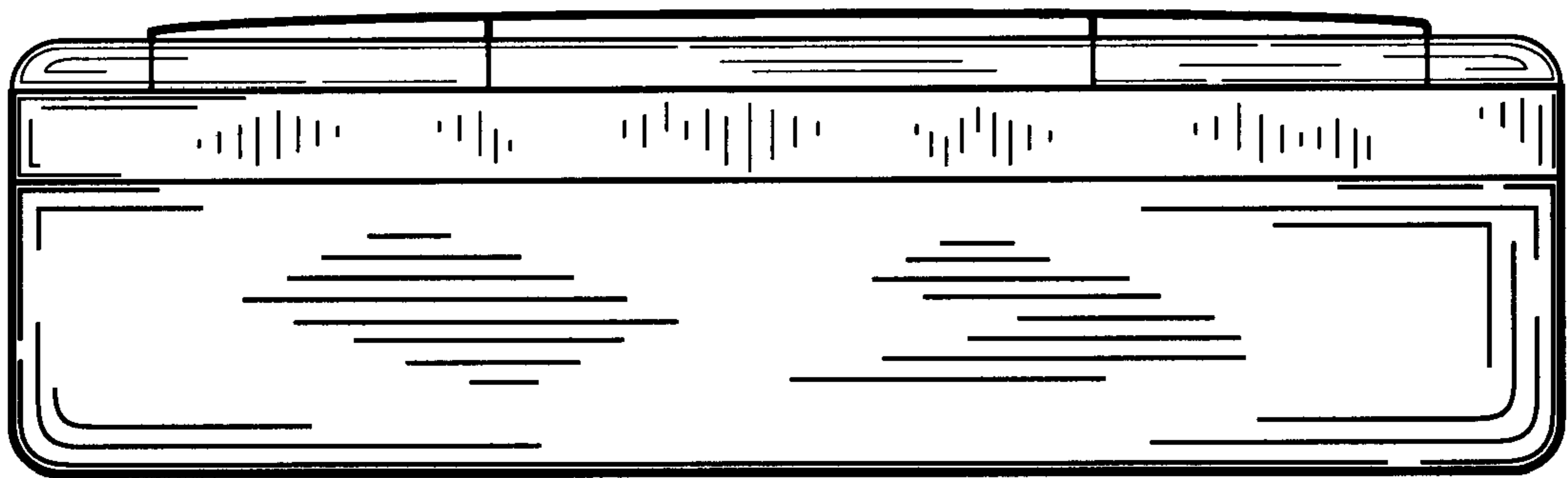


FIG. 5

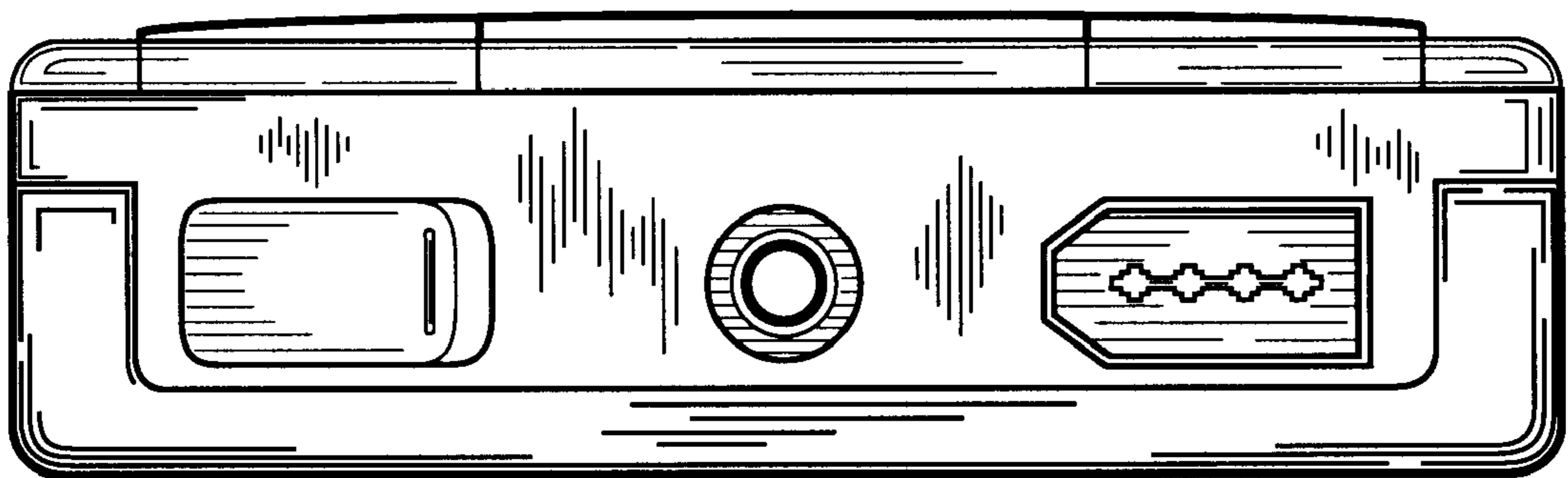


FIG. 6

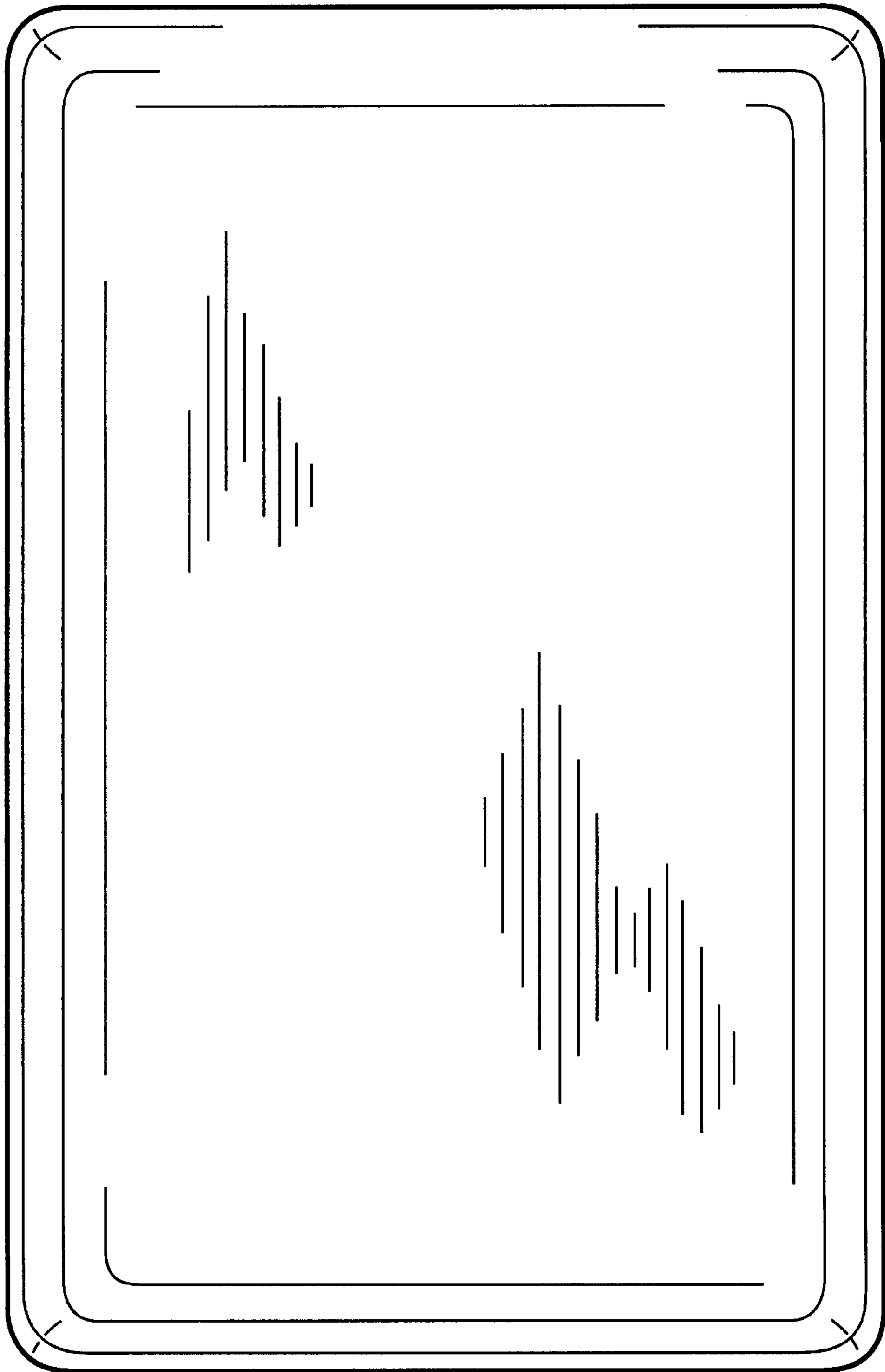


FIG. 7