



US00D472244S

(12) **United States Design Patent**  
**Wasko**

(10) **Patent No.:** **US D472,244 S**

(45) **Date of Patent:** **\*\* Mar. 25, 2003**

(54) **USER INTERFACE FOR COMPUTER DISPLAY**

D441,762 S 5/2001 Mugura  
D451,536 S \* 12/2001 Cornille

(75) Inventor: **Timothy E. Wasko**, Alberta (CA)

\* cited by examiner

(73) Assignee: **Apple Computer, Inc.**, Cupertino, CA (US)

*Primary Examiner*—M. H. Tung  
(74) *Attorney, Agent, or Firm*—Burns, Doane, Swecker & Mathis, LLP

(\*\*) Term: **14 Years**

(57) **CLAIM**

(21) Appl. No.: **29/159,346**

The ornamental design for a user interface for computer display, as shown and described.

(22) Filed: **Apr. 19, 2002**

**DESCRIPTION**

**Related U.S. Application Data**

(62) Division of application No. 29/135,296, filed on Jan. 8, 2001, now Pat. No. Des. 460,762.

A portion of the disclosure of this patent document contains material to which a claim for copyright and trademark is made. The copyright and trademark owner has no objection to the facsimile reproduction by anyone of the patent document or the patent disclosure, as it appears in the Patent and Trademark Office patent file or records, but reserves all other copyright and trademark rights whatsoever.

(51) **LOC (7) Cl.** ..... **14-02**

(52) **U.S. Cl.** ..... **D14/486**

(58) **Field of Search** ..... D14/485-95; D18/24-33; D19/6; D20/11; D21/324-33; 345/700-26, 764-862

The file of this patent contains at least one drawing executed in color. Copies of this patent with color drawings will be provided by the Patent and Trademark Office upon request and payment of the necessary fee.

(56) **References Cited**

**U.S. PATENT DOCUMENTS**

- D390,548 S \* 2/1998 Maekawa et al.
- D392,266 S 3/1998 Snyder et al.
- D403,673 S \* 1/1999 Arora et al.
- D425,038 S 5/2000 Hodgson
- D426,525 S 6/2000 Coleman
- D427,202 S 6/2000 Chatfield et al.
- D437,858 S 2/2001 Yasui et al.
- D438,213 S 2/2001 Herget et al.
- D440,575 S 4/2001 Wang et al.


FIG. 1 is a front view of a user interface for a computer display; and,

FIG. 2 is a front view of a second embodiment thereof.

The broken line drawing of a computer display in both views is for illustrative purposes only and forms no part of the claimed design.

**1 Claim, 2 Drawing Sheets**

**(1 of 2 Drawing Sheet(s) Filed in Color)**






Figure 1




Figure 2