



US00D472237S

(12) **United States Design Patent**  
**Arbisi**

(10) **Patent No.:** **US D472,237 S**

(45) **Date of Patent:** **\*\* Mar. 25, 2003**

- (54) **KEY ARRANGEMENT FOR A HANDSET**
- (75) Inventor: **Thomas Arbisi**, Newbury Park, CA (US)
- (73) Assignee: **Nokia Corporation**, Espoo (FI)
- (\*\*) Term: **14 Years**
- (21) Appl. No.: **29/157,229**
- (22) Filed: **Mar. 15, 2002**
- (51) **LOC (7) Cl.** ..... **14-03**
- (52) **U.S. Cl.** ..... **D14/247**
- (58) **Field of Search** ..... D14/137, 217, D14/138, 218, 147-148, 247-249, 144, 455, 456, 341-347, 338-340, 399, 426, 387, 396, 392, 398, 429, 453, 194, 391, 400, 401, 257, 258, 265, 191; 379/433.01-433.13, 434, 419, 420.01-420.04, 428.01-428.02, 440, 368-370, 364; 455/550-575, 90; D13/168, 171, 174; D21/331, 333; D18/2, 7, 12.2, 12.3

- D425,904 S \* 5/2000 Frye et al. .... D14/247
- D429,239 S \* 8/2000 Frye et al. .... D14/247
- D434,402 S \* 11/2000 Lee ..... D14/138
- D436,938 S \* 1/2001 Won ..... D14/138
- D440,561 S \* 4/2001 Kolinen ..... D14/247
- D442,930 S \* 5/2001 Nguyen et al. .... D14/138
- 6,249,672 B1 \* 6/2001 Castiel ..... 455/90
- D446,200 S \* 8/2001 Ko ..... D14/138
- D449,830 S \* 10/2001 Vuolteenaho et al. .... D14/248
- D450,046 S \* 11/2001 Chun ..... D14/138
- D451,503 S \* 12/2001 Langford et al. .... D14/248
- D454,450 S \* 3/2002 Hayasaka et al. .... D14/138
- D455,421 S \* 4/2002 Lee ..... D14/247
- D456,391 S \* 4/2002 Kolinen ..... D14/247
- D459,344 S \* 6/2002 Vuolteenaho ..... D14/247
- 2001/0011029 A1 \* 8/2001 Iwabuchi et al. .... 455/566
- 2001/0040964 A1 \* 11/2001 Deguchi ..... 379/433.01
- 2002/0025787 A1 \* 2/2002 Lee ..... 455/90

\* cited by examiner

*Primary Examiner*—Jeffrey Asch  
 (74) *Attorney, Agent, or Firm*—Banner & Witcoff, Ltd.

(57) **CLAIM**

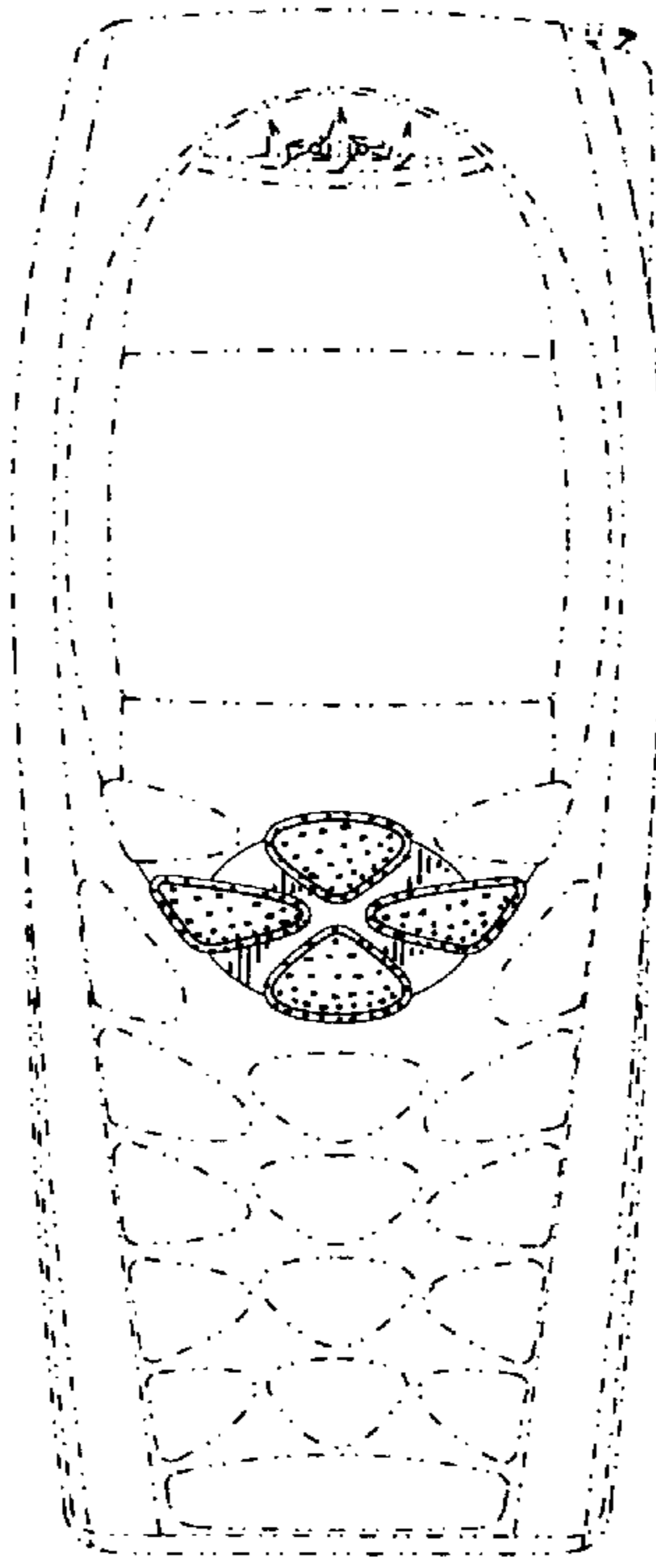
I claim the ornamental design for a key arrangement for a handset, as shown and described.

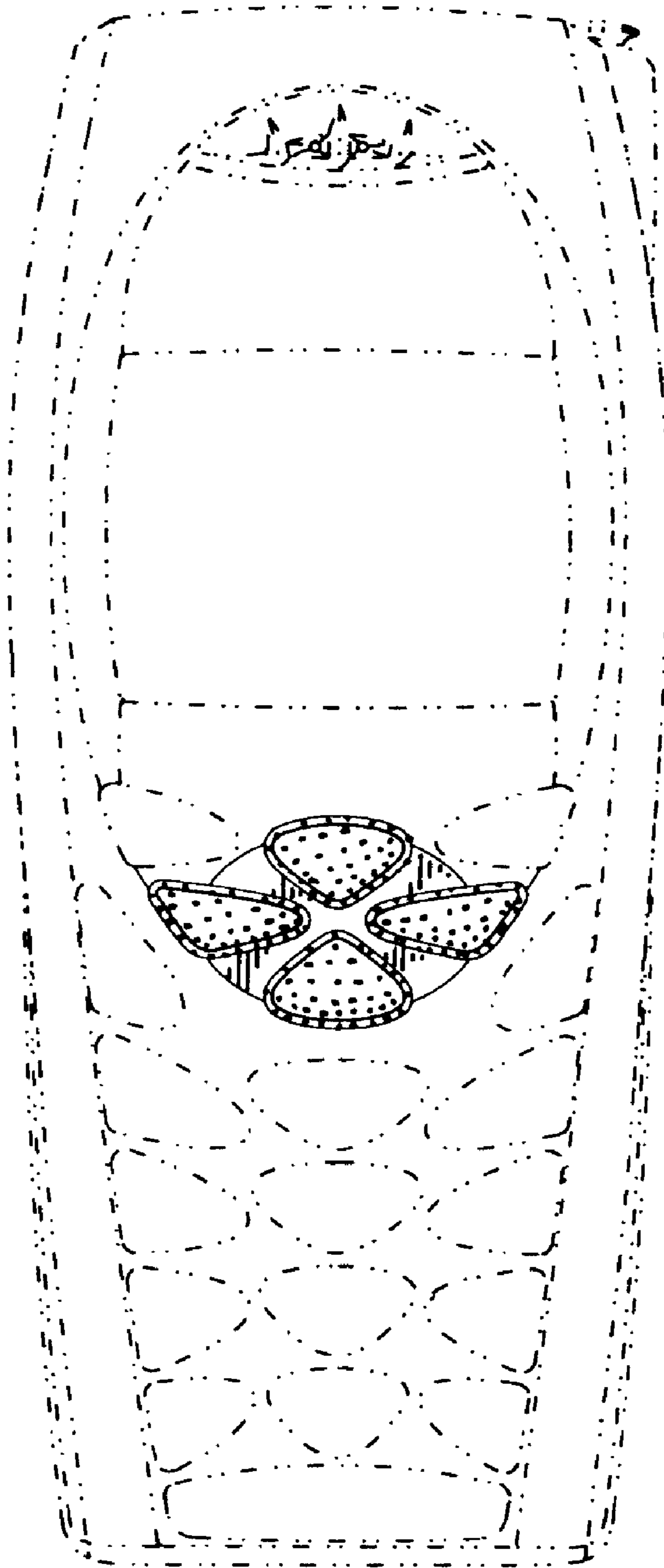
**DESCRIPTION**

FIG. 1 is a front view of the key arrangement for a handset; and,  
 FIG. 2 is a perspective front view thereof.  
 The broken line showing of environment in the figures is for illustrative purposes only and forms no part of the claimed design.

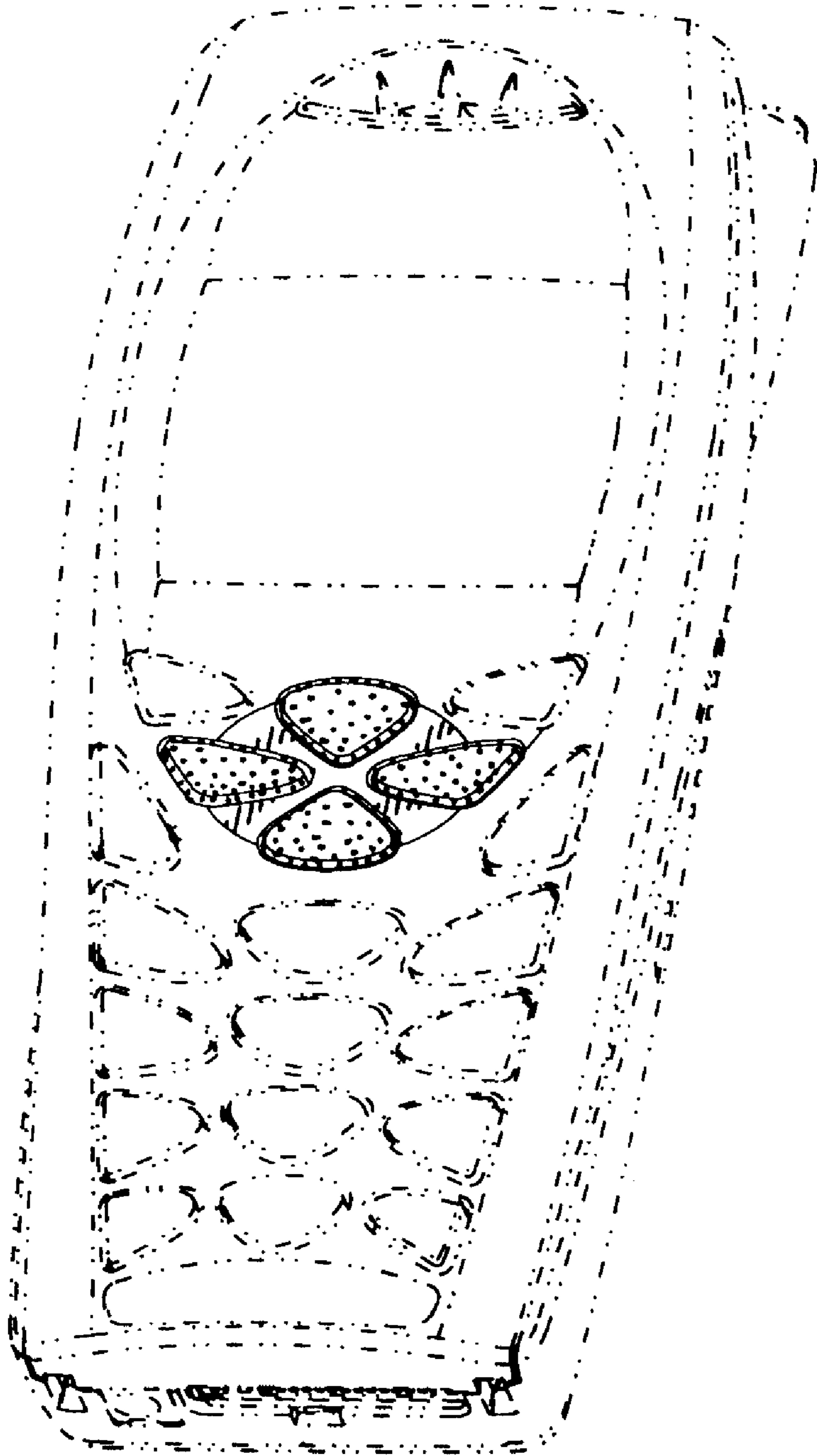
**1 Claim, 2 Drawing Sheets**

- (56) **References Cited**
- U.S. PATENT DOCUMENTS
- D287,598 S \* 1/1987 Moggridge ..... D14/114
  - D353,827 S \* 12/1994 Shigemura et al. .... D18/2
  - D397,046 S \* 8/1998 Oshizawa ..... D10/65
  - D409,204 S \* 5/1999 Vuolteenaho ..... D14/247
  - D415,489 S \* 10/1999 Ke ..... D14/138
  - D419,552 S \* 1/2000 Passman et al. .... D14/138
  - D421,435 S \* 3/2000 Haase et al. .... D14/137
  - D421,611 S \* 3/2000 Nuovo ..... D14/248





**FIG.1**



**FIG.2**