



US00D472236S

(12) **United States Design Patent**
Schramm et al.

(10) **Patent No.:** **US D472,236 S**

(45) **Date of Patent:** **** Mar. 25, 2003**

(54) **TELEPHONE**

(75) **Inventors:** **Robert Schramm**, Lakewood, NJ (US);
Warren H. Brown, Morganville, NJ
(US); **Stephen G. Miggels**, Wyckoff,
NJ (US); **Henry Mack, Jr.**, Levittown,
PA (US); **David Stowers**, Morristown,
NJ (US)

(73) **Assignee:** **Avaya Technology Corp.**, Basking
Ridge, NJ (US)

(**) **Term:** **14 Years**

(21) **Appl. No.:** **29/153,300**

(22) **Filed:** **Jan. 4, 2002**

(51) **LOC (7) Cl.** **14-03**

(52) **U.S. Cl.** **D14/241**

(58) **Field of Search** D14/434, 329,
D14/330, 447, 148, 147, 149-151, 140-142,
240, 241, 251, 253, 130; 379/420.01, 420.02,
420.03, 419, 420.04, 428.02, 428.01, 428.04,
428.03, 454, 440, 446, 434-436; D13/107,
108; 320/110, 113, 114, 115

(56) **References Cited**

U.S. PATENT DOCUMENTS

D232,226 S	*	7/1974	Bee et al.	D14/241
D250,891 S	*	1/1979	Renard	D14/245
D258,062 S	*	1/1981	Cusimano et al.	D14/245
D263,047 S	*	2/1982	Trussler	D14/150
D271,394 S	*	11/1983	Brown et al.	D14/241
D277,476 S	*	2/1985	Foggia et al.	D14/241
D280,403 S	*	9/1985	Mitchell	D14/147
D285,558 S	*	9/1986	Isaacs	D14/240
D306,027 S	*	2/1990	Gagnon	D14/241

D317,920 S	*	7/1991	Fuqua et al.	D14/241
D318,660 S	*	7/1991	Weber	D14/142
D320,986 S	*	10/1991	Suckley	D14/144
D340,057 S	*	10/1993	Wetzel et al.	D14/241
D345,558 S	*	3/1994	Hillenmayer et al.	D14/151
D355,187 S	*	2/1995	Danielson et al.	D14/141
D366,837 S	*	2/1996	Cooney	D10/40
D370,911 S	*	6/1996	Mo	D14/149
D374,674 S	*	10/1996	Elkins et al.	D14/241
D383,131 S	*	9/1997	Biasotti et al.	D14/149
D387,063 S	*	12/1997	Hillenmayer et al.	D14/241
D388,102 S	*	12/1997	Yoneyama	D14/241
D407,702 S	*	4/1999	Biasotti et al.	D14/141
D413,121 S	*	8/1999	Allen et al.	D14/240
D413,332 S	*	8/1999	Delhaes	D14/241
D417,222 S	*	11/1999	Johnson et al.	D14/241
D428,000 S	*	7/2000	Takayama et al.	D14/241

* cited by examiner

Primary Examiner—Jeffrey Asch

(74) *Attorney, Agent, or Firm*—Brian K. Dinicola

(57) **CLAIM**

The ornamental design for a telephone, as shown and described.

DESCRIPTION

FIG. 1 is a top, front and right side perspective view of a telephone;

FIG. 2 is a top view thereof;

FIG. 3 is a front view thereof;

FIG. 4 is a rear view thereof;

FIG. 5 is a right view thereof; and,

FIG. 6 is a bottom view thereof.

The broken lines are for illustrative purposes only and form no part of the claimed design.

1 Claim, 4 Drawing Sheets




FIG. 1

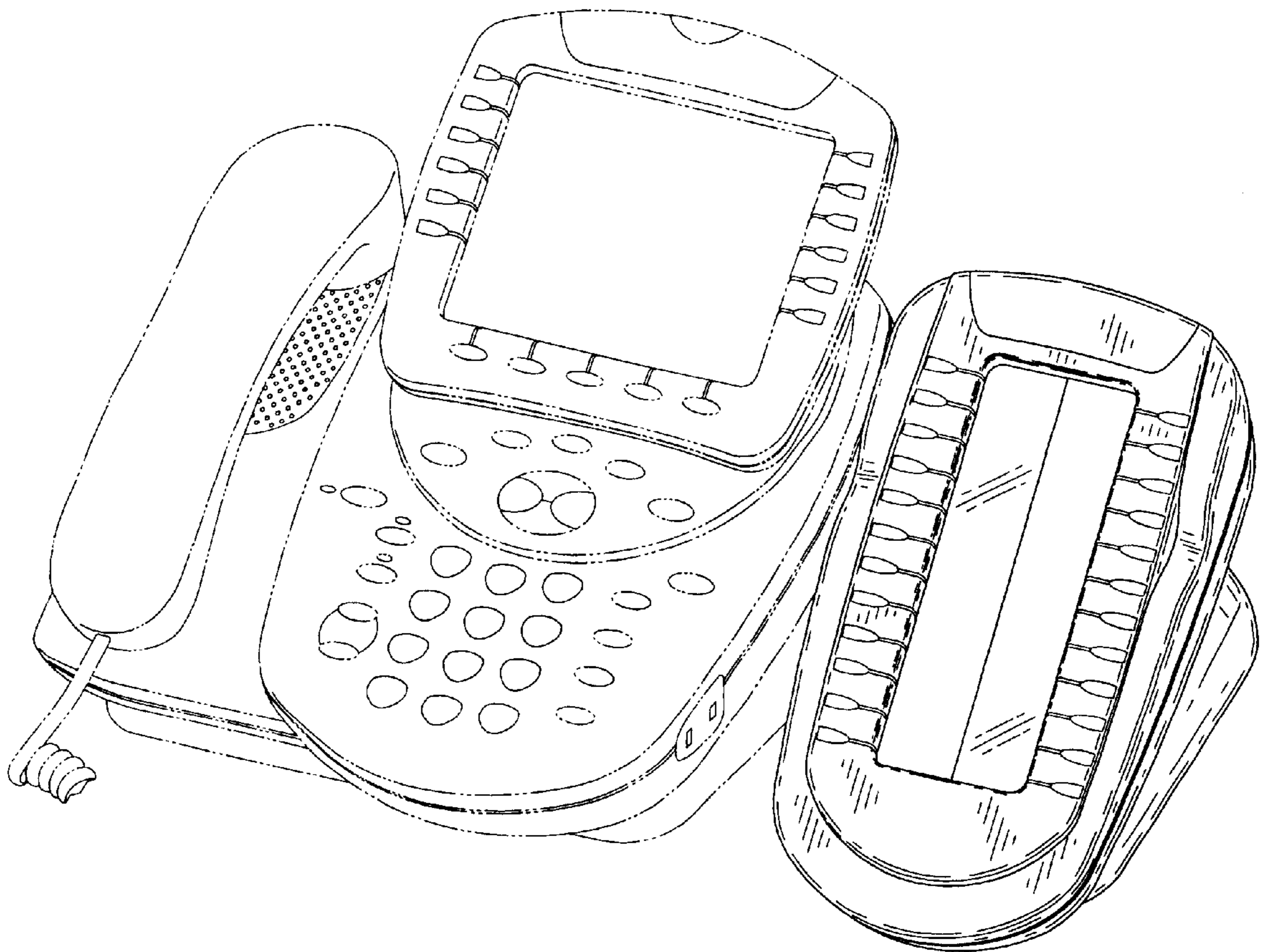


FIG. 2

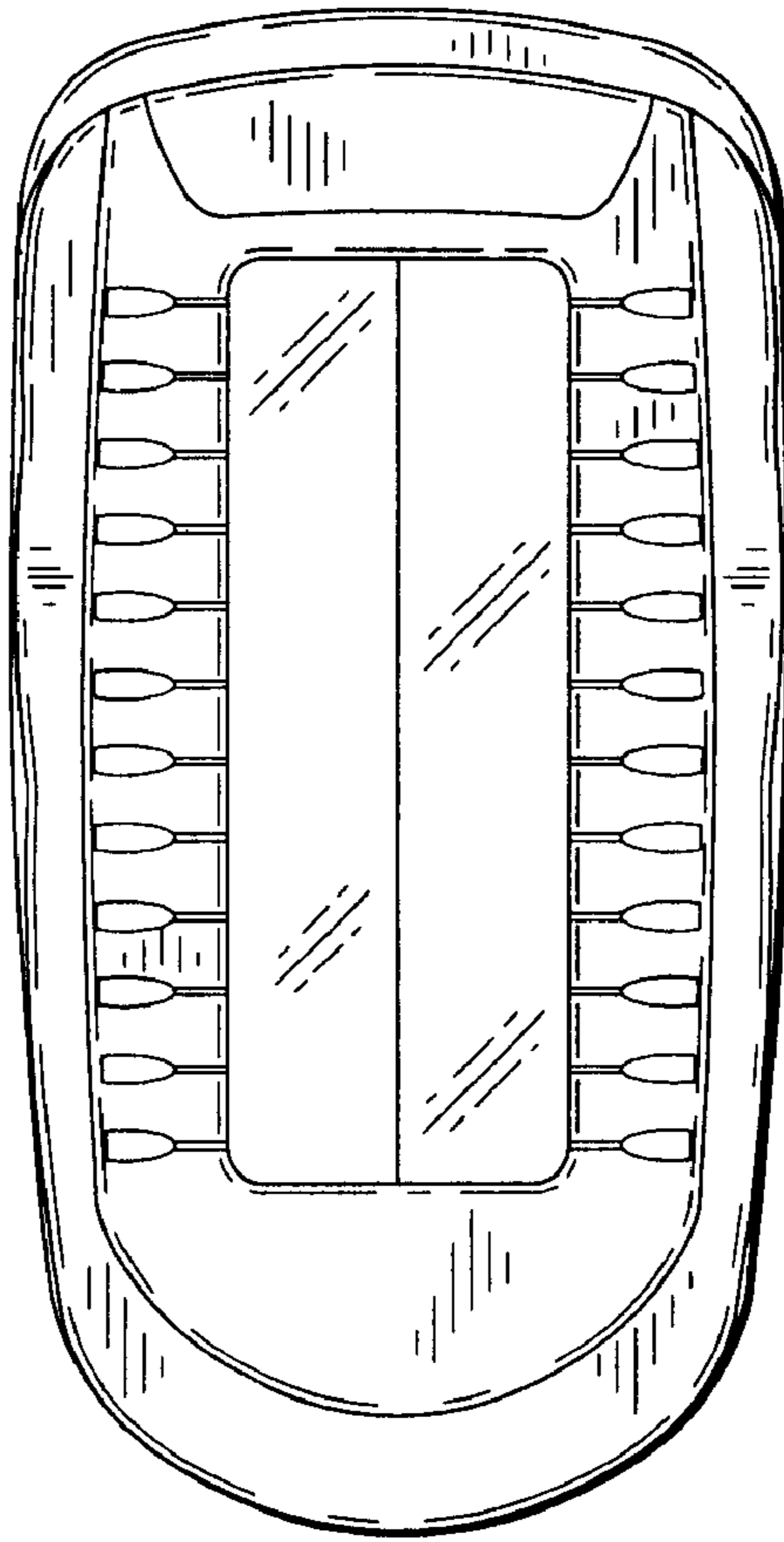


FIG. 3

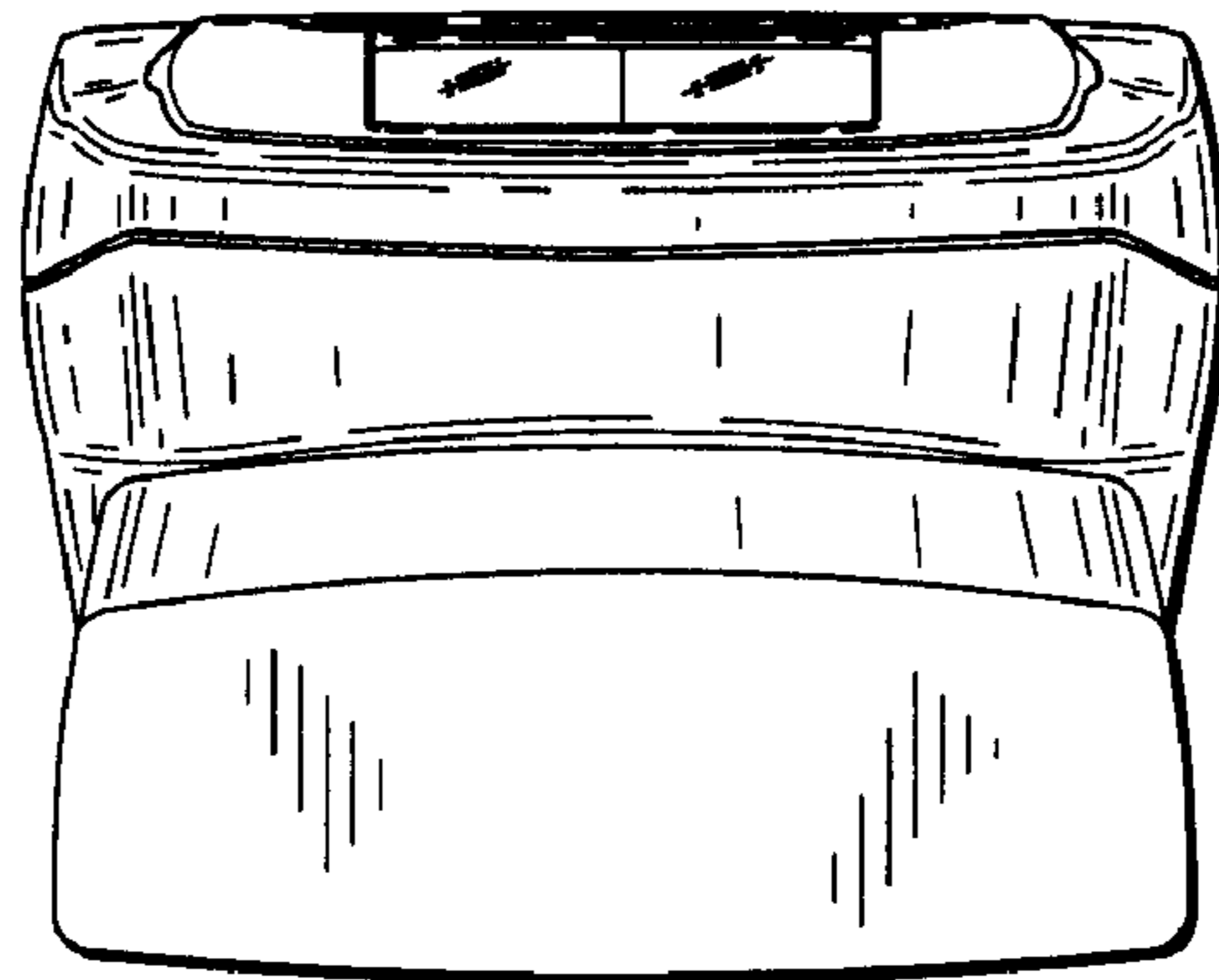


FIG. 4

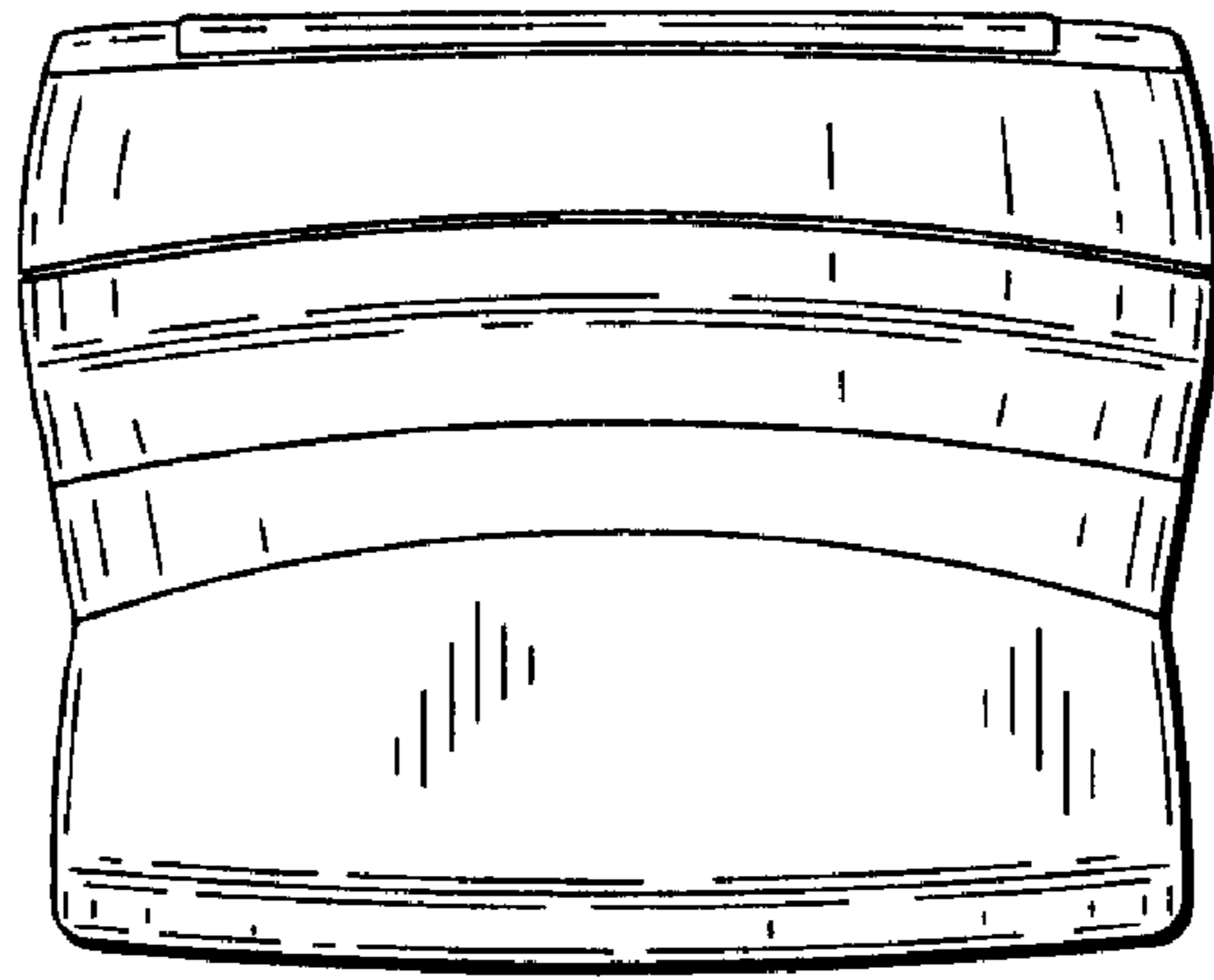


FIG. 5

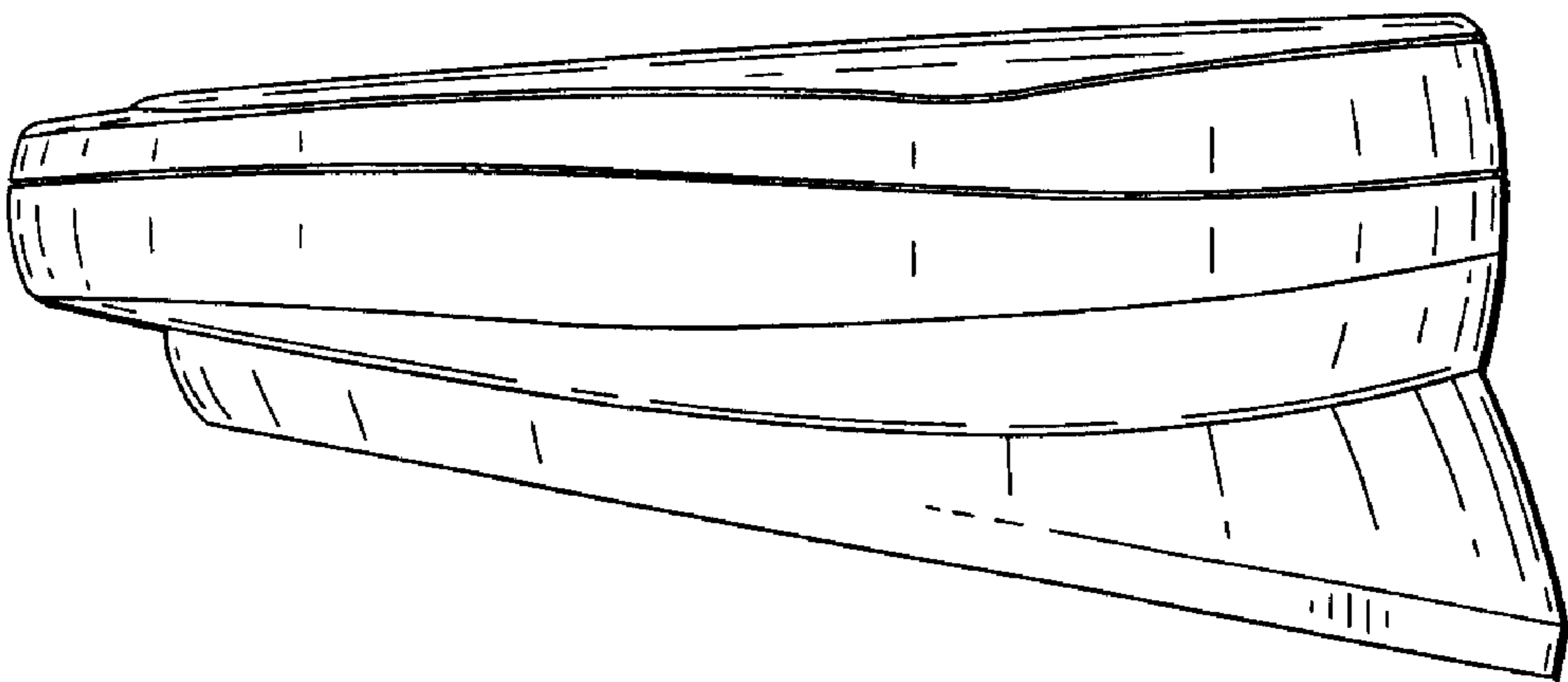


FIG. 6

