



US00D472233S

(12) **United States Design Patent**
Hovanky et al.

(10) **Patent No.:** **US D472,233 S**

(45) **Date of Patent:** **** Mar. 25, 2003**

(54) **VERTICAL MICROPHONE ARRAY**

D425,903 S * 5/2000 Whitaker D14/240
D447,472 S * 9/2001 McGugan D14/225

(75) Inventors: **Thao Hovanky**, Austin, TX (US);
Michael Kenoyer, Austin, TX (US);
Denton Simpson, Round Rock, TX
(US); **Peter Chu**, Lexington, MA (US);
Richard Washington, Austin, TX (US);
Scott Wakefield, Andover, MA (US);
Niall Deloughry, Limerick (IE); **Dan**
Paquette, Woonsocket, RI (US)

* cited by examiner

Primary Examiner—Paula A. Mortimer
(74) *Attorney, Agent, or Firm*—Carr & Ferrell LLP

(57) **CLAIM**

The ornamental design for an vertical microphone array, as shown and described.

(73) Assignee: **Polycom, Inc.**, Milpitas, CA (US)

DESCRIPTION

(**) Term: **14 Years**

FIG. 1 is a perspective view of a vertical microphone array showing the rear and right side of our new design; FIG. 2 is front elevation view of the vertical microphone array of FIG. 1; FIG. 3 is a rear elevation view of the vertical microphone array of FIG. 1; FIG. 4 is a right side elevation view of the vertical microphone array of FIG. 1; FIG. 5 is a left side elevation view of the vertical microphone array of FIG. 1; FIG. 6 is a top plan view of the vertical microphone array of FIG. 1; and, FIG. 7 is a bottom plan view of the vertical microphone array of FIG. 1. The broken lines in FIGS. 1 and 3 are for illustrative purposes only and forms no part of the claimed design.

(21) Appl. No.: **29/157,721**

(22) Filed: **Mar. 22, 2002**

(51) **LOC (7) Cl.** **14-01**

(52) **U.S. Cl.** **D14/225**

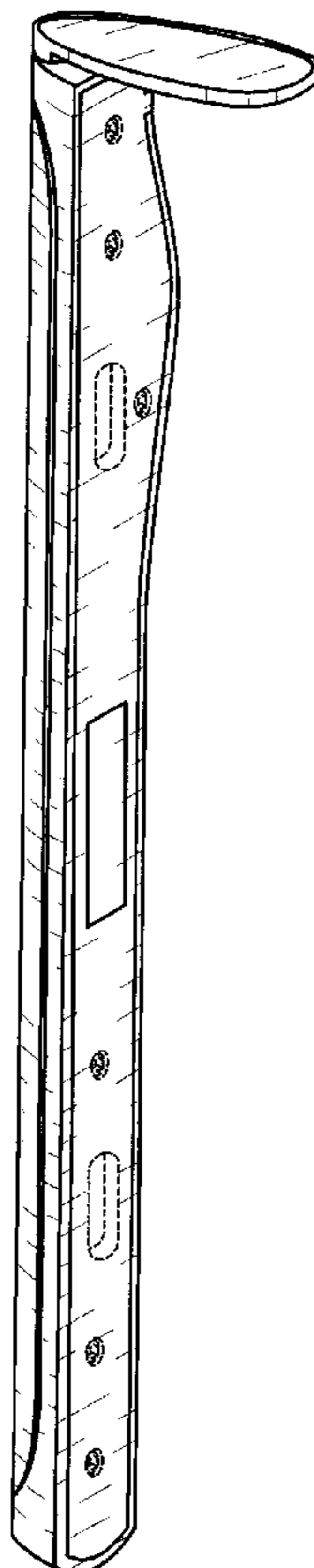
(58) **Field of Search** D14/140, 146,
D14/240, 225, 257, 228; D13/164, 177;
D6/421, 449; 379/327, 451, 453-454; 361/600;
D25/16; 381/370, 374, 375, 376, 377, 378,
380, 381

(56) **References Cited**

U.S. PATENT DOCUMENTS

D360,419 S * 7/1995 Weber et al. D14/240
D425,725 S * 5/2000 Whitaker D6/421

1 Claim, 3 Drawing Sheets



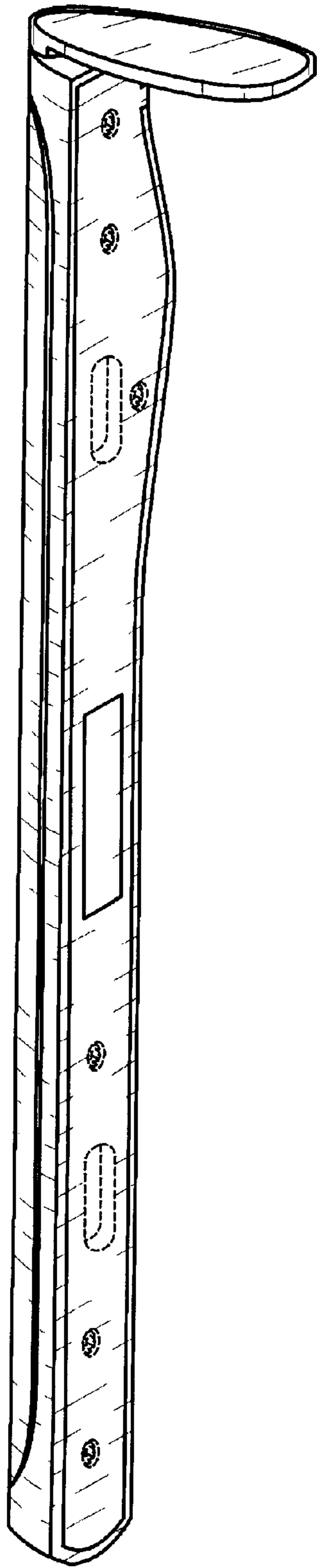


FIG. 1

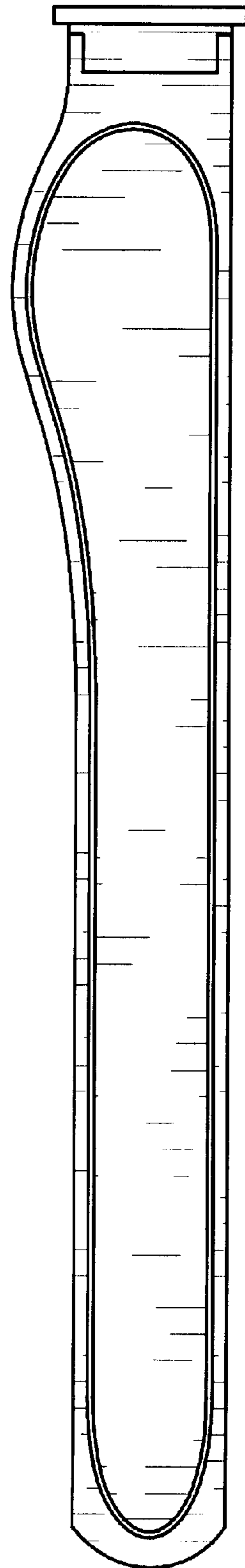


FIG. 2

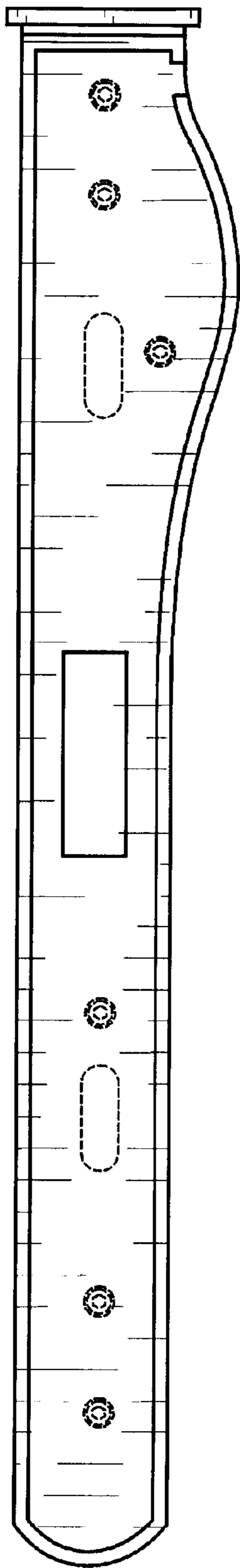


FIG. 3




FIG. 4

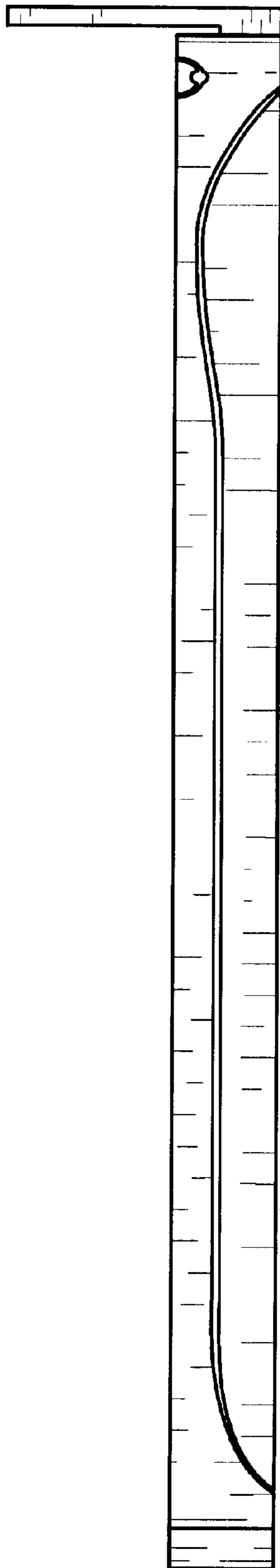


FIG. 5

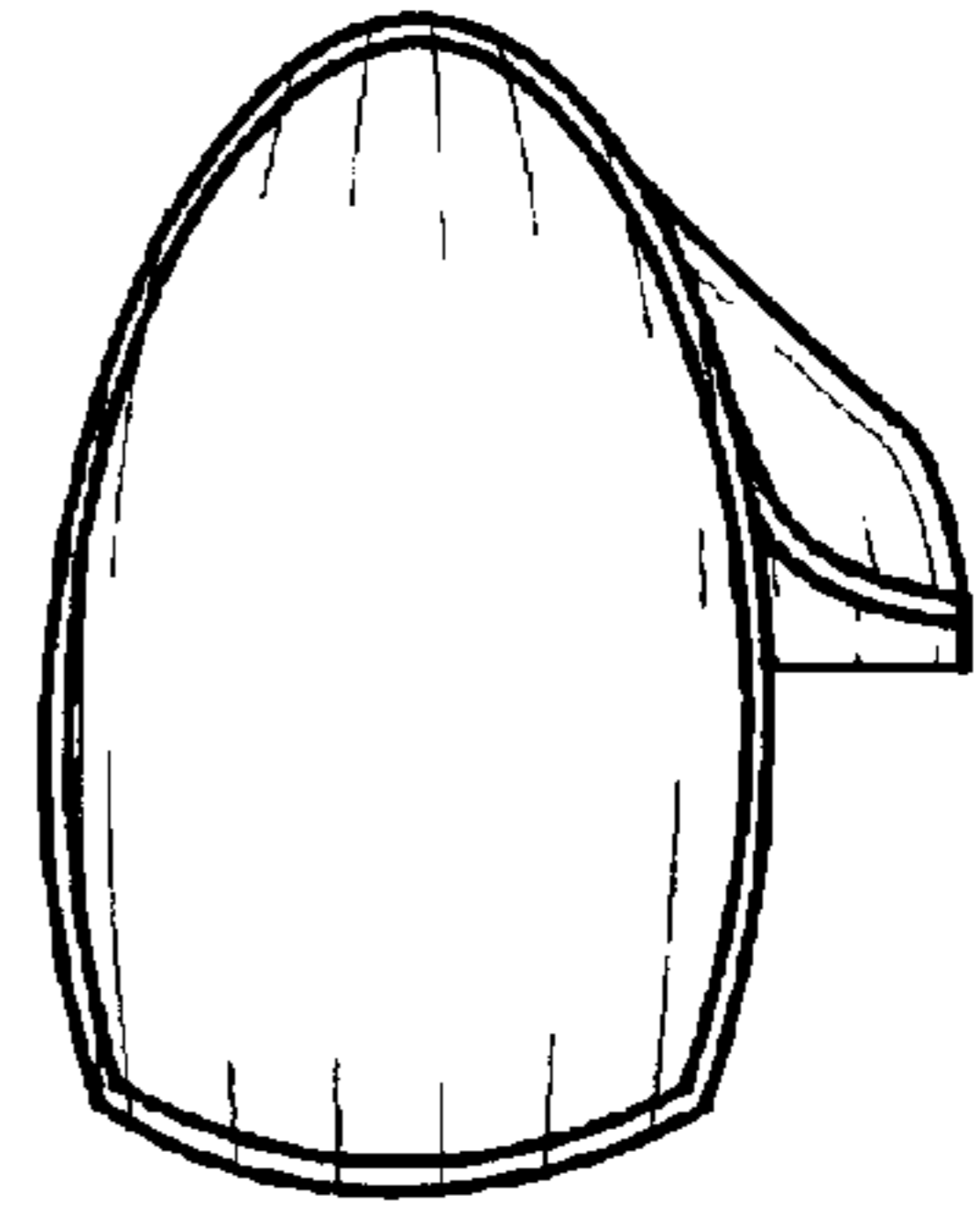


FIG. 6

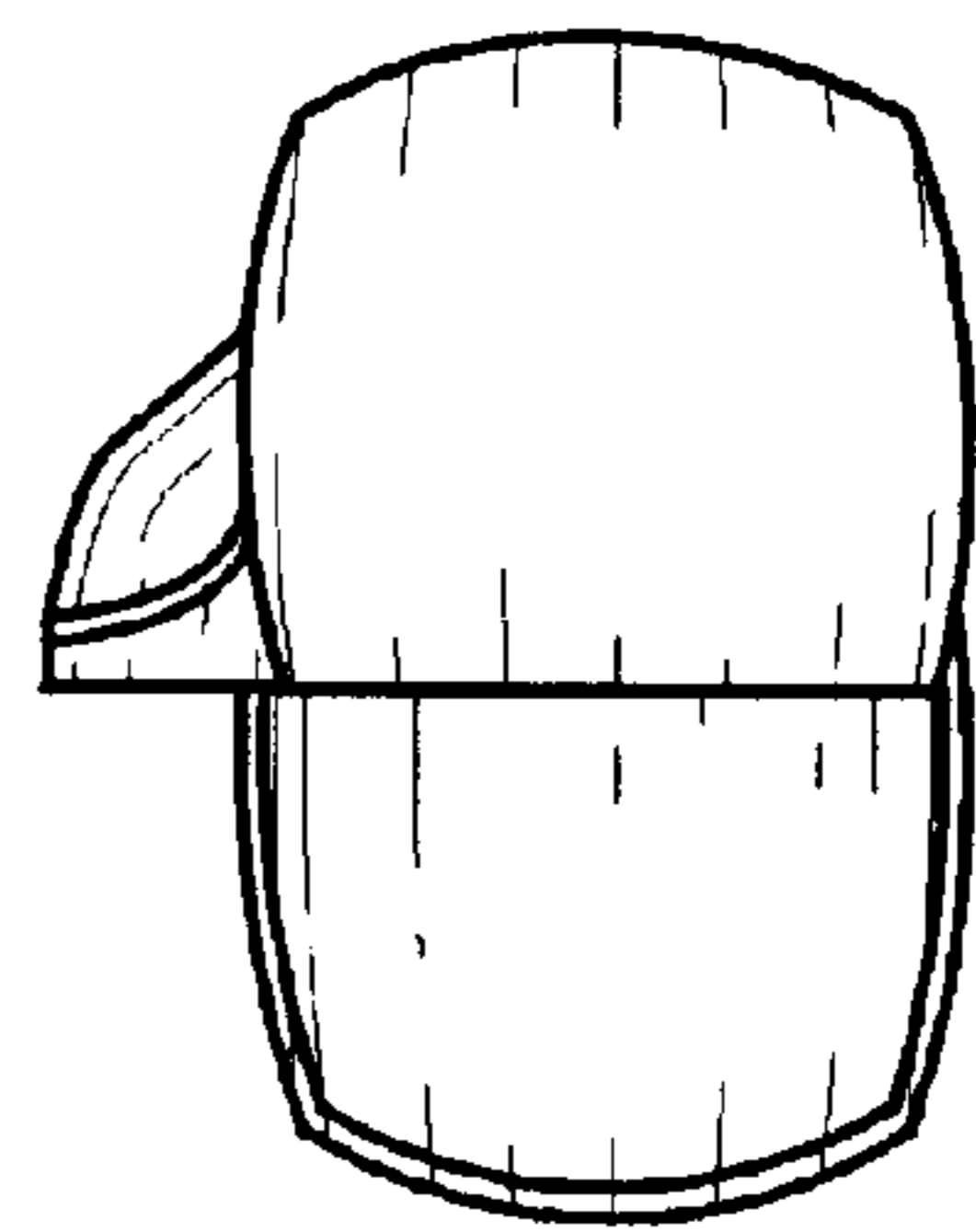


FIG. 7