



US00D47226S

(12) **United States Design Patent**
De Saulles

(10) **Patent No.:** **US D472,226 S**

(45) **Date of Patent:** **** Mar. 25, 2003**

(54) **COMMUNICATION CENTER WITH DISPLAY**

(75) **Inventor:** **Stephen De Saulles, London (GB)**

(73) **Assignee:** **Patientline plc, Slough (GB)**

(**) **Term:** **14 Years**

(21) **Appl. No.:** **29/148,467**

(22) **Filed:** **Sep. 15, 2001**

(30) **Foreign Application Priority Data**

Mar. 16, 2001 (GB) 2100364

(51) **LOC (7) Cl.** **14-03**

(52) **U.S. Cl.** **D14/145; D14/130**

(58) **Field of Search** D14/434, 329, D14/330, 447, 148, 147, 149-151, 140-142, 240, 241, 251, 253, 130, 145; 379/420.01, 420.02, 420.03, 419, 420.04, 428.02, 428.01, 428.04, 428.03, 454, 440, 164, 165, 446, 434-436; D13/107, 108; 320/110, 113, 114, 115

(56) **References Cited**

U.S. PATENT DOCUMENTS

- D240,739 S * 7/1976 Montague D14/145
- D246,651 S * 12/1977 Morrison et al. D14/145
- 4,107,477 A * 8/1978 Morrison 379/164
- D254,200 S * 2/1980 Janda D14/149
- D264,967 S * 6/1982 Ender et al. D14/145
- 4,536,621 A * 8/1985 Bergen et al. 379/165
- 4,653,086 A * 3/1987 Laube 379/93.19
- D303,965 S * 10/1989 Helstab D14/142
- D317,757 S * 6/1991 Yokoi et al. D14/329
- D323,657 S * 2/1992 Danielson et al. D14/151

- D327,247 S * 6/1992 Higuchi et al. D13/108
- D354,749 S * 1/1995 Phillips D14/151
- D358,813 S * 5/1995 Hellier et al. D14/149
- D382,264 S * 8/1997 Sacchetti D14/145
- D389,837 S * 1/1998 Summers et al. D14/194
- 5,754,642 A * 5/1998 Domoto et al. 379/387.01
- D403,321 S * 12/1998 Beck et al. D14/149
- D404,393 S * 1/1999 Russmann D14/130
- D410,229 S * 5/1999 Chiocchi D14/331
- D411,534 S * 6/1999 Lepack et al. D14/130
- D411,987 S * 7/1999 Mizusugi et al. D14/329
- 6,031,902 A * 2/2000 Takahashi 379/165
- 6,359,773 B1 * 3/2002 Chang et al. 361/680

OTHER PUBLICATIONS

Product literature for the Patientline system (website prints and product photos). Not later than Sep., 2000. Eleven (11) Sheets.

* cited by examiner

Primary Examiner—Jeffrey Asch

(74) *Attorney, Agent, or Firm*—Clayton, Howarth & Cannon, P.C.


(57) **CLAIM**

I claim the ornamental design for a communication center with display, as shown and described.

DESCRIPTION

FIG. 1 is a perspective view thereof;
FIG. 2 is a top view thereof;
FIG. 3 is a bottom view thereof;
FIG. 4 is a rear view thereof;
FIG. 5 is a front view thereof;
FIG. 6 is a right side view thereof; and,
FIG. 7 is a left side view thereof.

1 Claim, 3 Drawing Sheets






Fig. 1

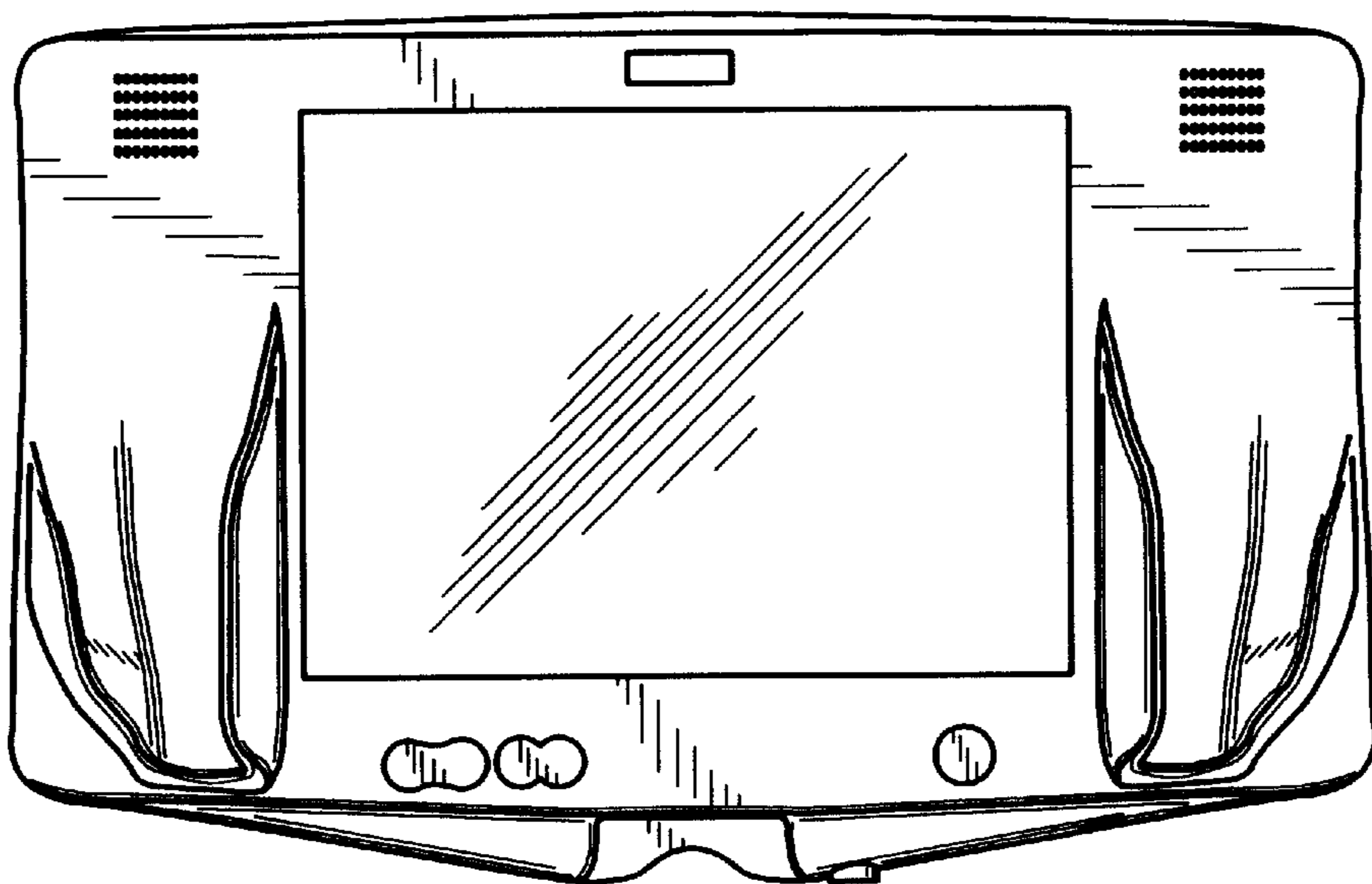


Fig. 2

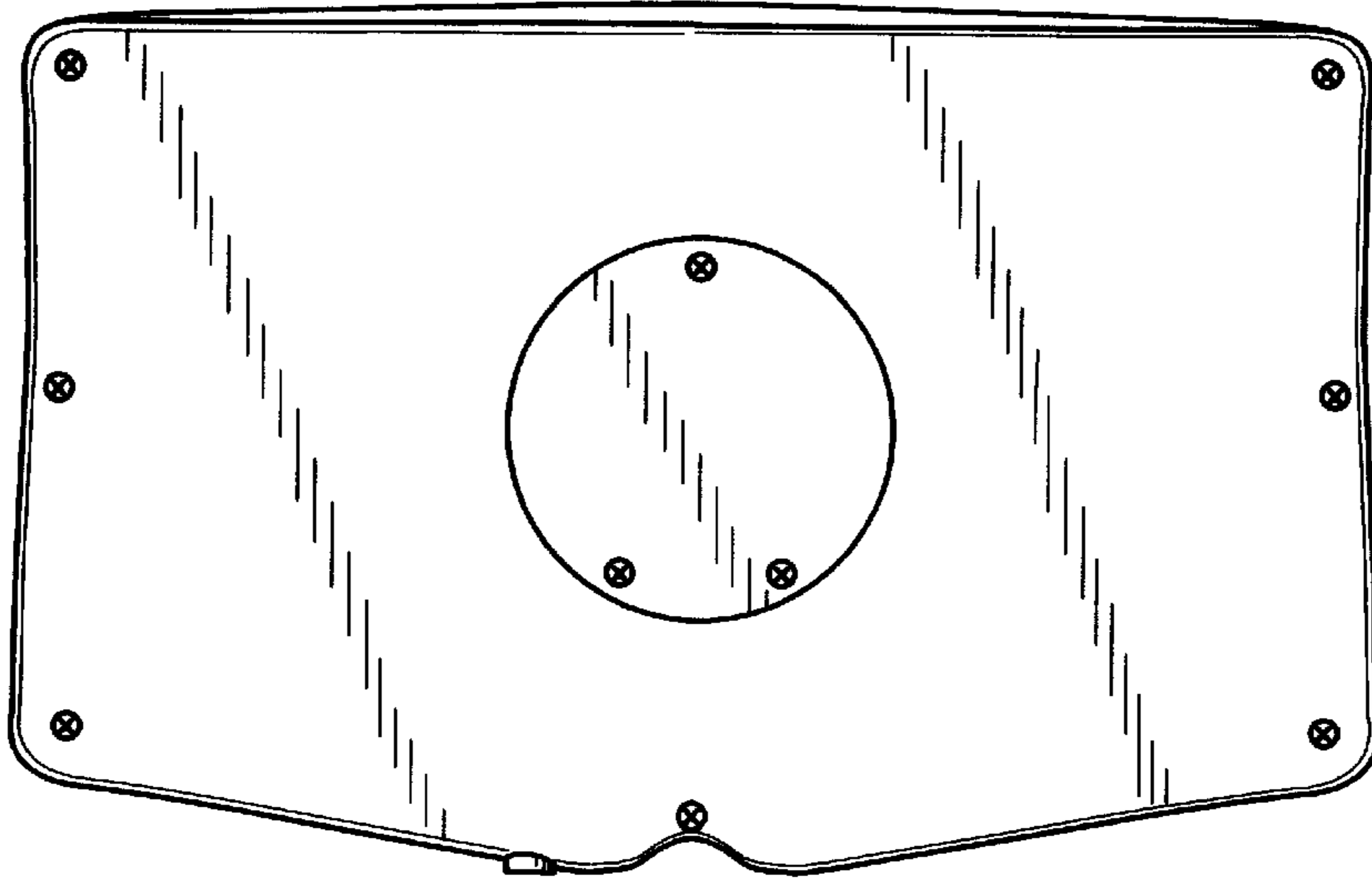


Fig. 3



Fig. 4




Fig. 5

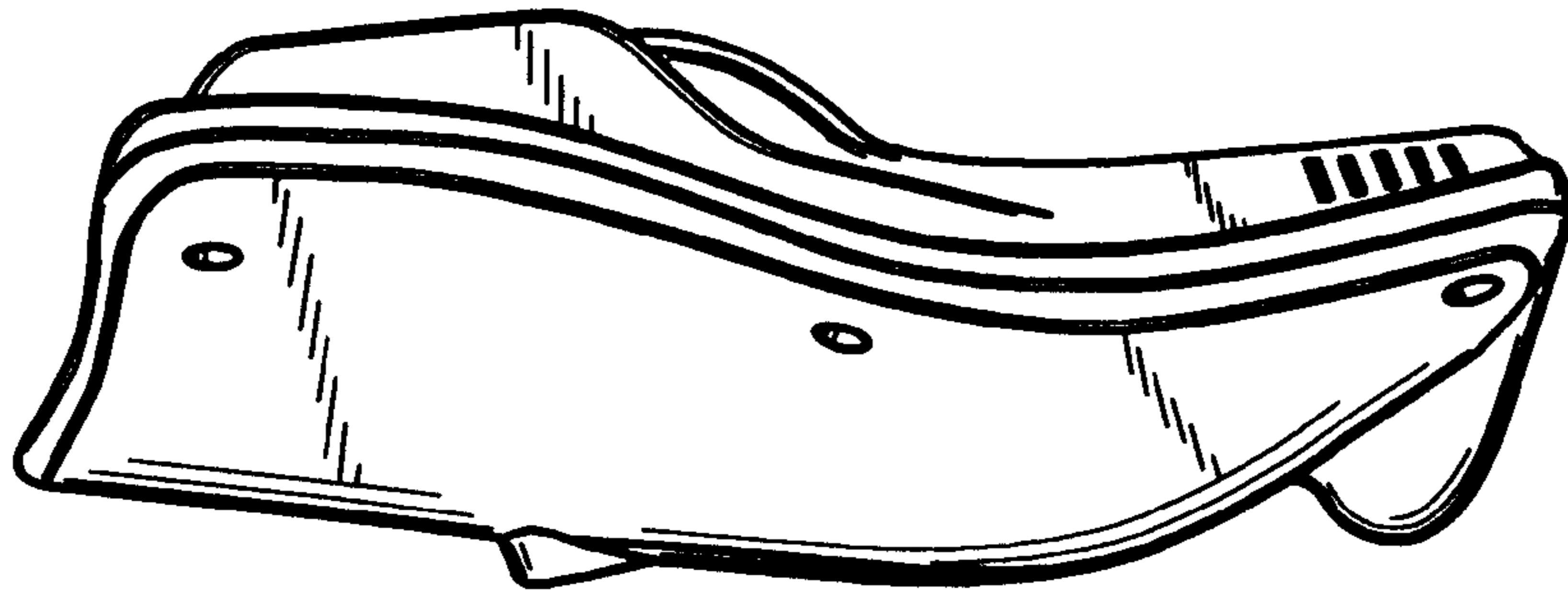


Fig. 6




Fig. 7