



US00D472225S

(12) **United States Design Patent**
Griffin

(10) **Patent No.:** **US D472,225 S**

(45) **Date of Patent:** **** Mar. 25, 2003**

(54) **HANDHELD ELECTRONIC DEVICE**

(75) **Inventor:** **Jason T. Griffin, Waterloo (CA)**

(73) **Assignee:** **Research In Motion Limited, Waterloo (CA)**

(**) **Term:** **14 Years**

(21) **Appl. No.:** **29/152,186**

(22) **Filed:** **Dec. 7, 2001**

(51) **LOC (7) Cl.** **14-03**

(52) **U.S. Cl.** **D14/138; D14/144; D14/346; D14/191**

(58) **Field of Search** **D14/137, 138, D14/218, 147-148, 247-248, 144, 191, 341-347, 455, 456; 379/433.01-433.13, 419, 434, 428.01-428.04, 420.01-420.04, 440; 455/550-575, 90; D21/517, 331, 333, 324; 345/168, 169, 172, 173, 156, 905; D10/65; 361/683, 679, 681**

(56) **References Cited**

U.S. PATENT DOCUMENTS

D312,628 S	*	12/1990	Yokoi et al.	D14/346
D313,401 S	*	1/1991	Tanabe	D14/346
D359,920 S	*	7/1995	Sakamoto	D10/65
D381,021 S	*	7/1997	Williams et al.	D14/138
D386,497 S	*	11/1997	Huslig et al.	D14/191
D390,509 S	*	2/1998	Antzinas et al.	D14/138
D402,572 S	*	12/1998	Han	D10/65
D416,256 S	*	11/1999	Griffin et al.	D14/191
D420,351 S	*	2/2000	Waldner	D14/138
D432,511 S	*	10/2000	Eckholm	D14/138

D433,017 S	*	10/2000	Martinez	D14/346
D433,460 S	*	11/2000	Griffin et al.	D21/329
D436,591 S	*	1/2001	Abston et al.	D14/341
D441,733 S	*	5/2001	Do et al.	D14/138
6,278,442 B1	*	8/2001	Griffin et al.	345/169
D451,079 S	*	11/2001	Ali	D14/138
D454,349 S	*	3/2002	Makidera et al.	D14/343
D454,849 S	*	3/2002	Eckholm	D14/138
D456,794 S	*	5/2002	Laverick et al.	D14/138
D458,239 S	*	6/2002	Shim et al.	D14/138
D459,327 S	*	6/2002	Ali	D14/138
D460,068 S	*	7/2002	Lanzaro et al.	D14/341
D460,493 S	*	7/2002	Griffin et al.	D21/329
D461,803 S	*	8/2002	Griffin et al.	D14/346
2002/0054676 A1	*	5/2002	Zhao et al.	379/354

* cited by examiner

Primary Examiner—Jeffrey Asch

(74) *Attorney, Agent, or Firm*—Jones, Day, Reavis & Pogue; Krishna K. Pathiyal; Charles B. Meyer

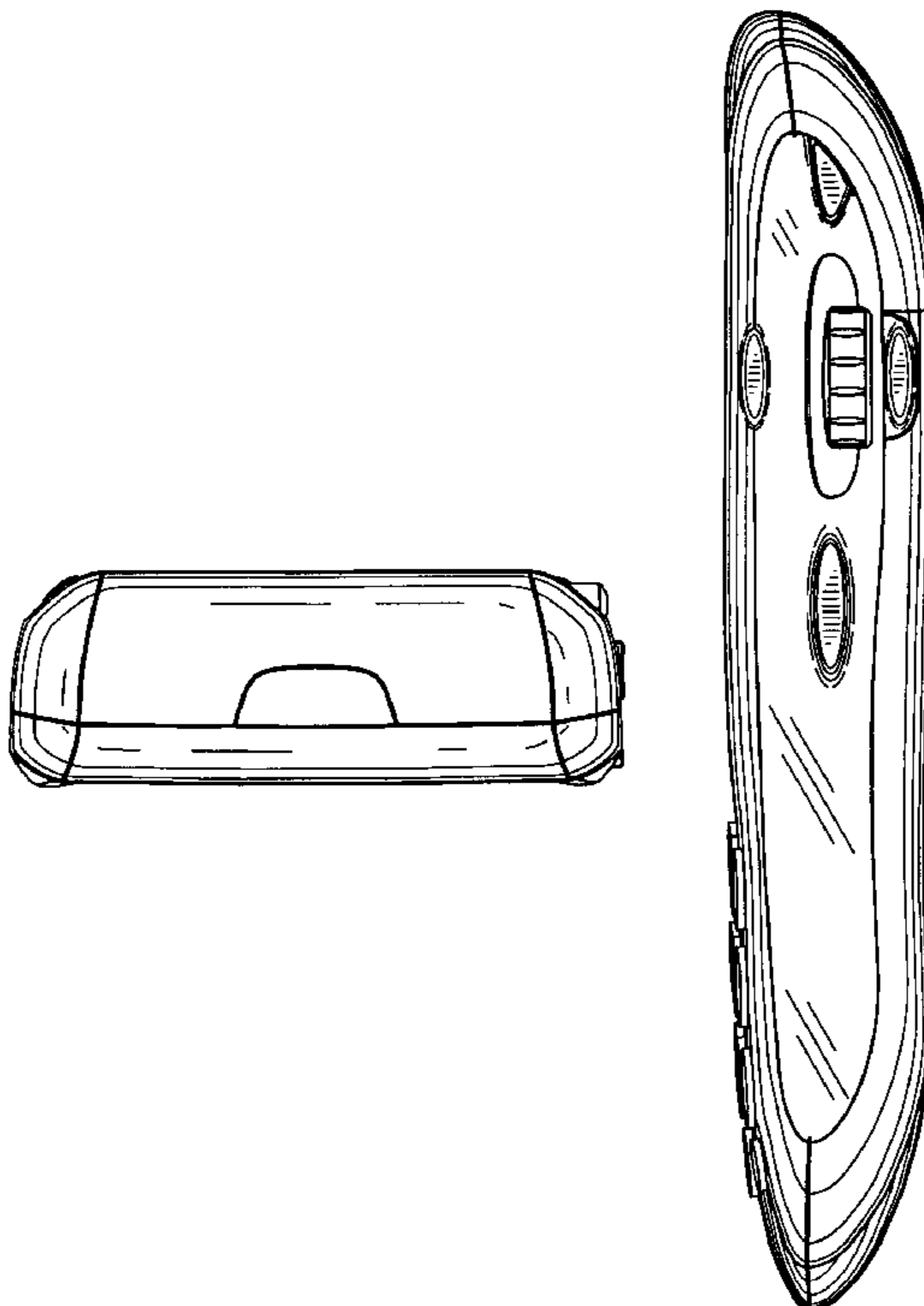
(57) **CLAIM**

I claim the ornamental design for a handheld electronic device, as shown and described.

DESCRIPTION

FIG. 1 is a top elevation of a handheld electronic device in accordance with the design;
FIG. 2 is a left side elevation of a handheld electronic device in accordance with the design;
FIG. 3 is a front elevation of a handheld electronic device in accordance with the design; and,
FIG. 4 is a right side elevation of a handheld electronic device in accordance with the design.

1 Claim, 1 Drawing Sheet



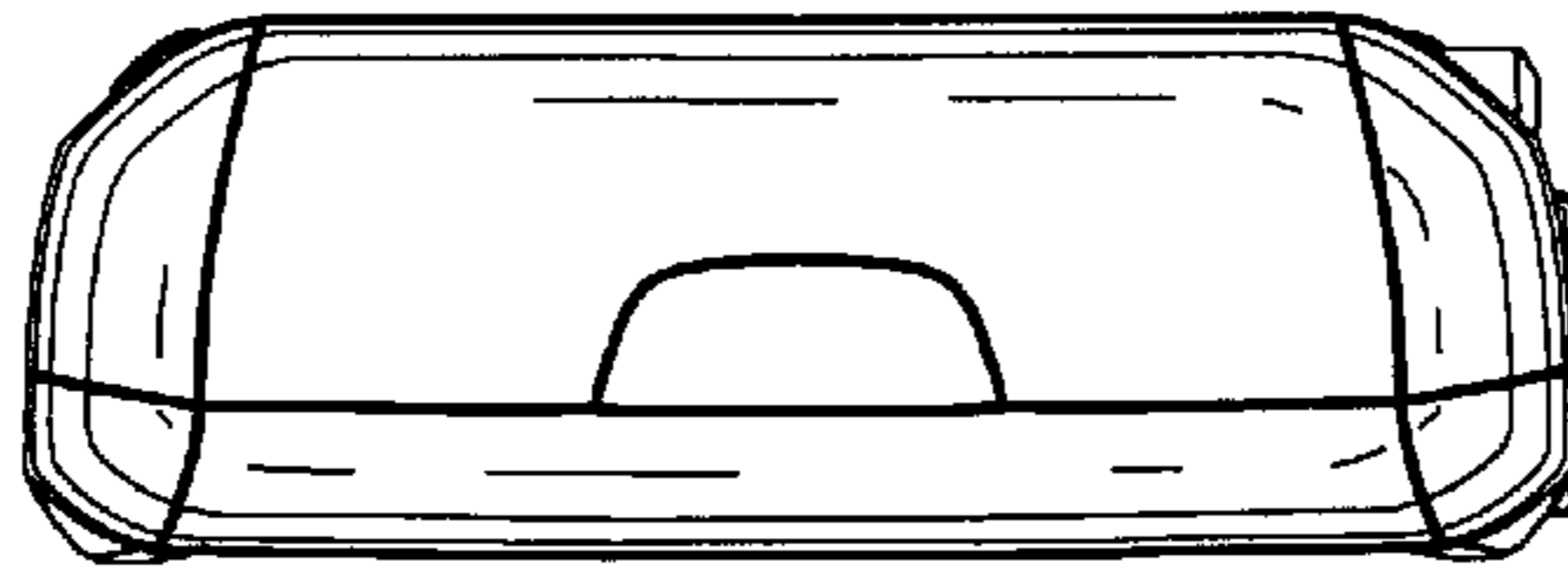


FIG. 1

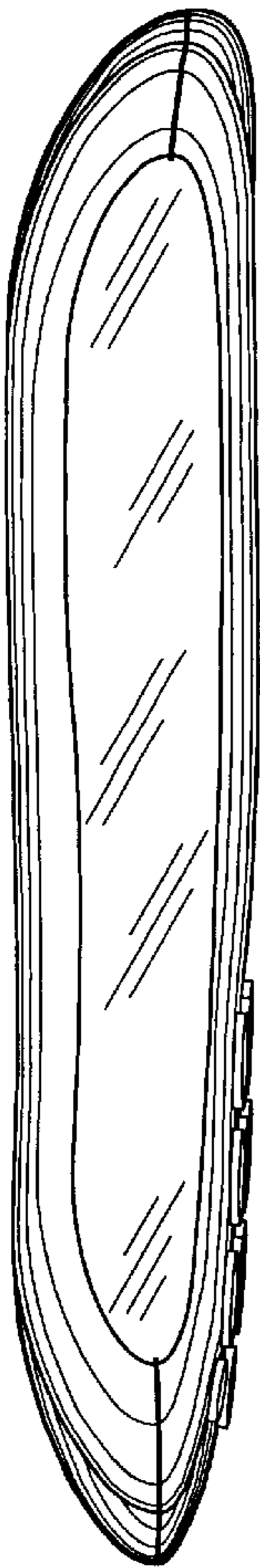


FIG. 2

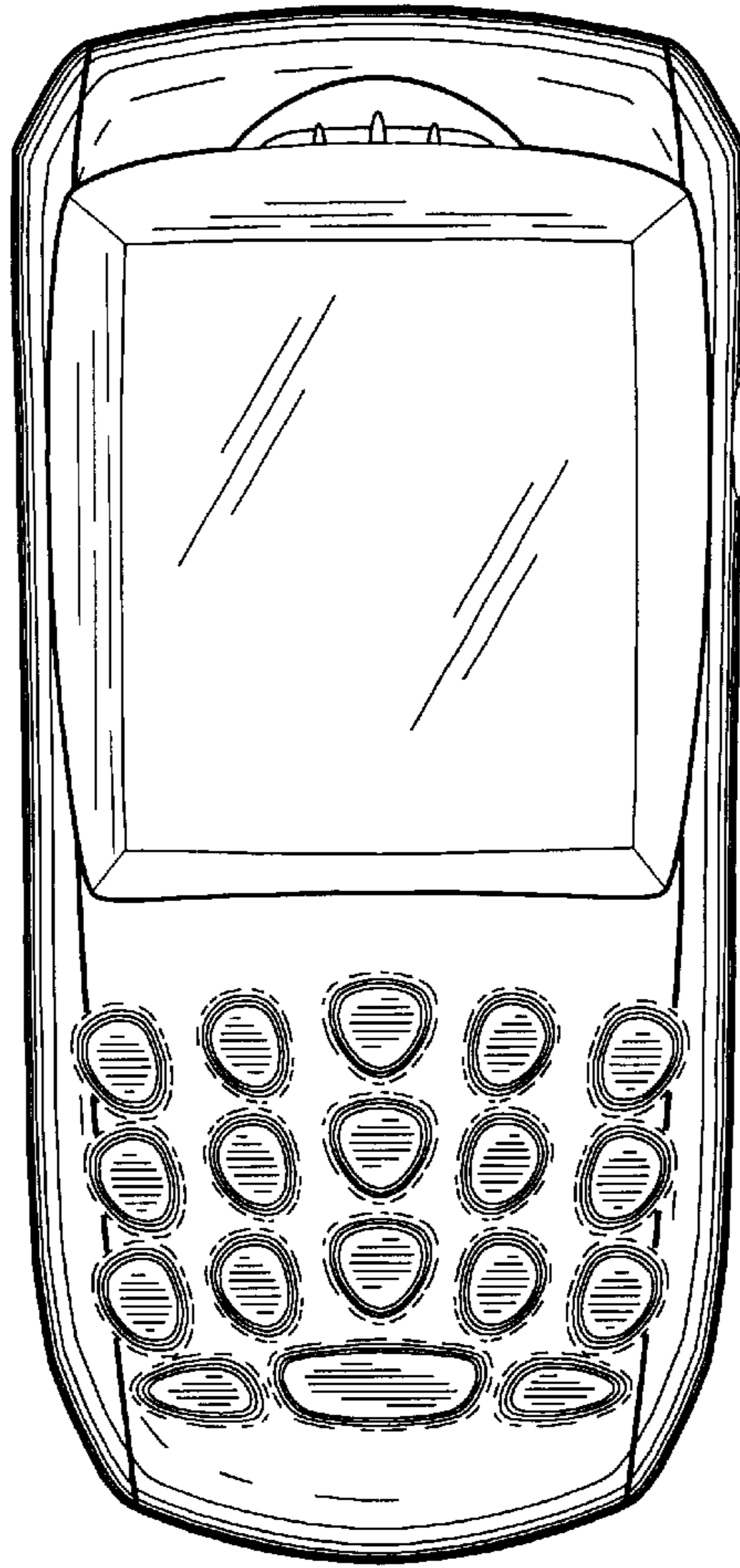


FIG. 3

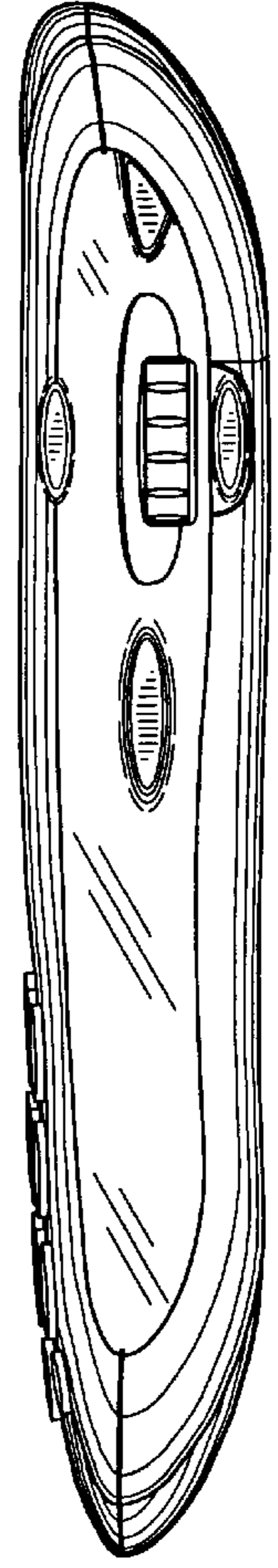


FIG. 4