



US00D472204S

(12) **United States Design Patent**
Kemp, Jr. et al.

(10) **Patent No.:** **US D472,204 S**
(45) **Date of Patent:** **** Mar. 25, 2003**

(54) **TIRE TREAD**

(75) Inventors: **Preston Butler Kemp, Jr.**, Greenville, SC (US); **Benoit M. Foucher**, Greer, SC (US)

(73) Assignee: **Michelin Recherche et Technique S.A.**, Granges-Paccot (CH)

(**) Term: **14 Years**

(21) Appl. No.: **29/164,481**

(22) Filed: **Jul. 25, 2002**

(51) **LOC (7) Cl.** **12-15**

(52) **U.S. Cl.** **D12/588**

(58) **Field of Search** D12/551, 553, D12/555, 556, 586, 588, 590, 591, 600; 152/209.1, 209.9, 209.13, 209.25, 209.28

(56) **References Cited**

U.S. PATENT DOCUMENTS

| | | | | |
|------------|---|---------|----------------------|---------|
| D301,133 S | * | 5/1989 | Tsuda et al. | D12/588 |
| D304,558 S | * | 11/1989 | Fukumoto | D12/588 |
| D370,439 S | | 6/1996 | Feider et al. | D12/141 |
| D380,995 S | | 7/1997 | Grosskopf | D12/143 |
| D385,235 S | * | 10/1997 | Young | D12/588 |
| D388,030 S | * | 12/1997 | Schuster | D12/586 |
| D390,170 S | * | 2/1998 | Stone et al. | D12/590 |
| D390,510 S | | 2/1998 | Stone et al. | D12/143 |
| D402,238 S | * | 12/1998 | Young et al. | D12/586 |
| D414,446 S | * | 9/1999 | Kemp, Jr. | D12/588 |
| D414,725 S | * | 10/1999 | Kemp, Jr. | D12/588 |
| D428,368 S | * | 7/2000 | Harris et al. | D12/586 |
| D461,446 S | * | 8/2002 | Janjareh et al. | D12/588 |

OTHER PUBLICATIONS

Mnarshal 954 Tire, 2000 Tread Design Guide, Jan. 2000, p. 100. 1/4.*

Tread Design Guide, 1997, p. 153. MICHELIN SZE.

Tread Design Guide, 1997, p. 156. MULTI-MILE Power King Radial Trailer R11.

Tread Design Guide, 2001, p. 102. MICHELIN XRV.

Tread Design Guide, 2001, p. 120. BRIDGESTONE R184.

Tread Design Guide, 2001, p. 127. DUNLOP SP251.

Tread Design Guide, 2001, p. 145. OHTSU Hi-Steel Radial RI-148.

Tread Design Guide, 2001, p. 149. SUMITOMO ST727.

* cited by examiner

Primary Examiner—Robert M. Spear

(74) *Attorney, Agent, or Firm*—Martin Farrell; Alan A. Csontos; Robert R. Reed

(57) **CLAIM**

The ornamental design for a tire tread, as shown and described.

DESCRIPTION

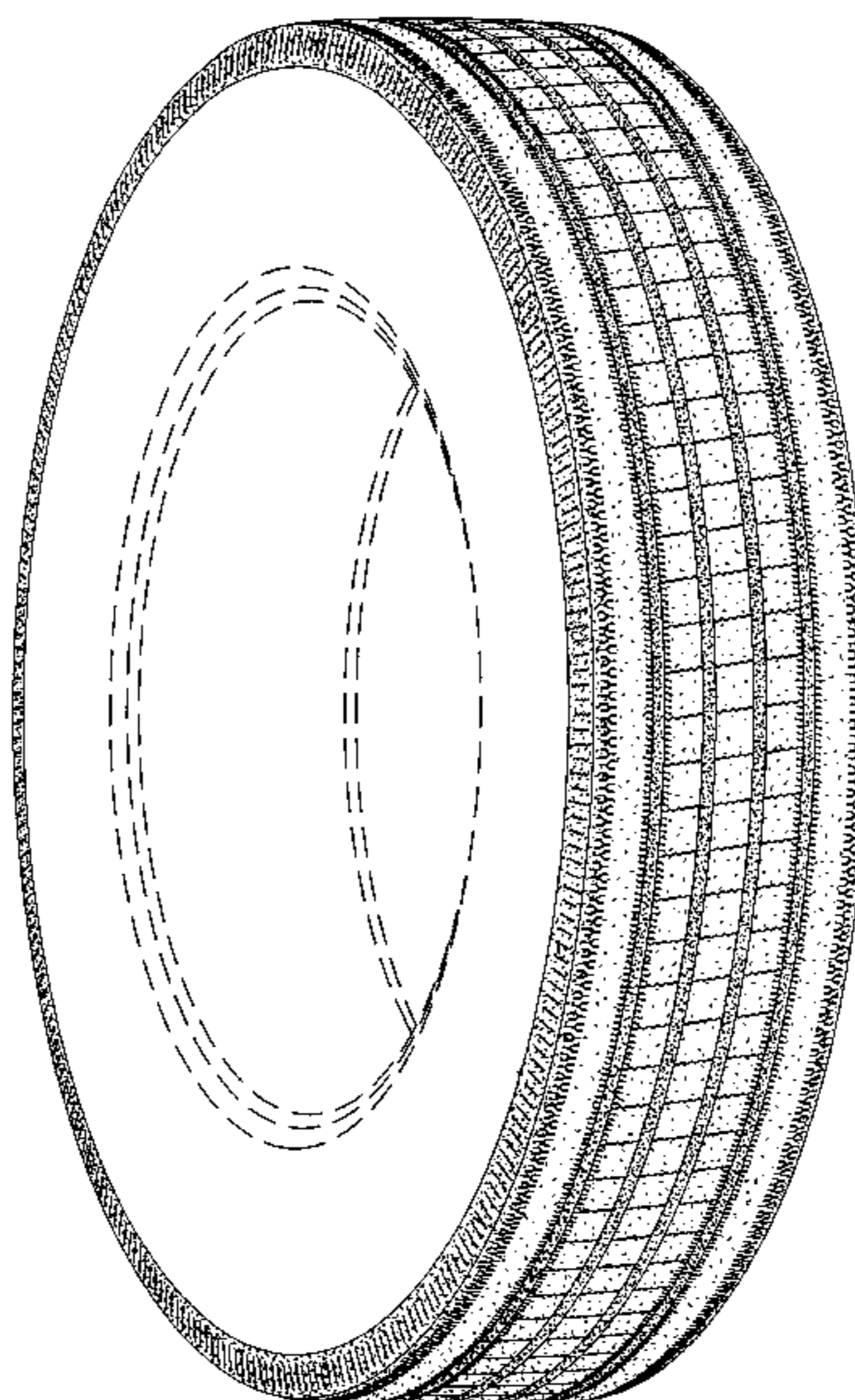
FIG. 1 is a perspective view of a tire tread showing our new design, it being understood that a tread pattern is repeated over the outer circumference and shoulder of a tire, the opposite side perspective view being identical thereto;

FIG. 2 is an enlarged fragmentary front elevation view of the tread pattern of FIG. 1 showing our new tread pattern for the tire tread; and,

FIG. 3 is a side elevation view of the tread pattern of FIG. 1, the opposite side elevation view being identical thereto.

The broken line disclosure of the tire sidewall and inner bead is for illustrative purposes only and forms no part of the claimed design. In the drawings, the dark stippled shading is in the groove areas of the tread surface and represents the recessed portions of the tire tread, as best illustrated along the top and bottom edges of FIG. 2.

1 Claim, 3 Drawing Sheets



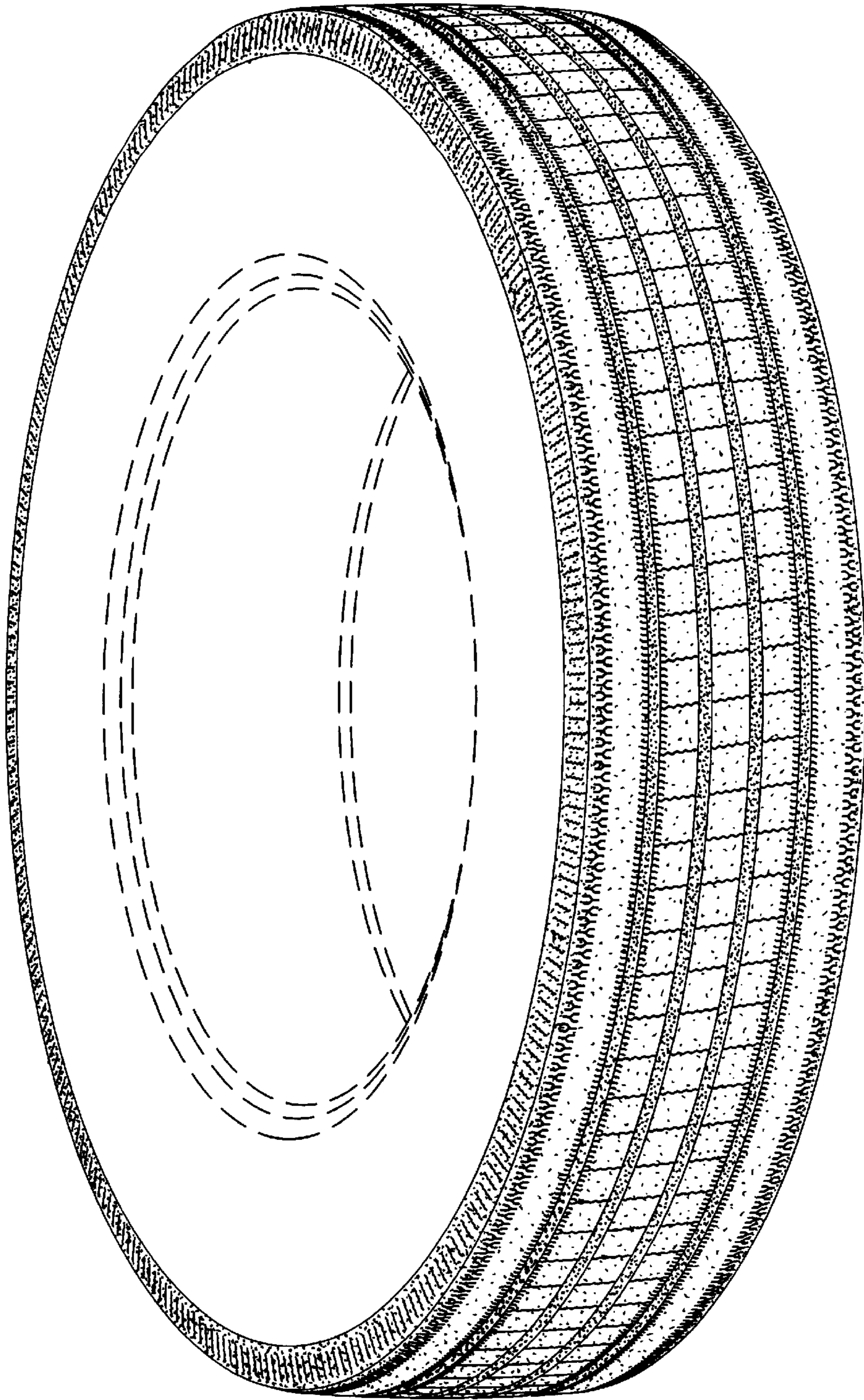


Fig. 1

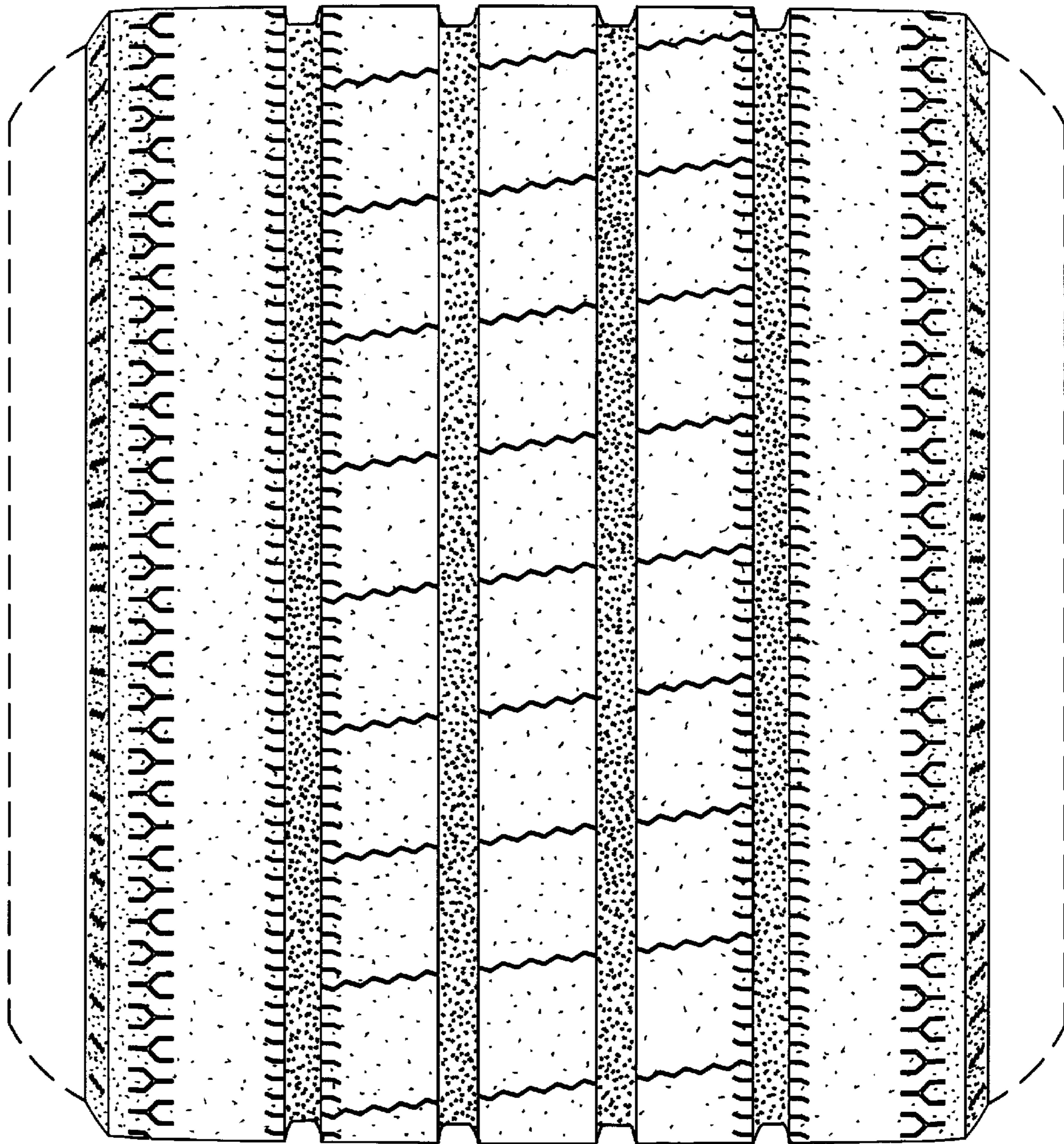


Fig. 2

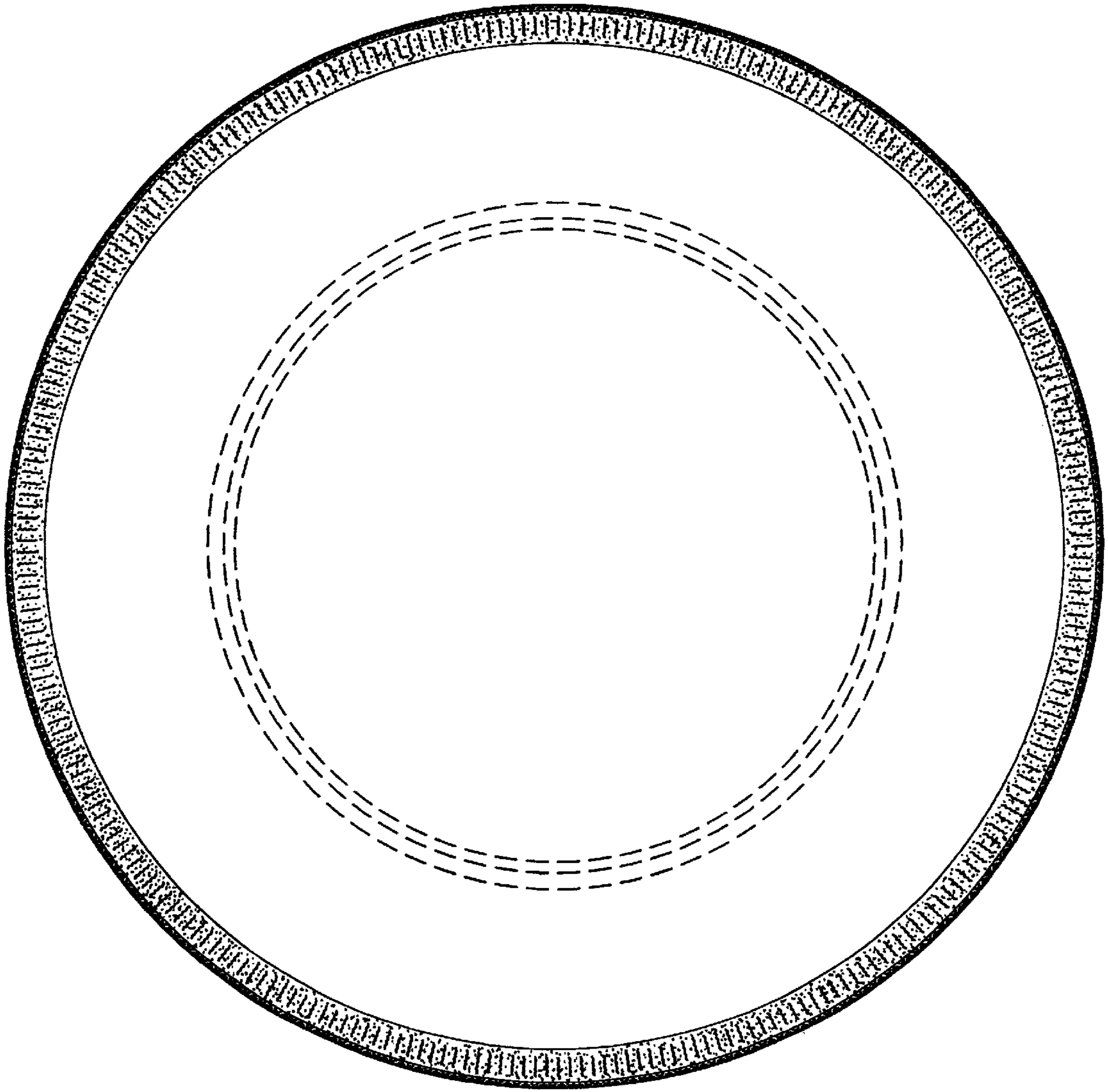


Fig. 3