



US00D472203S

(12) **United States Design Patent**  
**Endo et al.**

(10) **Patent No.:** **US D472,203 S**

(45) **Date of Patent:** **\*\* Mar. 25, 2003**

(54) **AUTOMOBILE TIRE**

**OTHER PUBLICATIONS**

(75) Inventors: **Kenichiro Endo**, Tokyo (JP); **Takeshi Masatomo**, Tokyo (JP); **Mitsutoshi Saeki**, Hiratsuka (JP); **Yukio Kuroda**, Hiratsuka (JP); **Masahiro Ebiko**, Hiratsuka (JP)

Continental Contitrac SUV Tire, 2001 Tread Design Guide, Jan. 2001, p. 22. 4/5.\*

\* cited by examiner

(73) Assignee: **The Yokohama Rubber Co., Ltd.**, Tokyo (JP)

*Primary Examiner*—Robert M. Spear

(74) *Attorney, Agent, or Firm*—Rader Fishman & Grauer

(\*\*) Term: **14 Years**

(57) **CLAIM**

(21) Appl. No.: **29/159,161**

The ornamental design for an automobile tire, as shown and described.

(22) Filed: **Apr. 17, 2002**

**DESCRIPTION**

(30) **Foreign Application Priority Data**

Oct. 23, 2001 (JP) ..... 2001-030948

(51) **LOC (7) Cl.** ..... **12-15**

(52) **U.S. Cl.** ..... **D12/587**

(58) **Field of Search** ..... D12/551, 553, D12/555, 556, 586, 588, 590, 591, 600; 152/209.1, 209.9, 209.13, 209.25, 209.28

FIG. 1 is a front view of an automobile tire, showing the new design, the rear view, the top plan view and the bottom plan view each appearing the same as the front view;

FIG. 2 is a right side view of the automobile tire, the left side view appearing the same as the right side view;

FIG. 3 is a fragmentary front view, showing in enlargement the portion of 3—3 in FIG. 1; and,

FIG. 4 is a sectional view, taken on line 4—4 in FIG. 3.

(56) **References Cited**

**U.S. PATENT DOCUMENTS**

D412,870 S \* 8/1999 Weber et al. .... D12/588

**1 Claim, 1 Drawing Sheet**

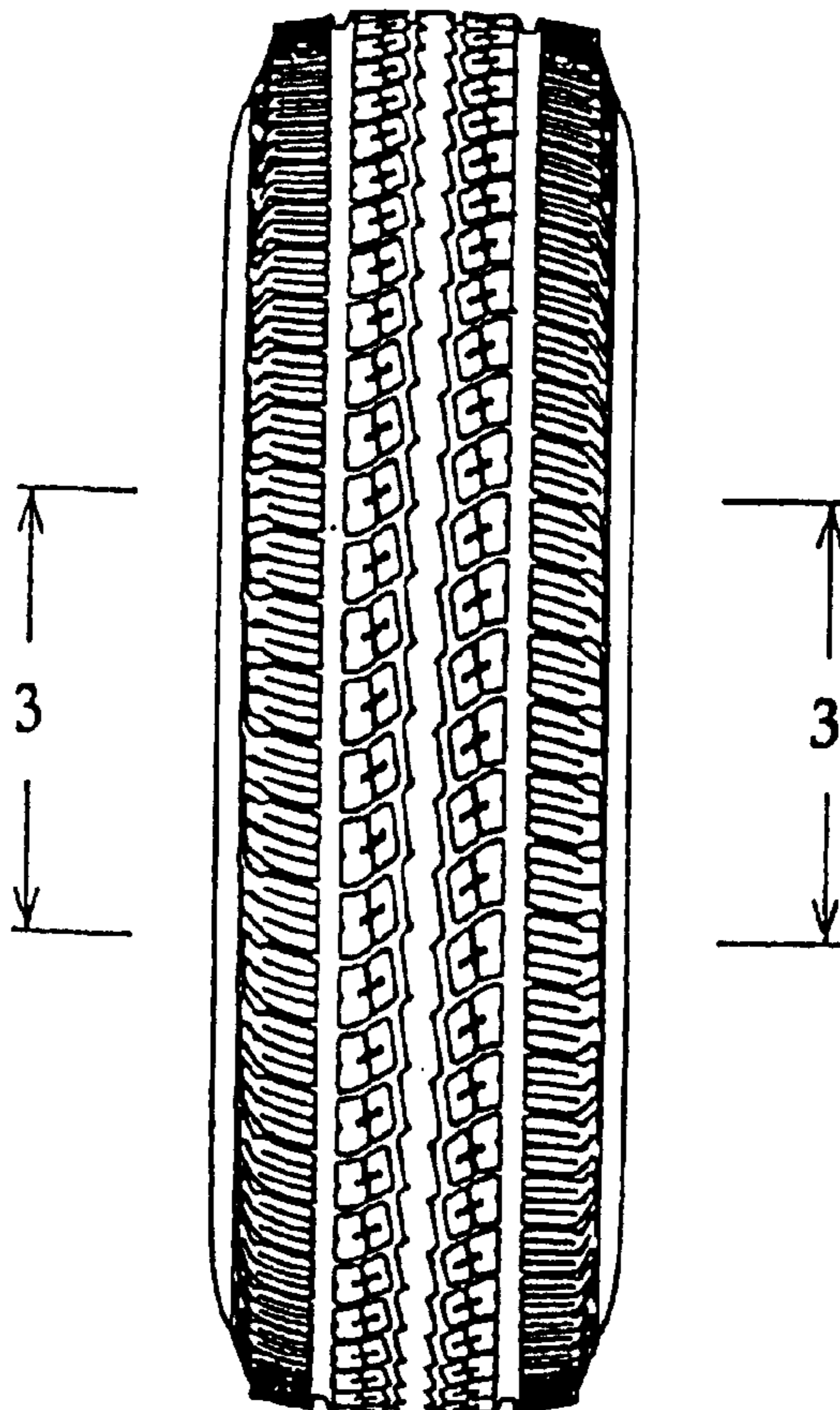


FIG. 1

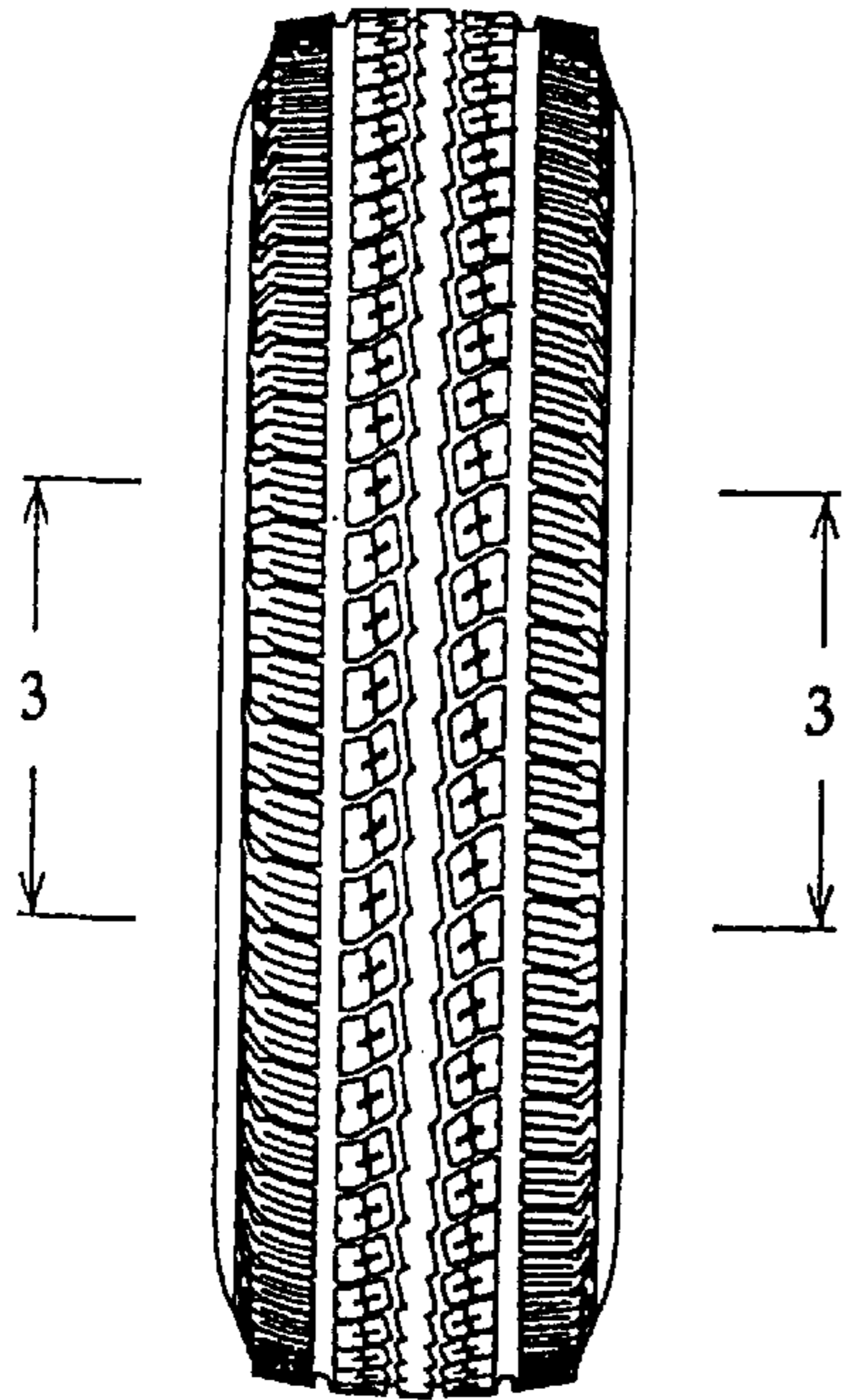


FIG. 2

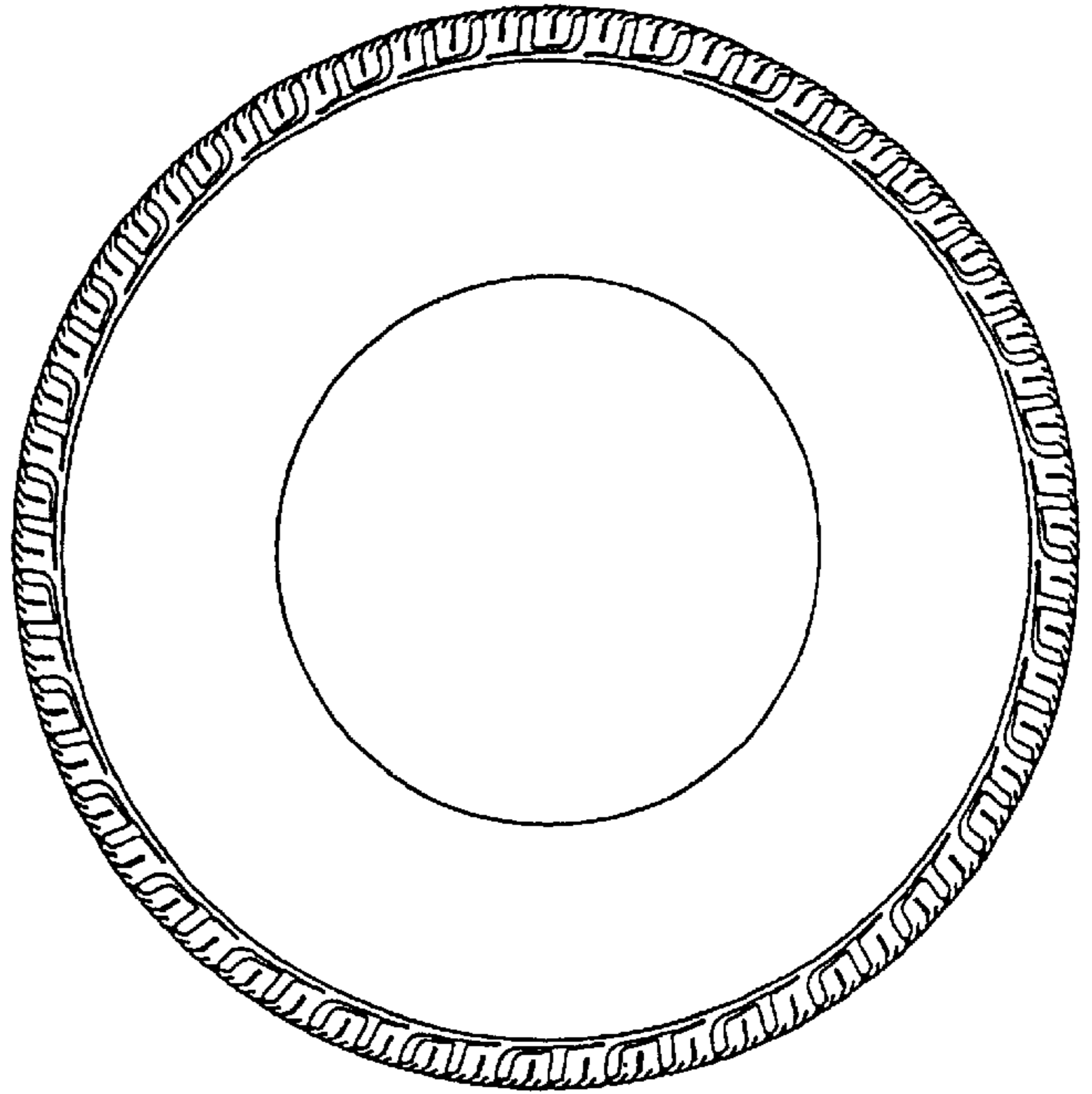


FIG. 3

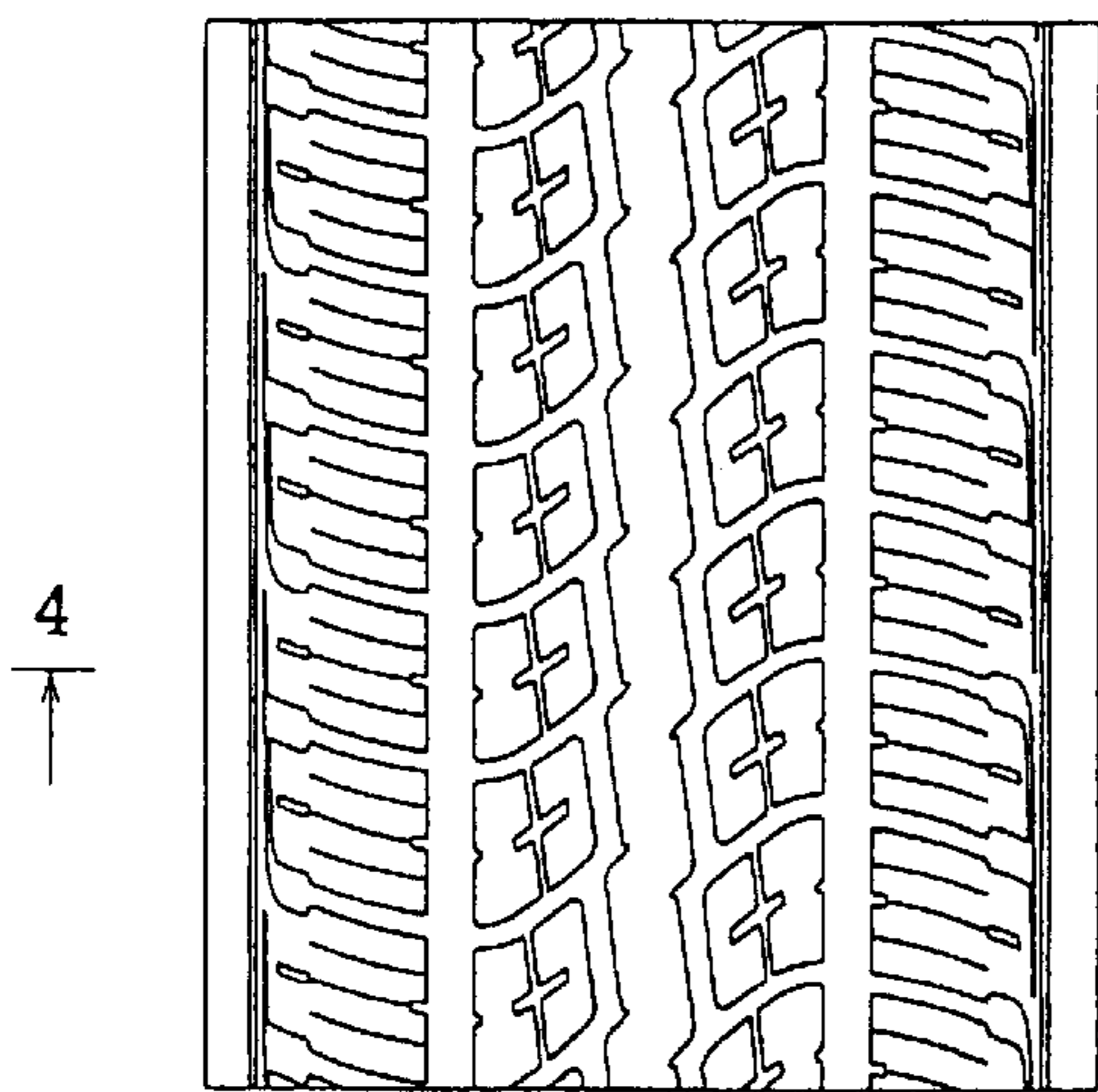


FIG. 4

