



US00D472196S

(12) **United States Design Patent**
Edwards, III

(10) **Patent No.:** **US D472,196 S**

(45) **Date of Patent:** **** Mar. 25, 2003**

(54) **VEHICLE WHEEL FRONT FACE**

D388,044 S * 12/1997 Maier D12/204
D454,529 S * 3/2002 Pfeiffer et al. D12/210
D458,206 S * 6/2002 Chen D12/209

(76) Inventor: **Dixon V. Edwards, III**, 501 Raintree
Cir., Coppell, TX (US) 75019

(**) Term: **14 Years**

* cited by examiner

(21) Appl. No.: **29/160,287**

Primary Examiner—Stacia Cadmus
(74) *Attorney, Agent, or Firm*—Taft, Stettinius & Hollister
LLP

(22) Filed: **May 8, 2002**

(51) **LOC (7) Cl.** **12-16**

(52) **U.S. Cl.** **D12/209**

(58) **Field of Search** D12/204-211;
301/37.101, 64.101, 65

(57) **CLAIM**

I claim the ornamental design for a vehicle wheel front face,
as shown and described.

(56) **References Cited**

DESCRIPTION

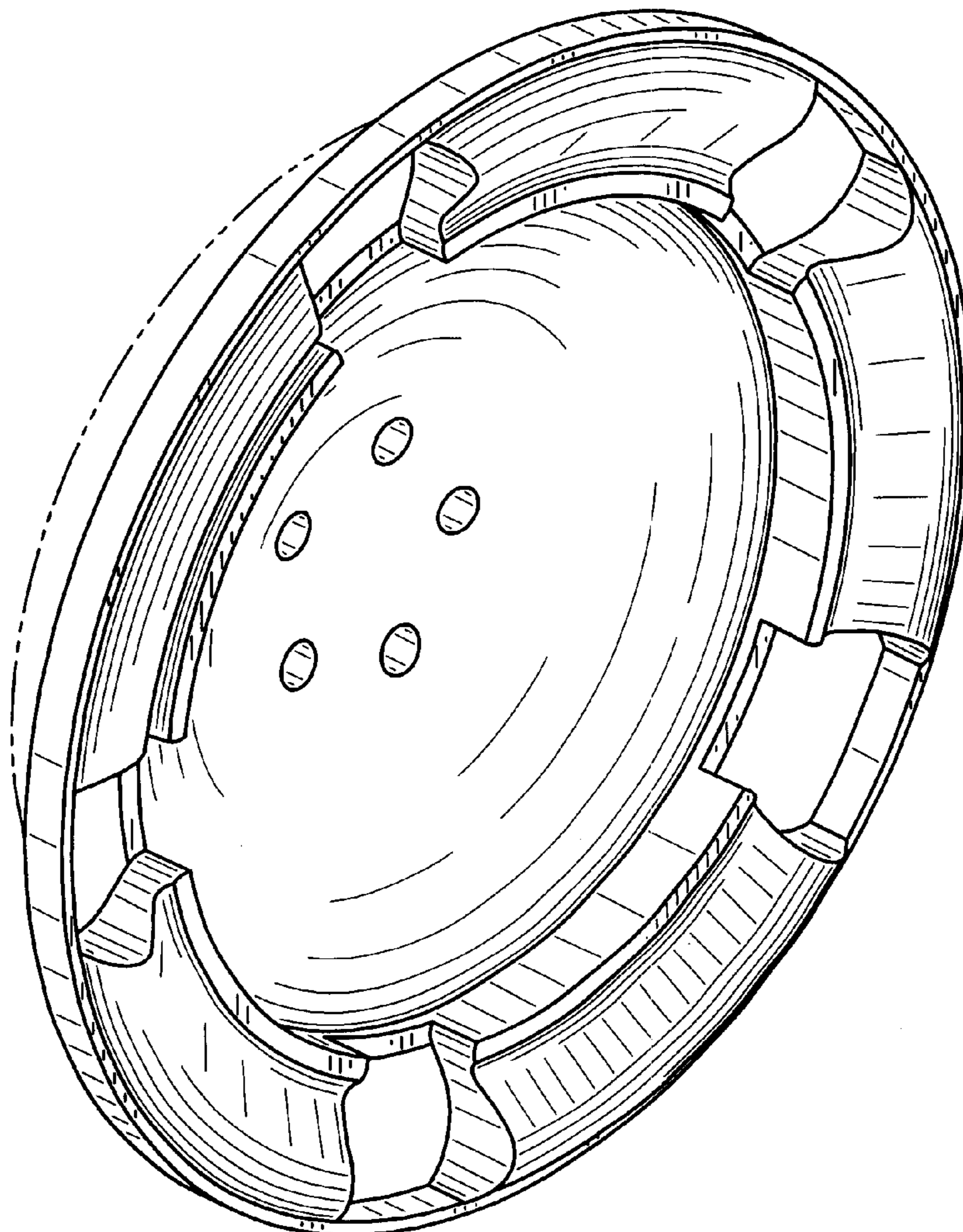
U.S. PATENT DOCUMENTS

D56,136 S * 8/1920 Gilbert D12/210
D213,315 S * 2/1969 Reid D12/209
D285,676 S * 9/1986 Clark D12/209
D301,865 S * 6/1989 McIntosh D12/209
D375,478 S * 11/1996 Pfeiffer D12/209

FIG. 1 is an elevated perspective view of a vehicle wheel
front face, showing my new design; and,
FIG. 2 is a front elevational view thereof.

The broken lines shown in FIG. 1 are for illustrative
purposes only and form no part of the claimed design.

1 Claim, 2 Drawing Sheets



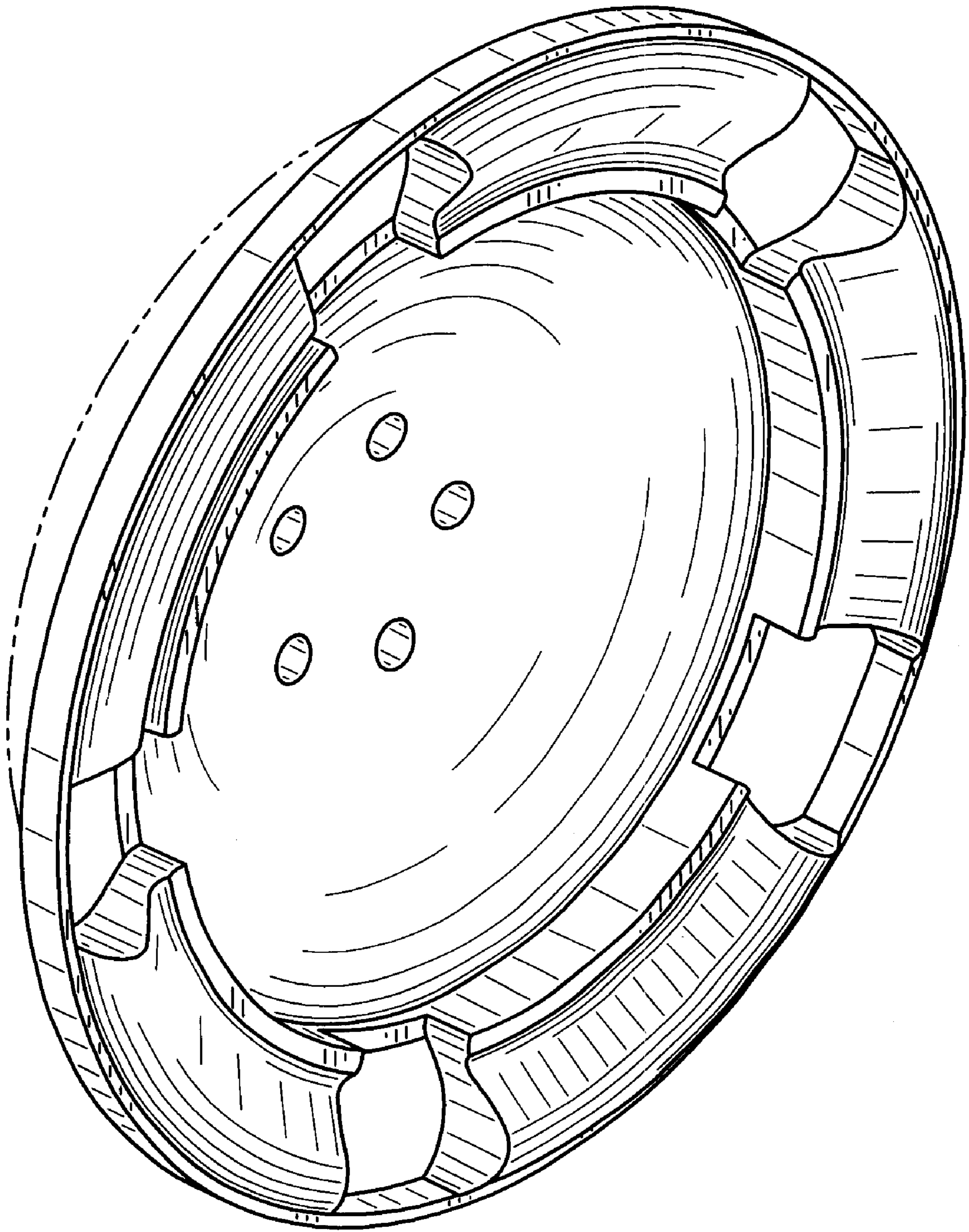


FIG. 1

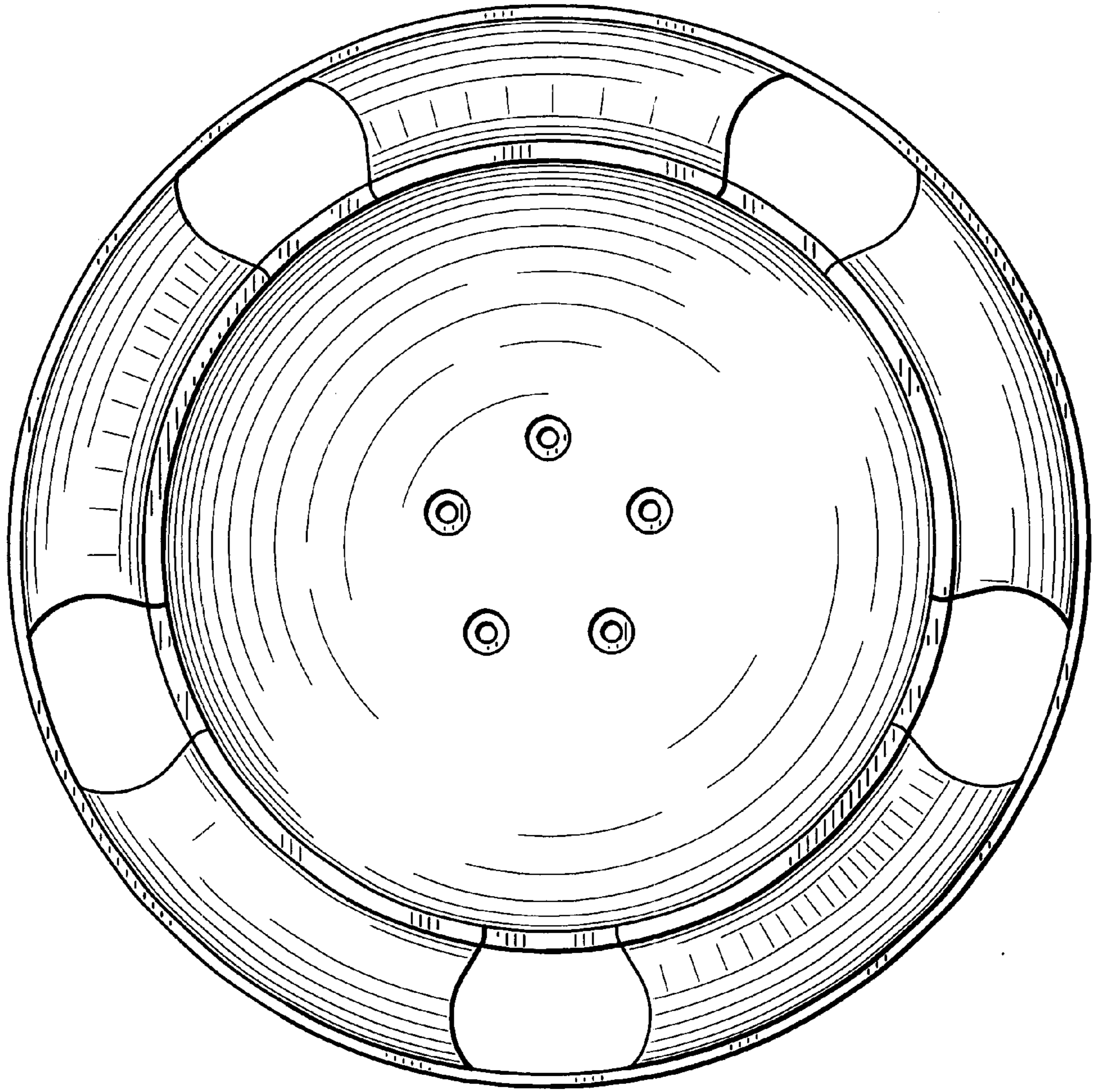


FIG. 2