



US00D472180S

(12) **United States Design Patent**
Lee

(10) **Patent No.:** **US D472,180 S**

(45) **Date of Patent:** **** Mar. 25, 2003**

(54) **RING**

(76) **Inventor:** **Susanna Tims Lee**, 3995 Biggers Rd.,
York, SC (US) 29745

(**) **Term:** **14 Years**

(21) **Appl. No.:** **29/156,904**

(22) **Filed:** **Mar. 8, 2002**

(51) **LOC (7) Cl.** **11-01**

(52) **U.S. Cl.** **D11/26; D30/160**

(58) **Field of Search** D11/26-39, 1,
D11/3-4; 63/15, 15.1, 15.2, 15.3, 15.4,
15.45, 15.5, 15.6, 15.65, 15.7, 15.8, 3,
26-28; D30/160; 119/709, 710

(56) **References Cited**

U.S. PATENT DOCUMENTS

D20,739 S	*	5/1891	Beach	D11/26
D68,812 S	*	11/1925	Kinsley	D11/26
D108,250 S	*	12/1937	Sternberg	D11/26
D126,077 S	*	3/1941	Kirschman	D11/29
D133,401 S	*	8/1942	Boucher	D11/30
D143,463 S	*	1/1946	Burch	D11/26
D157,454 S	*	2/1950	Wheeler	D11/26

D332,419 S	*	1/1993	Maskell	D11/26
D382,222 S	*	8/1997	Coto	D11/4
D447,436 S	*	9/2001	Park	D11/4
D456,958 S	*	5/2002	Weinacker, Jr.	D30/160

OTHER PUBLICATIONS

Dura Pro products, Inc., catalog; Mar. 1990; p. 2; Rope
Rings—B203—B202—B201—B200.*

* cited by examiner

Primary Examiner—Cathy Anne MacCormac

(57) **CLAIM**

The ornamental design for a ring, as shown and described.

DESCRIPTION

FIG. 1 is a front elevational view of a ring showing my new design;
 FIG. 2 is a rear elevational view thereof;
 FIG. 3 is a side view, taken from the left side of FIG. 1;
 FIG. 4 is a side view, taken from the right side of FIG. 1;
 FIG. 5 is a top plan view thereof; and,
 FIG. 6 is a bottom plan view thereof.

1 Claim, 2 Drawing Sheets




FIG. 1




FIG. 4

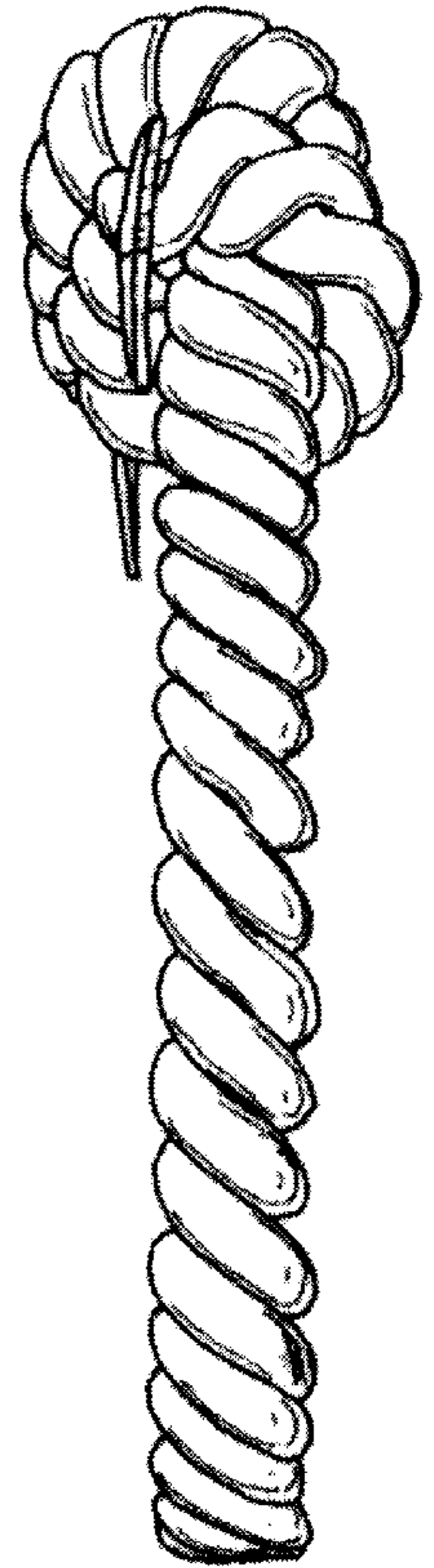


FIG. 5

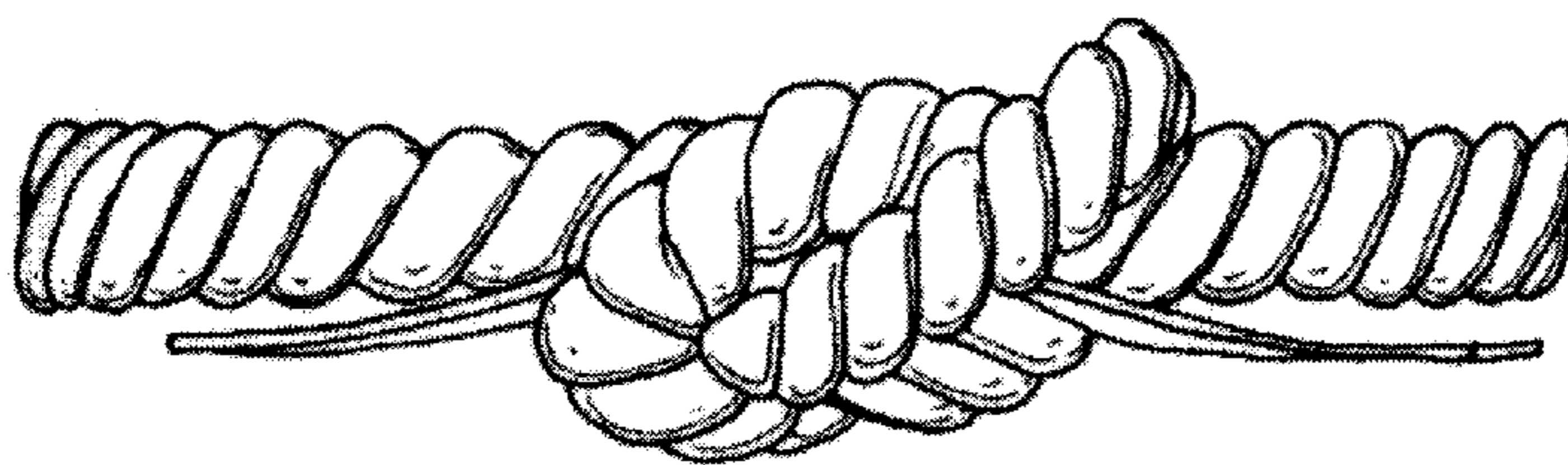


FIG. 2




FIG. 3

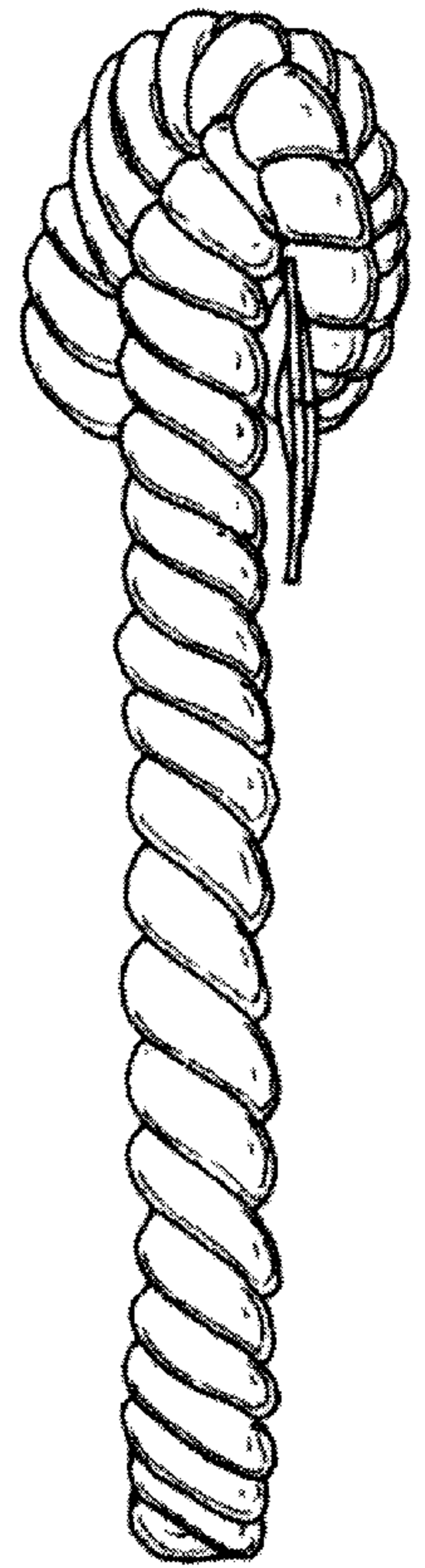


FIG. 6

