



US00D472177S

(12) **United States Design Patent**  
**McCullough-McPherson**

(10) **Patent No.:** **US D472,177 S**

(45) **Date of Patent:** **\*\* Mar. 25, 2003**

(54) **LATCHING BRACELET**

(76) **Inventor:** **Patricia McCullough-McPherson, 505 Pacific Dr., Crane, MO (US) 65633**

(\*\*) **Term:** **14 Years**

(21) **Appl. No.:** **29/150,397**

(22) **Filed:** **Nov. 14, 2001**

(51) **LOC (7) Cl.** ..... **11-01**

(52) **U.S. Cl.** ..... **D11/4**

(58) **Field of Search** ..... D11/1-25, 38,  
D11/86, 93-95; 59/78-84; 63/2, 3, 3.1,  
4, 5.1, 9, 11, 38; D10/32; 224/175

(56) **References Cited**

**U.S. PATENT DOCUMENTS**

- 393,239 A \* 11/1888 Johnstone ..... D11/10
- 401,746 A \* 4/1889 Johnstone ..... D11/2
- D247,482 S \* 3/1978 Schupp ..... D11/4
- D372,680 S \* 8/1996 Salva et al. .... D11/4

- D402,911 S \* 12/1998 Barcon ..... D11/4
- D406,785 S \* 3/1999 Ruscitti ..... D11/4
- D452,958 S \* 1/2002 Goulet Mauboussin ..... D11/3

\* cited by examiner

*Primary Examiner*—Ralf Seifert

(74) *Attorney, Agent, or Firm*—Lathrop & Gage, L.C.


(57) **CLAIM**


An ornamental design for a latching bracelet, as shown and described.

**DESCRIPTION**

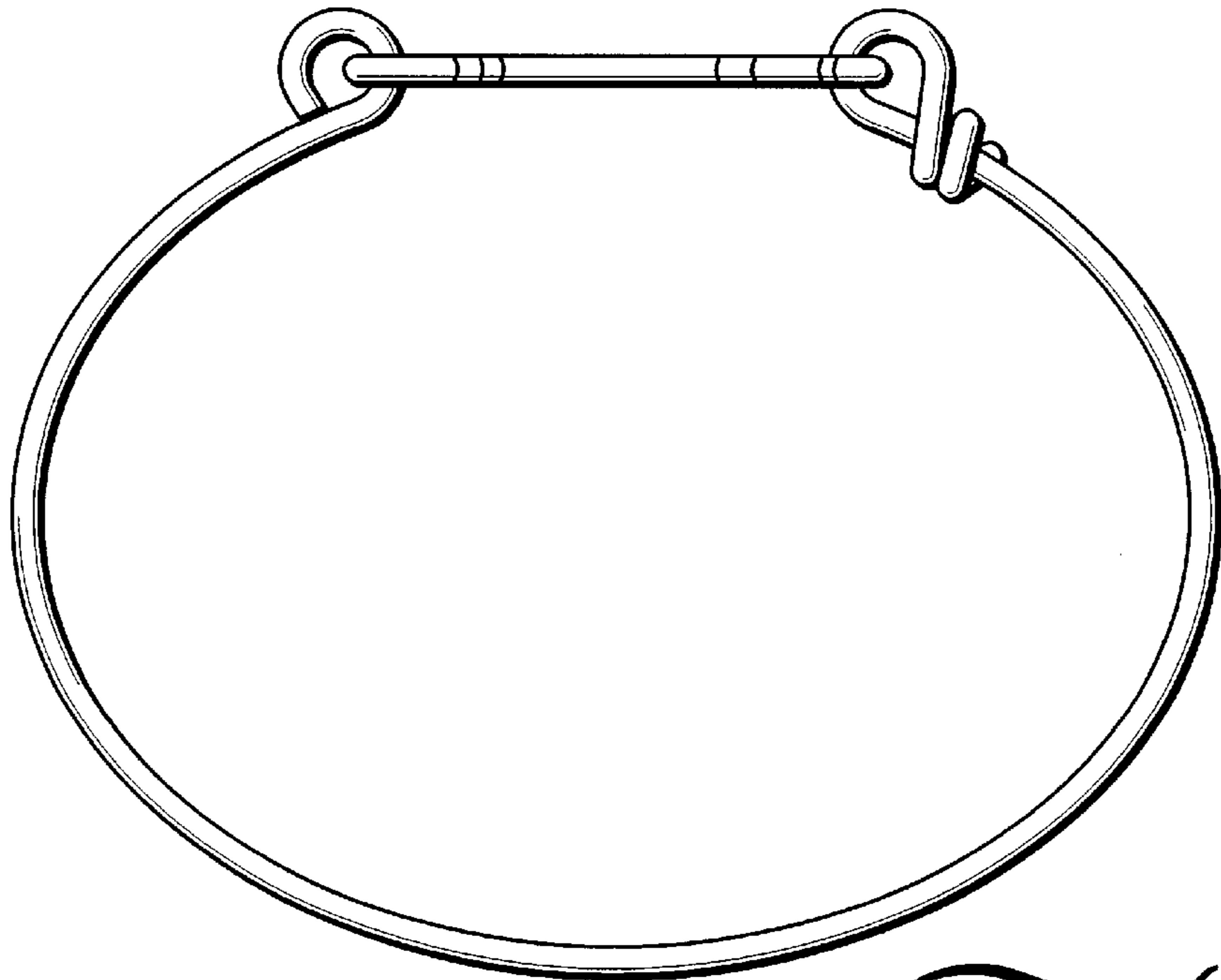
FIG. 1 is a perspective view of an embodiment of a latching bracelet;  
 FIG. 2 is a top view thereof;  
 FIG. 3 is a back view thereof;  
 FIG. 4 is a first side view thereof;  
 FIG. 5 is a second side view thereof; and,  
 FIG. 6 is a front view thereof.

**1 Claim, 2 Drawing Sheets**





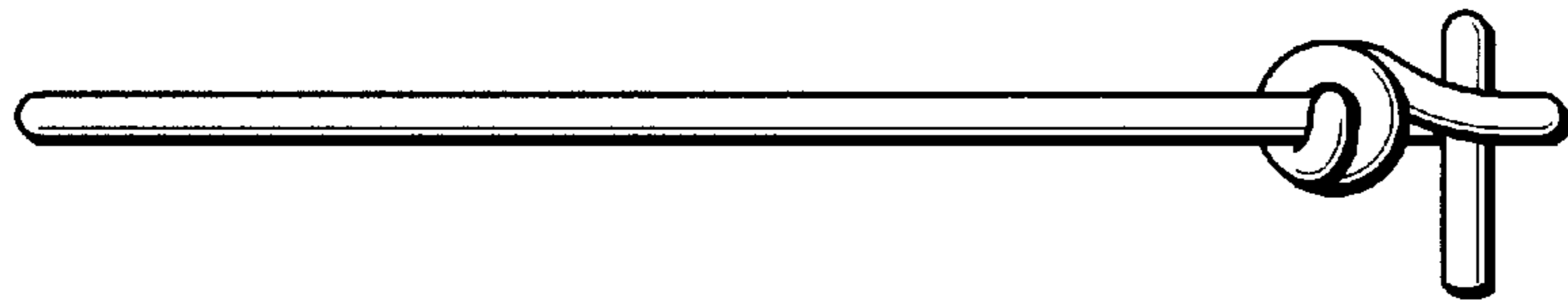
*Fig. 1*




*Fig. 2*



*Fig. 3*



*Fig. 4*



*Fig. 5*



*Fig. 6*