



US00D472161S

(12) **United States Design Patent**
Lassigne

(10) **Patent No.:** **US D472,161 S**

(45) **Date of Patent:** **** Mar. 25, 2003**

(54) **COMBINED WRISTWATCH AND BRACELET**

(76) **Inventor:** **Patrick Joseph Lassigne**, 23, chemin
des Villarets, 2036 Cormondrèche (CH)

(**) **Term:** **14 Years**

(21) **Appl. No.:** **29/163,285**

(22) **Filed:** **Jul. 1, 2002**

(30) **Foreign Application Priority Data**

Apr. 2, 2002 (XH) DMA/005661

(51) **LOC (7) Cl.** **10-02**

(52) **U.S. Cl.** **D10/32**

(58) **Field of Search** D10/1-40, 122-132;
368/276-277, 281-282, 285; D11/3-25;
63/1.1, 3, 5, 11; 224/164, 168, 178

(56) **References Cited**

U.S. PATENT DOCUMENTS

- D412,445 S * 8/1999 Bodino D10/32
- D431,786 S * 10/2000 Bodino D10/32
- D434,335 S * 11/2000 Amstutz D10/32

- D445,040 S * 7/2001 Bodino D10/32
- D447,702 S * 9/2001 Bodino D10/32
- D447,703 S * 9/2001 Bodino D10/32
- D453,688 S * 2/2002 Bodino D10/32
- D457,814 S * 5/2002 Bodino D10/32

* cited by examiner

Primary Examiner—Nelson C. Holtje

(74) *Attorney, Agent, or Firm*—McGlew and Tuttle, P.C.

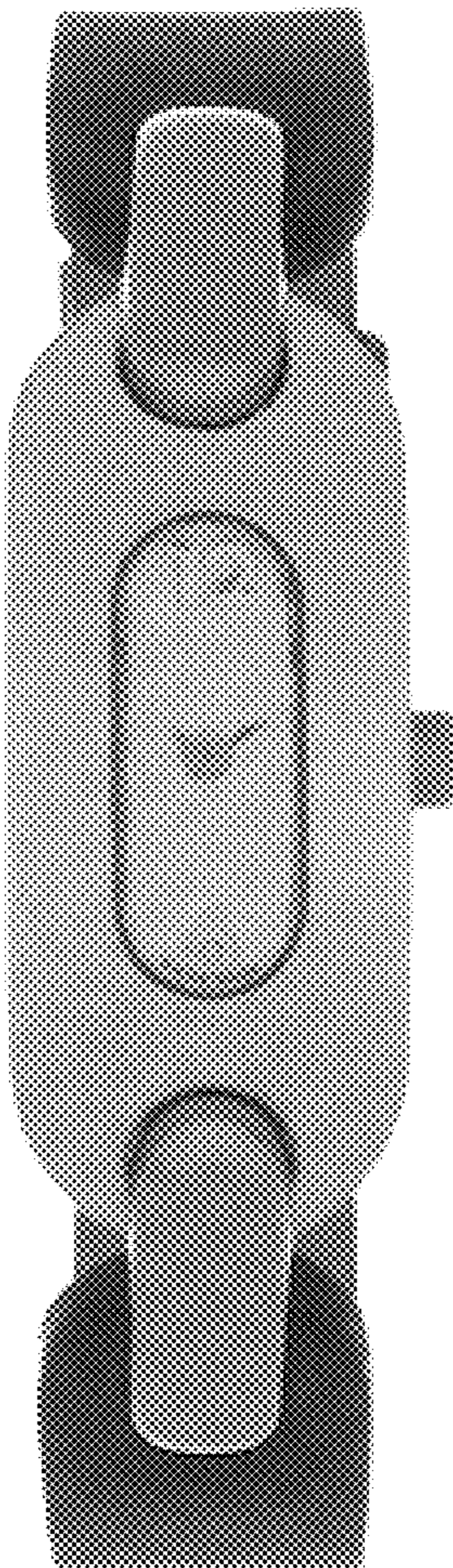
(57) **CLAIM**

The ornamental design for a combined wristwatch and bracelet, as shown and described.

DESCRIPTION

FIG. 1 is a top view of my new combined wrist watch and bracelet design;
 FIG. 2 is a bottom view thereof;
 FIG. 3 is a right perspective view thereof;
 FIG. 4 is a front end view thereof;
 FIG. 5 is a left side view thereof;
 FIG. 6 is a rear end view thereof; and,
 FIG. 7 is a right side view thereof.

1 Claim, 2 Drawing Sheets






Fig. 1




Fig. 2



Fig. 3




Fig. 4



Fig. 5




Fig. 6



Fig. 7