



US00D472160S

(12) **United States Design Patent**
Modolo

(10) **Patent No.:** **US D472,160 S**

(45) **Date of Patent:** **** Mar. 25, 2003**

(54) **WRISTWATCH**

(75) **Inventor:** **Dino Modolo**, La Chaux-de-Fonds
(CH)

(73) **Assignee:** **Luxury Timepieces International SA**,
Neuchatel (CH)

(**) **Term:** **14 Years**

(21) **Appl. No.:** **29/161,455**

(22) **Filed:** **May 31, 2002**

(30) **Foreign Application Priority Data**

Dec. 4, 2001 (XH) DMA/005 518

(51) **LOC (7) Cl.** **10-02**

(52) **U.S. Cl.** **D10/32**

(58) **Field of Search** D10/1-39, 122-132;
368/276-277, 285, 281-282; 224/164, 168,
178; D11/3-25; 63/1.1, 3, 5, 11

(56) **References Cited**

U.S. PATENT DOCUMENTS

D310,335 S * 9/1990 Wunderman D10/32

D363,231 S * 10/1995 Eddy D10/32

D363,236 S * 10/1995 Burgener D10/39

D364,819 S * 12/1995 Wunderman D10/32

D382,494 S * 8/1997 Wunderman D10/32

D396,652 S * 8/1998 Voegeli D10/32

D398,542 S * 9/1998 Wunderman D10/32

OTHER PUBLICATIONS

European Jeweler—May 1974—p.42—watches.*

* cited by examiner

Primary Examiner—Nelson C. Holtje

(74) *Attorney, Agent, or Firm*—Sughrue Mion, PLLC

(57) **CLAIM**

The ornamental design for a wristwatch, as shown.

DESCRIPTION

FIG. 1 is a perspective view of the front and right side of a wristwatch showing my new design;

FIG. 2 is a front view thereof;

FIG. 3 is a rear view thereof;

FIG. 4 is a right side view thereof;

FIG. 5 is a left side view thereof;

FIG. 6 is an end view of the one end thereof; and,

FIG. 7 is an end view of the opposite end thereof.

1 Claim, 2 Drawing Sheets

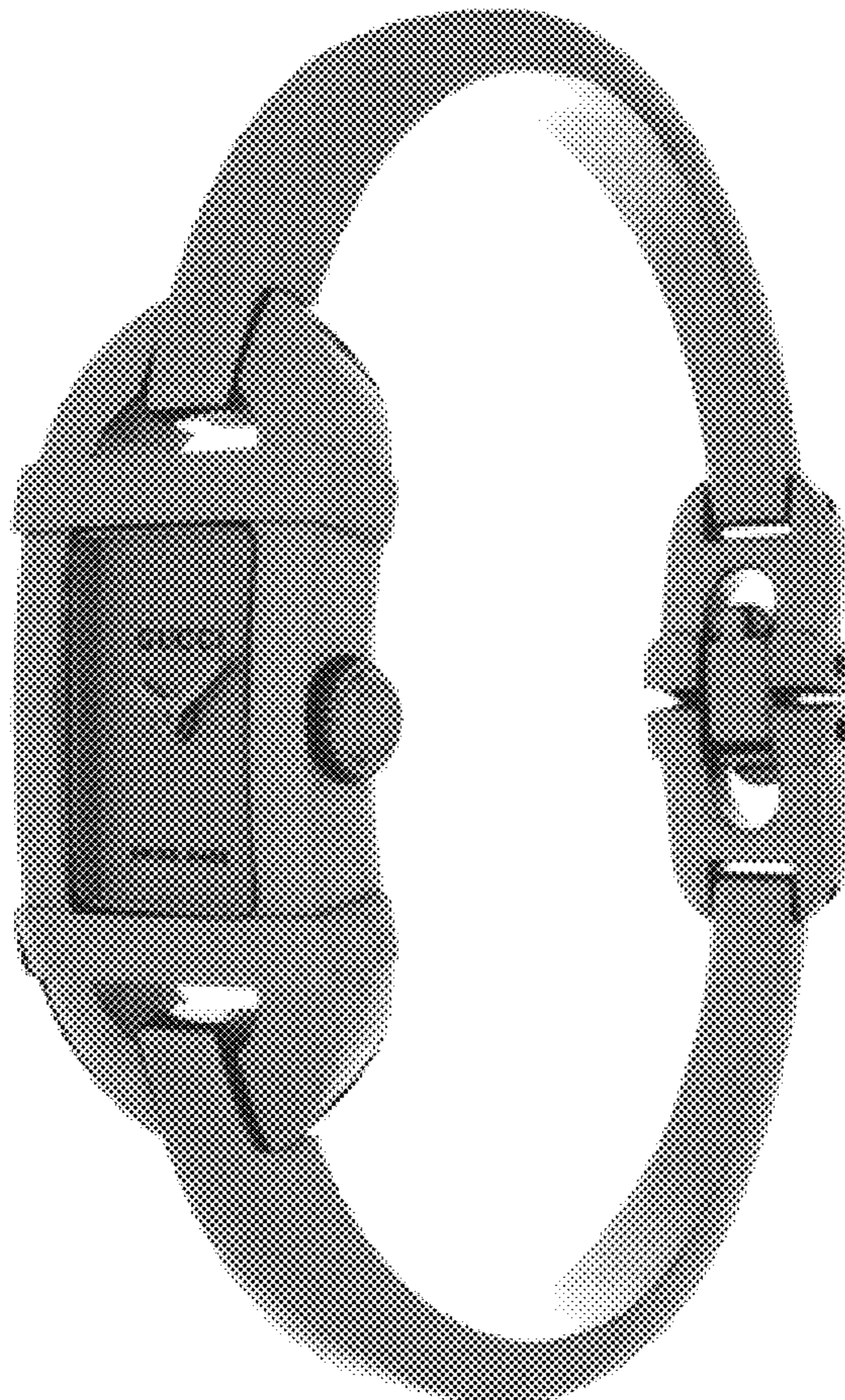


FIG. 1




FIG. 2




FIG. 3




FIG. 4




FIG. 6




FIG. 5




FIG. 7

